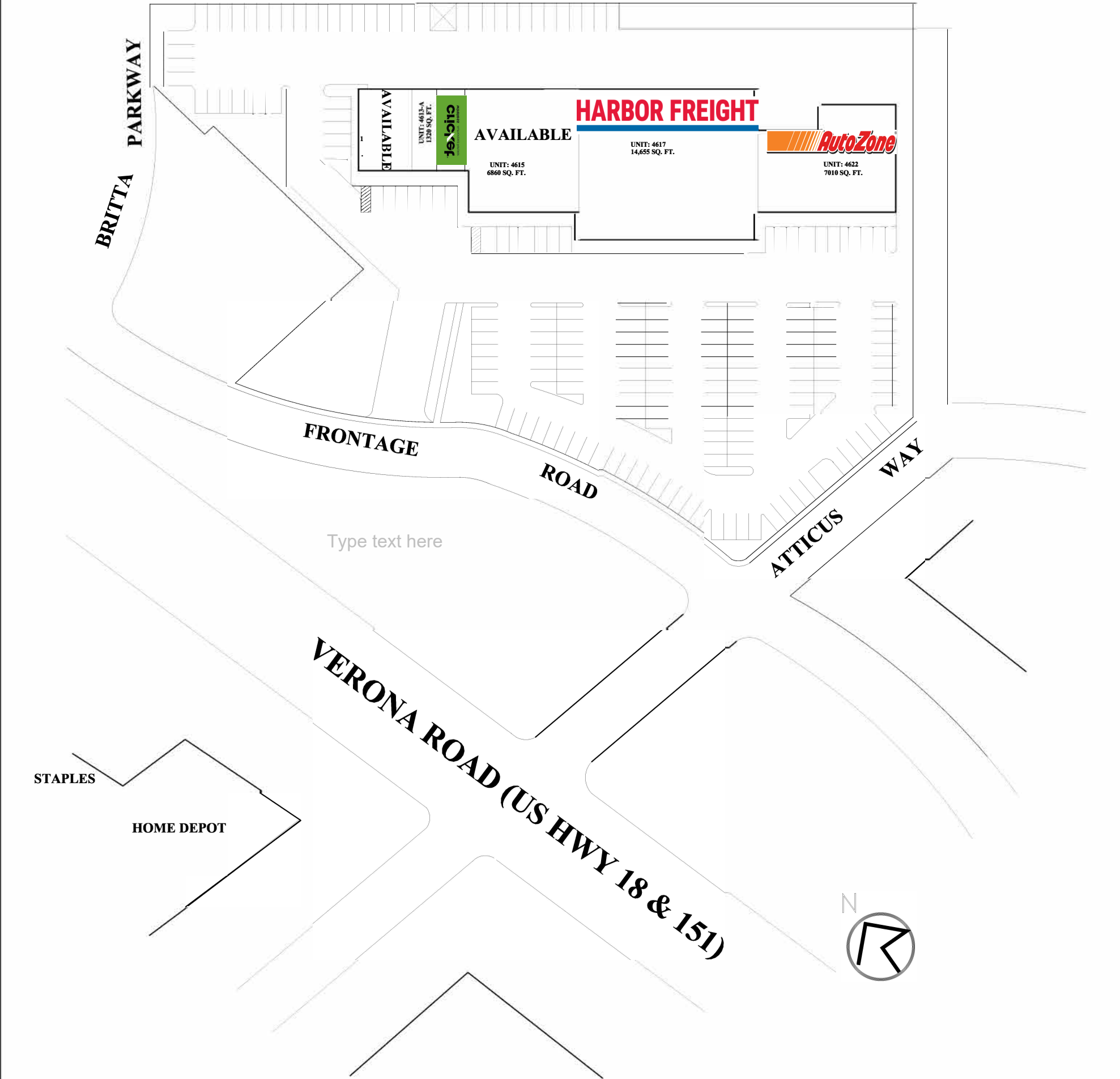





MADISON PLAZA

MADISON, WISCONSIN
EXHIBIT A-1
SITE PLAN



THIS EXHIBIT IS SOLELY FOR THE PURPOSE OF SHOWING THE APPROXIMATE LOCATION OF THE PREMISES AND FOR NO OTHER REASON WHATSOEVER, LANDLORD RESERVES THE RIGHT TO RELOCATE, CHANGE, EXPAND OR DELETE PARKING SPACES OR PARKING AREAS, CURB CUTS, ENTRANCES, SERVICE AREAS TOTAL BUILDING AREA, FRONTAGE, ETC. INCLUDING EXPANSION OR DEMOLITION OF EXISTING OR NEW BUILDINGS. THIS INFORMATION CONTAINED HEREIN IS NOT GUARANTEED AND SHOULD BE INDEPENDANTLY VERIFIED. PLEASE NOTE THAT SPACE IS SUBJECT TO REMEASUREMENT.

| MADISON PLAZA | | |
|------------------|---|--------|
| UNIT ADDRESS | TENANTS NAME | SQ.FT. |
| 4611 VERONA RD | AVAILABLE | 2,400 |
| 4613 VERONA RD-A | AVAILABLE | 1320 |
| 4613 VERON |  | 1080 |
| 4615 VERONA RD. | AVAILABLE | 6,860 |
| 4617 VERONA RD. |  | 14,665 |
| 4622 VERONA RD. |  | 7,010 |
| TOTAL GLA | | 33,125 |