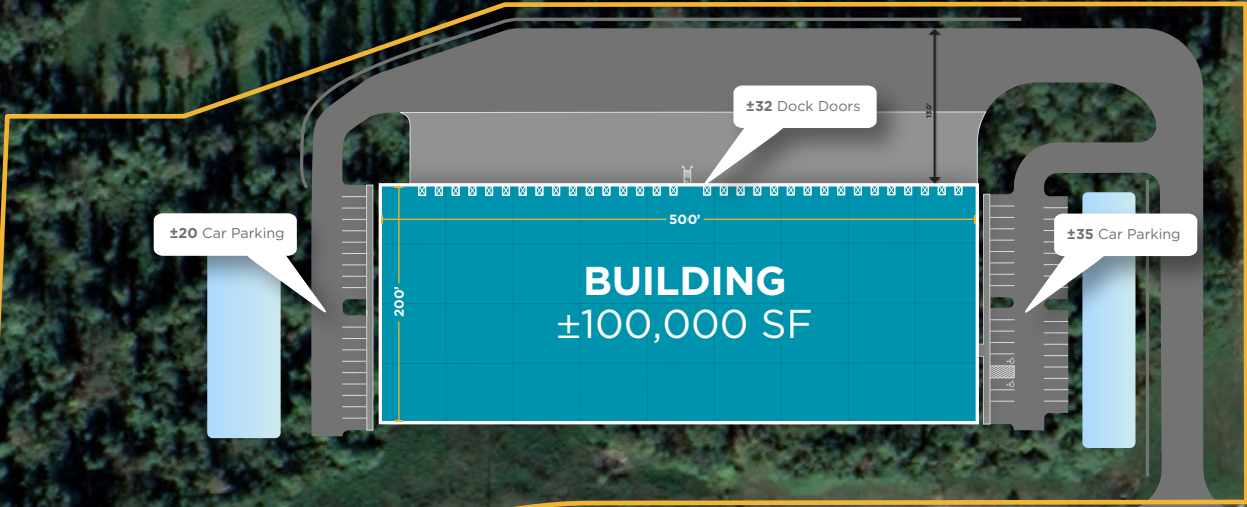




FOR LEASE/SALE



DELIVERING Q3 2026

±100,000 SF
AVAILABLE

UNDER CONSTRUCTION | CUMBERLAND COUNTY



Gerry Blinebury
Executive Vice Chair
+1 717 231 7291
gerry.blinebury@cushwake.com

Allie Gaeta
Senior Director
+1 717 231 7461
allie.gaeta@cushwake.com


Collin Potter
Senior Director
+1 717 231 7460
collin.potter@cushwake.com

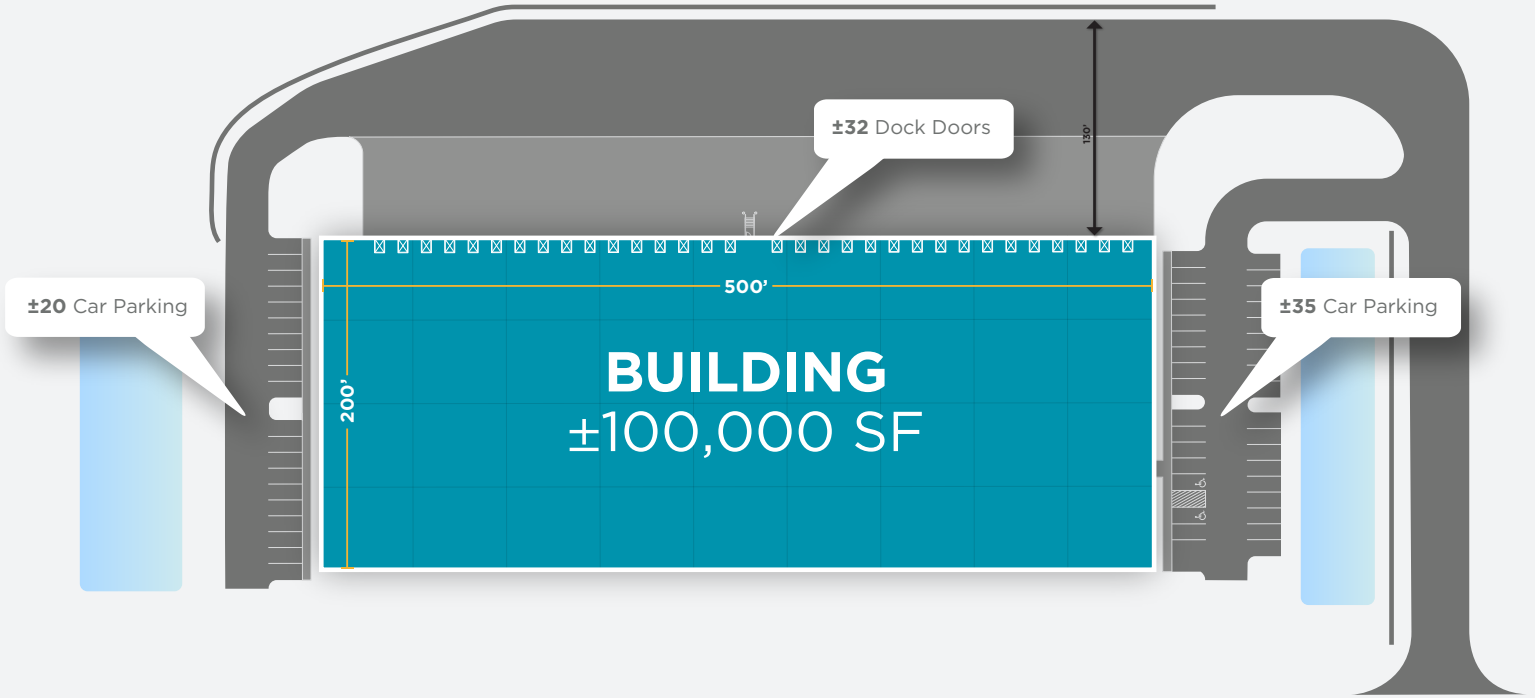


LOCAL MAP

I-81 LOGISTICS CENTER SHIPPENSBURG, PENNSYLVANIA



DRIVE TIMES		
 	2 MINS	.5 MILES
US ROUTE 11	4 MINS	1.5 MILES
CARLISLE, PA	23 MINS	19 MILES
HARRISBURG, PA	43 MINS	42 MILES
BALTIMORE, PA	1 HR 7 MINS	60 MILES



±100,000 SQUARE FEET

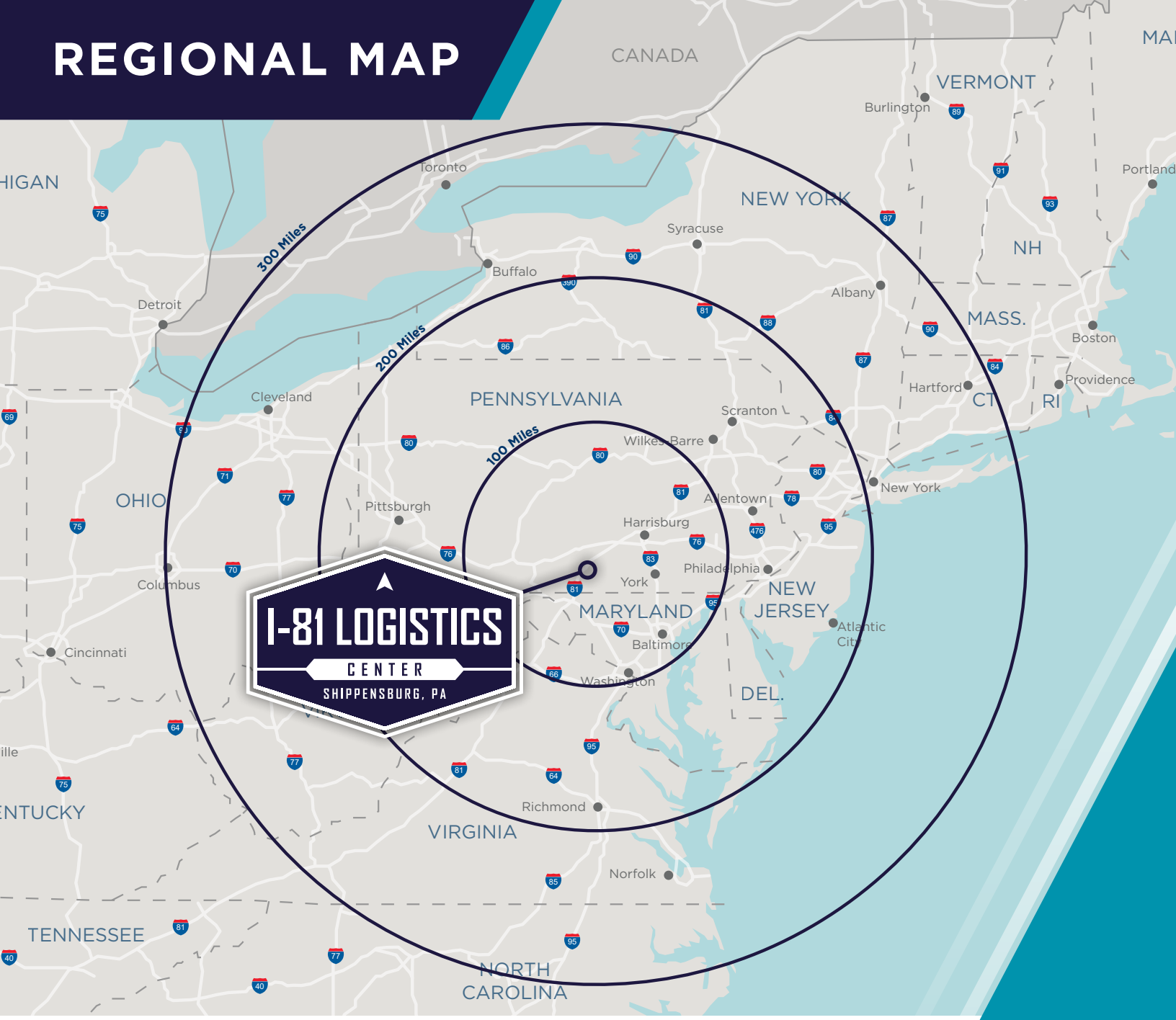
32' CLEAR HEIGHT

±55 AUTO SPACES

±32 DOCK DOORS

AVAILABLE AREA	±100,000 SF	CLEAR HEIGHT	32'
DIMENSIONS	500' x 200'	TRUCK COURT	130'
ACREAGE	10.77 ACRES	DOCK DOORS	±32 DOCK DOORS
OFFICE	TO SUIT	AUTO PARKING	±55 SPACES
COUNTY	CUMBERLAND	UTILITIES	PUBLIC
ZONING	INDUSTRIAL		

REGIONAL MAP



Cushman & Wakefield of Pennsylvania, LLC.
4423 N. Front Street | Harrisburg, PA 17110
+1 717 231 7290

cushmanwakefield.com

For More Information, Please Contact:

Gerry Blinebury

Executive Vice Chair

+1 717 231 7291

gerry.blinebury@cushwake.com

Allie Gaeta

Senior Director

+1 717 231 7461

allie.gaeta@cushwake.com

Collin Potter

Senior Director

+1 717 231 7460

collin.potter@cushwake.com

Cushman & Wakefield of Pennsylvania, LLC is the Owner's exclusive agent for the property.

Cushman & Wakefield Copyright 2026. No warranty or representation, express or implied, is made to the accuracy or completeness of the information contained herein, and same is submitted subject to errors, omissions, change of price, rental or other conditions, withdrawal without notice, and to any special listing conditions imposed by the property owner(s). As applicable, we make no representation as to the condition of the property (or properties) in question.

 **BURKENTINE**

 **CUSHMAN & WAKEFIELD**