



FOR LEASE



THE FLANDERS BUILDING RETAIL IN THE PEARL DISTRICT

Vanilla Shell & 2nd-Generation Retail Storefront Space
±1,558 RSF - ±1,846 RSF (2 Suites) | \$15 - \$19.50 psf + NNN

1411-1435 NW Flanders St, Portland, OR 97209

- Now leasing space in the Heart of the Pearl District
- Retail / Service Shell Space
- Diverse Co-tenant mix including 10 Barrel Brewing and Khao San
- Walkable to Retail and Dining Highlights

MICHELLE D. ROZAKIS
Principal Broker | Licensed in OR
503-222-1195 | mrozakis@capacitycommercial.com

NICHOLAS G. DIAMOND
Principal Broker | Licensed in OR & WA
503-222-2655 | ndiamond@capacitycommercial.com

GEORGE N. DIAMOND
Principal Broker | Licensed in OR & WA
503-222-2178 | gdiamond@capacitycommercial.com



PROPERTY SUMMARY



1425 NW Flanders Suite B - 1,846 RSF



1425 NW Flanders Suite B - Entry

**FOR
LEASE**

Property Details

Address	1411-1435 NW Flanders St, Portland, OR 97209
Available Space	1,558 RSF - 1,846 RSF
N° of Suites Available	2 Suites
Lease Rate	\$15 - \$19.50 psf + NNN
Use Type	Retail, Service
Availability	Now

Space	Size	Use Type	Rate
1435 NW Flanders Suite B	1,558 RSF	Retail / Service	\$15 psf + NNN
1425 NW Flanders Suite B	1,846 RSF	Retail / Service	\$19.50 psf + NNN

Location Features

- Located in the Pearl District's Western Side - Directly on the 'NW Flanders Neighborhood Greenway'
- Less than 1 Block to TriMet Bus Stop
- 4 Blocks to Portland Streetcar
- Next to the new Ned Flanders Crossing bicycle and pedestrian bridge.

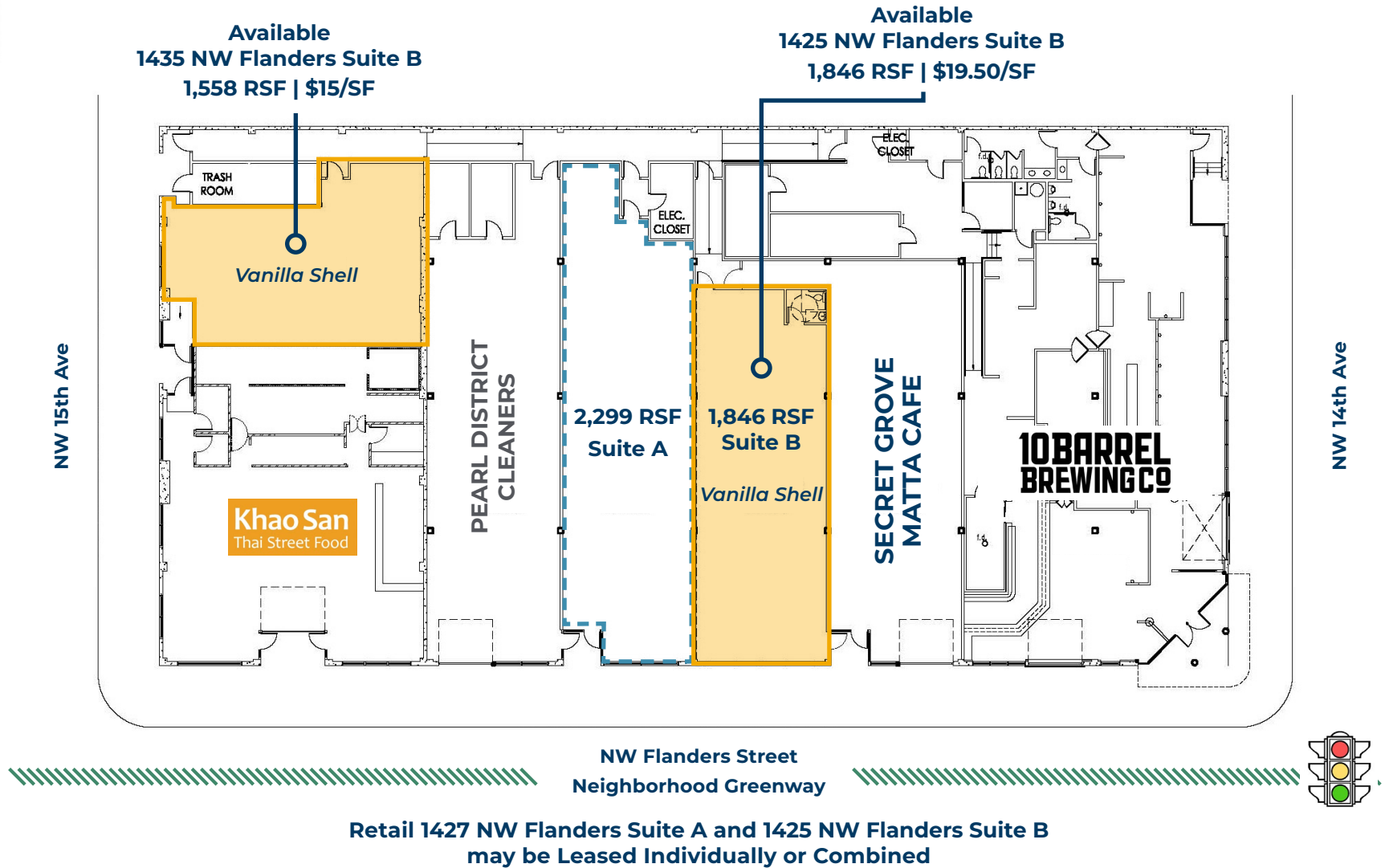
Nearby Highlights

- 10 Barrel Brewing
- Khao San
- Andina
- Sherwin Williams
- KEEN Garage
- Barista
- Brix Tavern
- CENTRL Office Pearl
- Mud Bay
- Chown Hardware
- Pearl ACE
- West Elm
- KOHLER
- Verde Cocina
- Fjallraven
- The North Face
- Whole Foods Market



SITE PLAN

SITE PLAN



FLOOR PLAN: 1435 NW FLANDERS SUITE B



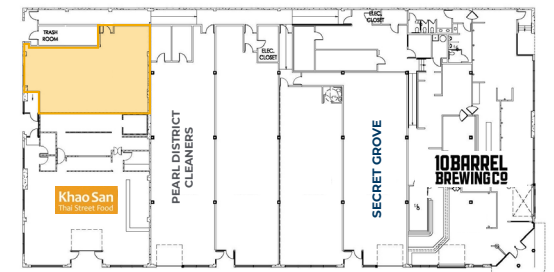
INTERIOR PHOTOS



1435 NW Flanders Suite B - 1,558 RSF



1435 NW Flanders Suite B - 1,558 RSF





INTERIOR PHOTOS

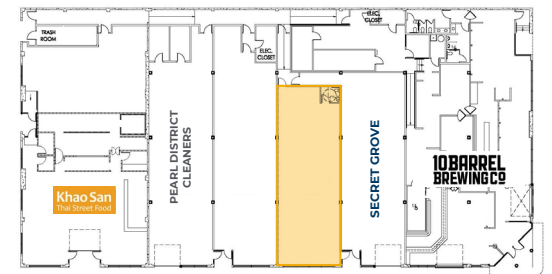
FLOOR PLAN: 1425 NW FLANDERS SUITE B

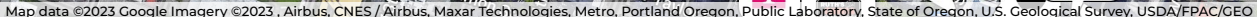


1425 NW Flanders Suite B - 1,846 RSF



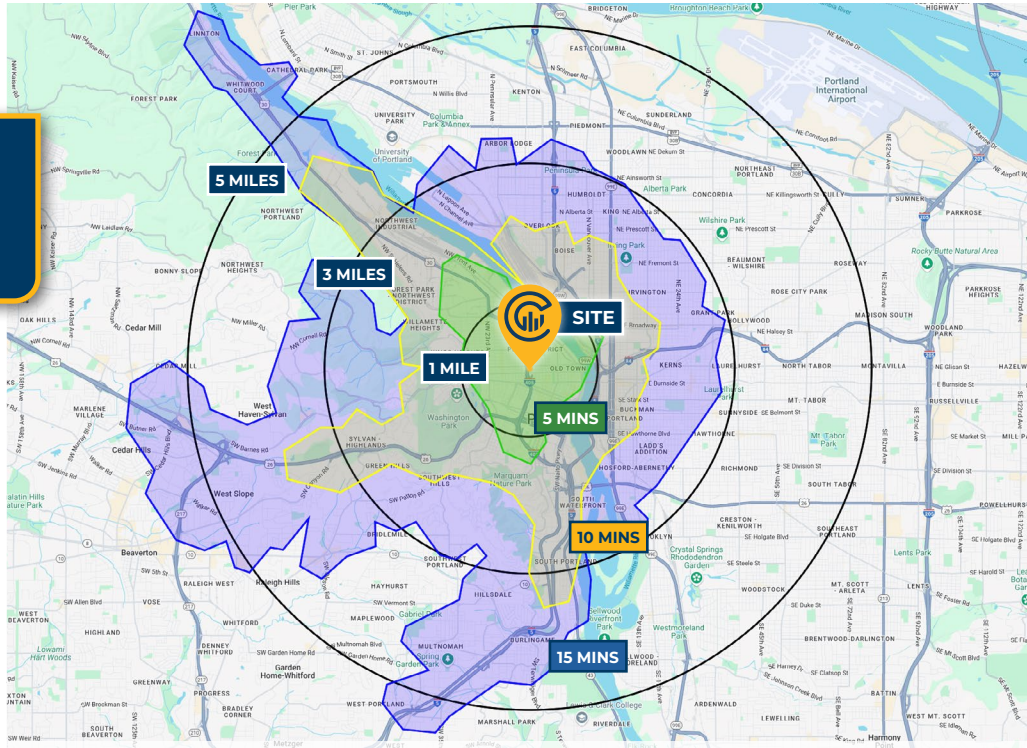
1425 NW Flanders Suite B - 1,846 RSF







DRIVE TIMES & DEMOGRAPHICS



Map data ©2025 Google Imagery ©2024, Airbus, CNES / Airbus, Maxar Technologies, Metro, Portland Oregon, Public Laboratory, State of Oregon, U.S. Geological Survey, USDA/FPAC/CEO



Cotenant



99

Walk Score®
"Walker's Paradise"



92

Bike Score®
"Biker's Paradise"



86

Transit Score®
"Excellent Transit"

Ratings provided by
www.walkscore.com/

AREA DEMOGRAPHICS

Population	1 Mile	3 Mile	5 Mile
2024 Estimated Population	59,149	189,211	426,424
2029 Projected Population	58,744	189,012	418,384
2020 Census Population	44,975	176,832	424,140
2010 Census Population	35,738	143,132	369,295
Projected Annual Growth 2024 to 2029	-0.1%	-	-0.4%
Historical Annual Growth 2010 to 2024	4.7%	2.3%	1.1%
Households & Income			
2024 Estimated Households	32,384	99,228	203,187
2024 Est. Average HH Income	\$121,841	\$144,100	\$147,855
2024 Est. Median HH Income	\$80,465	\$103,769	\$110,237
2024 Est. Per Capita Income	\$67,363	\$75,992	\$70,785
Businesses			
2024 Est. Total Businesses	8,705	22,055	36,550
2024 Est. Total Employees	95,461	212,442	305,654
Demographic Information, Traffic Counts, and Merchant Locations are Provided by REGIS Online at Site-sUSA.com©2025, Sites USA, Chandler, Arizona, 480-491-1112 Demographic Source: Applied Geographic Solutions 11/2024, TIGER Geography - RS1			

MICHELLE D. ROZAKIS

Principal Broker | Licensed in OR

503-222-1195 | mrozakis@capacitycommercial.com

NICHOLAS G. DIAMOND

Principal Broker | Licensed in OR & WA

503-222-2655 | ndiamond@capacitycommercial.com

GEORGE N. DIAMOND

Principal Broker | Licensed in OR & WA

503-222-2178 | gdiamond@capacitycommercial.com

THE FLANDERS BUILDING