

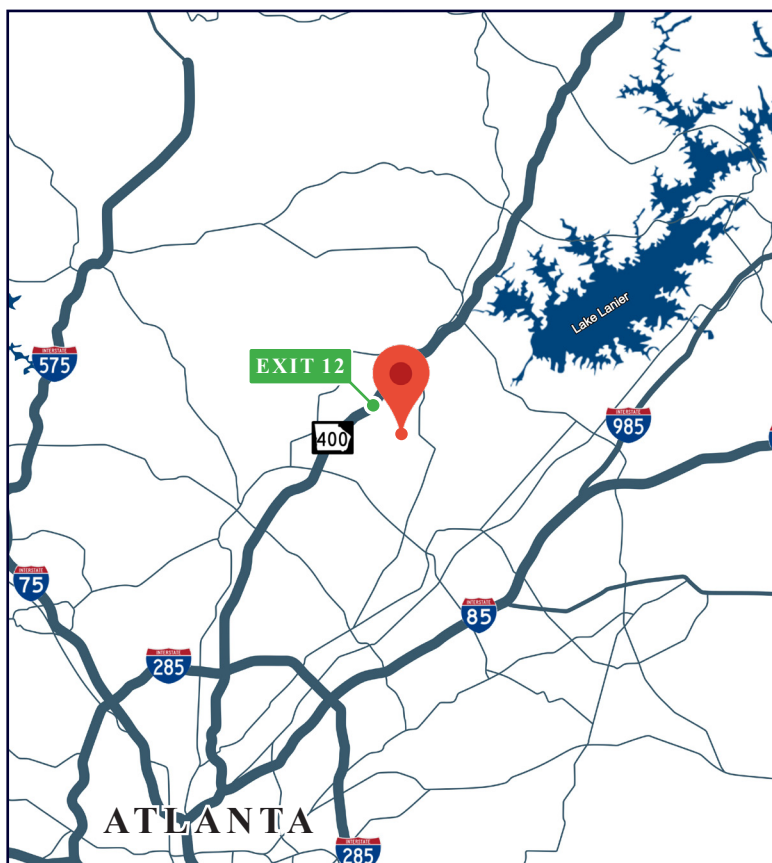
# FOR SUBLEASE

1075 WINDWARD RIDGE PARKWAY  
SUITE 180  
ALPHARETTA, GA 30005



## SPACE SPECIFICATIONS

ADDRESS	1075 Windward Ridge Parkway Suite 180 Alpharetta, GA 30005
TOTAL SIZE	±11,200 SF
OFFICE SIZE	±8,395 SF
WAREHOUSE SIZE	±2,805 SF
DOCK-HIGH DOORS	(4) Four
LOCATION	±2 miles from GA-400 Exit 12 - McFarland Parkway Windward Ridge Business Center
SPACE DESCRIPTION	End cap space wrapped in glass with ample natural light. Blended office/warehouse floor plan with open areas, private offices & very functional warehouse space.



All information contained herein is believed to be accurate but is not warranted. This offer is subject to errors, omissions, prior sale or withdrawal.



**NEW DOMINION, LLC**  
450 East Paces Ferry Road  
Atlanta, GA 30305

**Dave Armento**  
dave@davearmento.com  
404-610-1040

**ALPHARETTA, GA 30005**

**Dave Armento**  
dave@davearmento.com  
404-610-1040



# FOR SUBLEASE

1075 WINDWARD RIDGE PARKWAY

SUITE 180

ALPHARETTA, GA 30005

## SPACE IMAGES



*All information contained herein is believed to be accurate but is not warranted. This offer is subject to errors, omissions, prior sale or withdrawal.*



**NEW DOMINION, LLC**  
450 East Paces Ferry Road  
Atlanta, GA 30305

**Dave Armento**  
dave@davearmento.com  
404-610-1040