

FOR SUBLEASE
32,456 SF

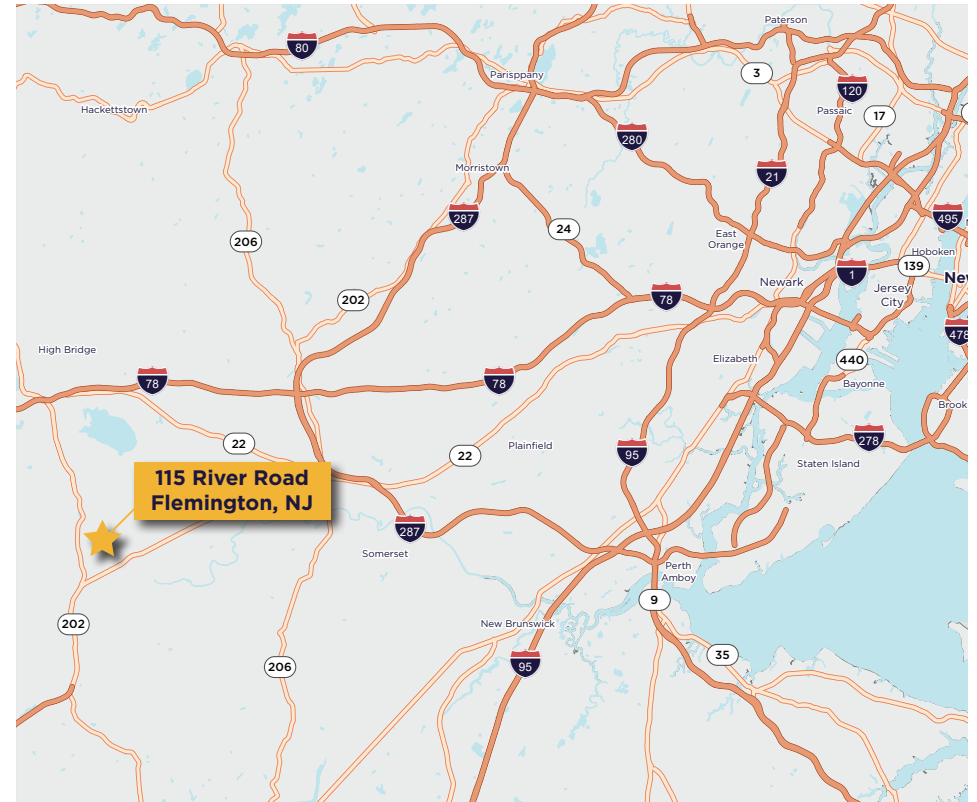


115 RIVER ROAD
BUILDING B | UNITS 204-21

FLEMINGTON, NJ 08822

PROPERTY HIGHLIGHTS

Total Size:	32,456 SF
Total Available:	32,456 SF
Office Area:	2,000 SF
Clear Height:	32'
Loading Doors:	13 Loading Docks 13 Drive-in Doors (2 Motorized)
Column Spacing:	50' x 50'
Power:	3 Phase
Sprinkler:	Wet
Taxes & Cam:	TBD
Sublease Term:	Thru August 2028
Asking Sublease Rate:	\$11.00/SF
Comments:	<ul style="list-style-type: none">• Racking Included• Immediate Availability



2.1 Miles
Route 202

8.5 Miles
from I-87

14.4 Miles
Route 206

16.2 Miles
from I-287

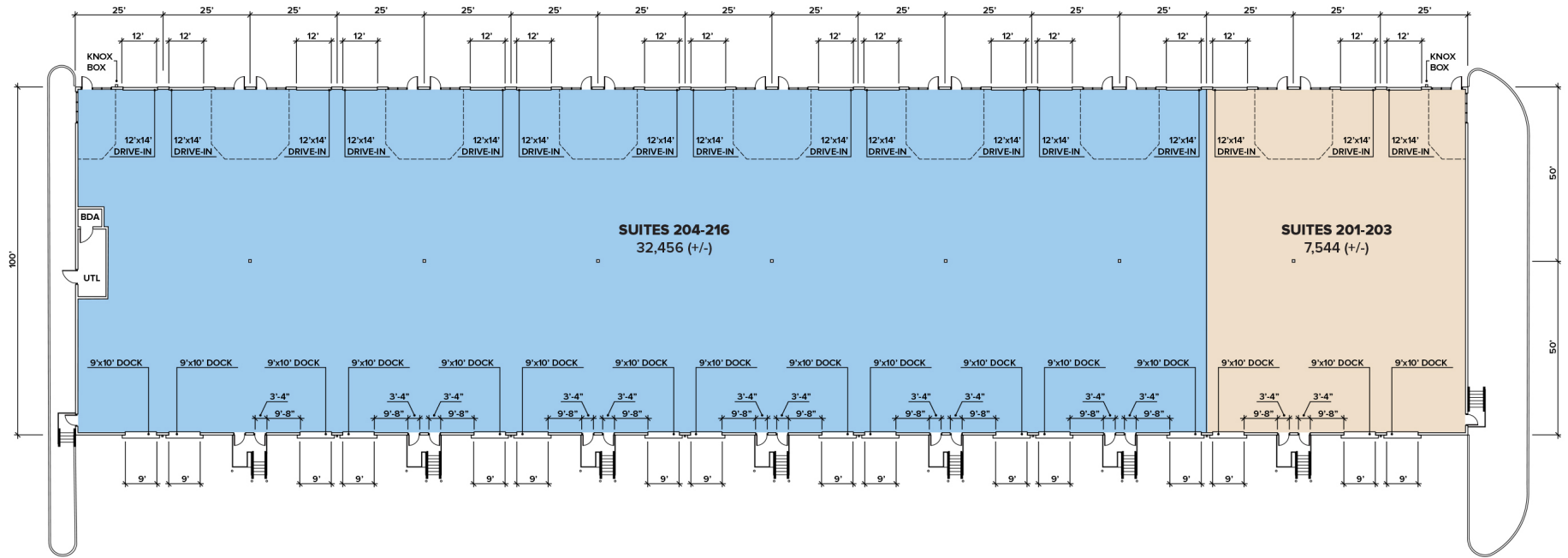
43.9 Miles
from EWR Airport

47.2 Miles
from Port Newark

54.7 Miles
from Brooklyn


55.1 Miles
from Manhattan

FLOOR PLAN



AVAILABLE LEASED

PROPERTY PHOTOS



CONTACT INFORMATION

JASON BARTON, SIOR

+1 732 243 3104

jason.barton@cushwake.com

ANDREW ROBERTS

+1 732 243 3123

andrew.o.roberts@cushwake.com

CHARLES FERN

+1 732 243 3101

chuck.fern@cushwake.com

99 Wood Avenue South, 8th Floor | Iselin, NJ 08830 | +1 732 623 4700

One Meadowlands Plaza, 7th Floor | East Rutherford, NJ 07073 | +1 201 935 4000

cushmanwakefield.com

