MAIN FLOOR PLAN NOTES:

- See Structural drawings by Shear Engineering for details and specifications of slab and footing & foundation construction at specific locations on the site.
- All dimensions are from face of stud unless noted otherwise on drawings.
- All exterior walls shall be 2x6 studs (s.o.c.) with min R-20 insulation.
- All interior walls shall be 2x4 studs, unless noted otherwise on plans.
- All interior walls shall have a pressure treated bottom plate with another bottom plate above a 2" slip gap. See detail 1 on sheet d1
- All doors on main level must comply with ANSI requirements for clear space on both sides of each door. See details 1 on this sheet

DOOR AND FRAME SCHEDULE

#	DOOR WD	DOOR HGT	DOOR THK	DOOR STYLE	DOOR GLAZING	FRAME STYLE	FRAME THROAT DEPTH	NOTES
101	6'-0"	8'-0"	1-1/2"	AL-1	INSUL.	ALUM	6 1/2"	(2) 3'-6"x 8'-0" PANELS
102	3'-0"	8'-0"	1-1/2"	HM-2	—	HM	6 1/2"	—
103	3'-0"	8'-0"	1-1/2"	HM-1	—	HM	6 1/2"	—
104	3'-0"	8'-0"	1-1/2"	AL-3	INSUL.	ALUM	6 1/2"	—
105	10'-0"	7'-0"	1-1/2"	AL-2	INSUL.	ALUM	6 1/2"	overhead door
106	10'-0"	7'-0"	1-1/2"	AL-2	INSUL.	ALUM	6 1/2"	overhead door

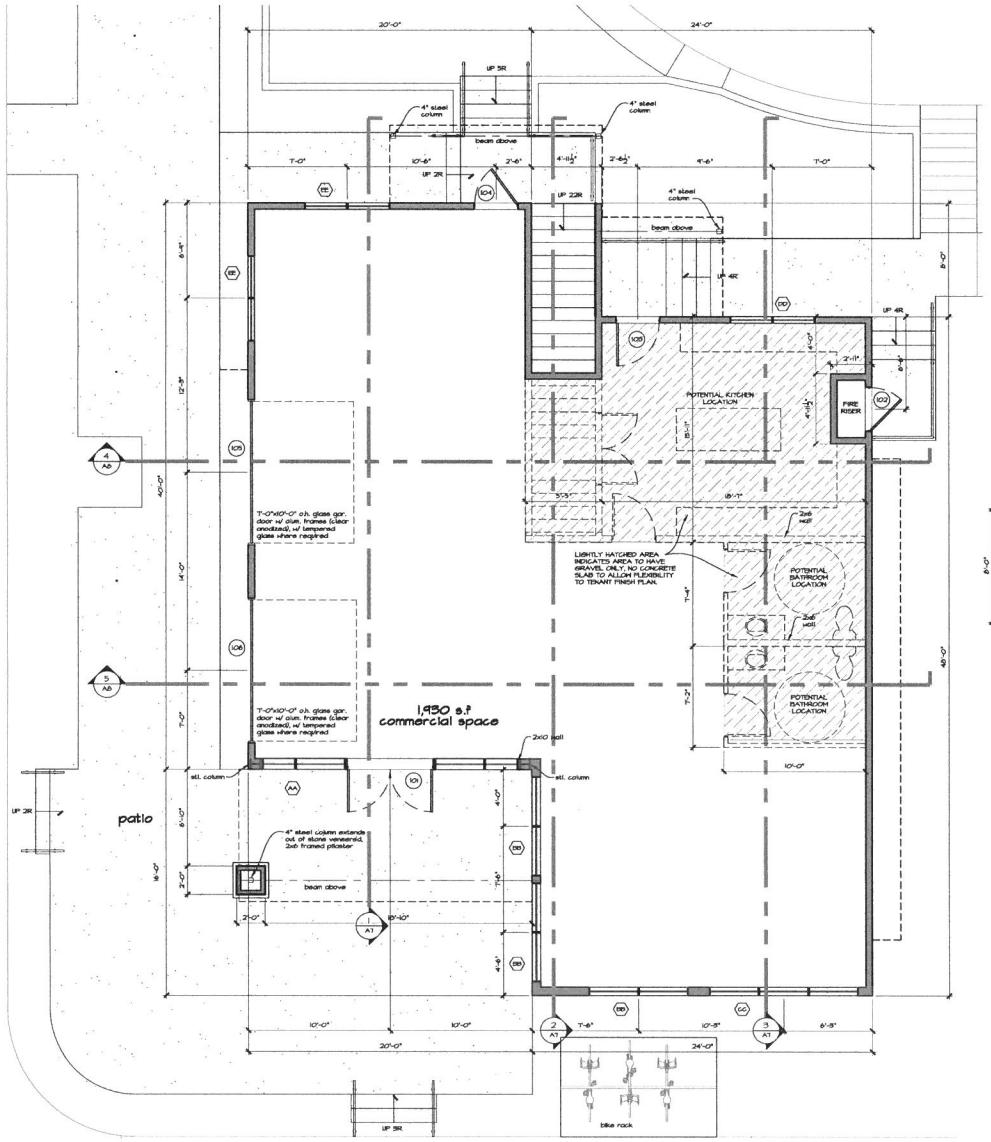

commercial space 1/4
main level floor plan 1930 s.f.

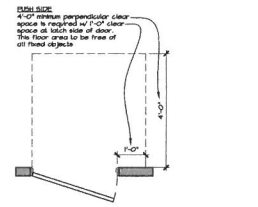

D REQUIRED DOOR CLEARANCE DETAILS
1/2" = 1'-0"

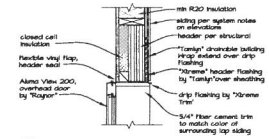

A HEAD DTL @ garage door
1" = 1'-0"

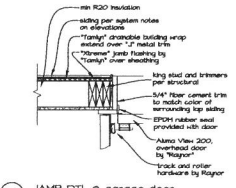

B JAMB DTL @ garage door
1" = 1'-0"

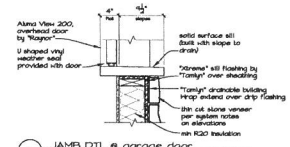

C JAMB DTL @ garage door
1" = 1'-0"

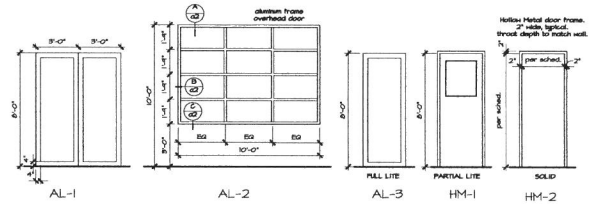

2 DOOR & FRAME STYLE ELEVATIONS
SCALE: 1/4" = 1'-0"

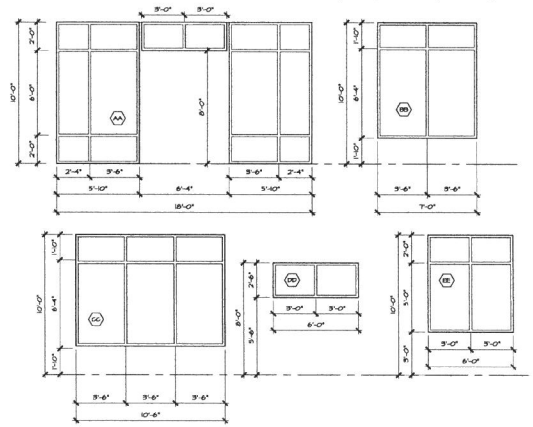

3 DOOR/WINDOW ASSEMBLY ELEVATIONS (STOREFRONT)
SCALE: 1/4" = 1'-0"

MAIN LEVEL FLOOR PLAN

dangler
5336 highcastle court fort collins, colorado 80525 (970) 223-1512

Old Town North Mixed Use Building Lot M1 BLK2

Fort Collins, Colorado

by	km
date	DECEMBER 22, 2020
revisions	BID SET
sheet	a4 of 9