

### AVAILABLE SPACE


Suite 201	3,880 SF
Suite 202	3,550 SF

## 137-147 S. Main St.

Akron, OH 44308

### Property Features

- Total SF: 43,024
- Office SF: 41,024
- Retail: 2,000 SF
- Occupancy Type: Multi-Tenant
- Floors: 3
- Percent Occupancy: 92%
- Private 44 car parking deck
- Access to Cascade Parking
- Skywalk Access
- Many new renovations
- Building Signage available
- Located in Akron's Central Business District
- Agent related to owner



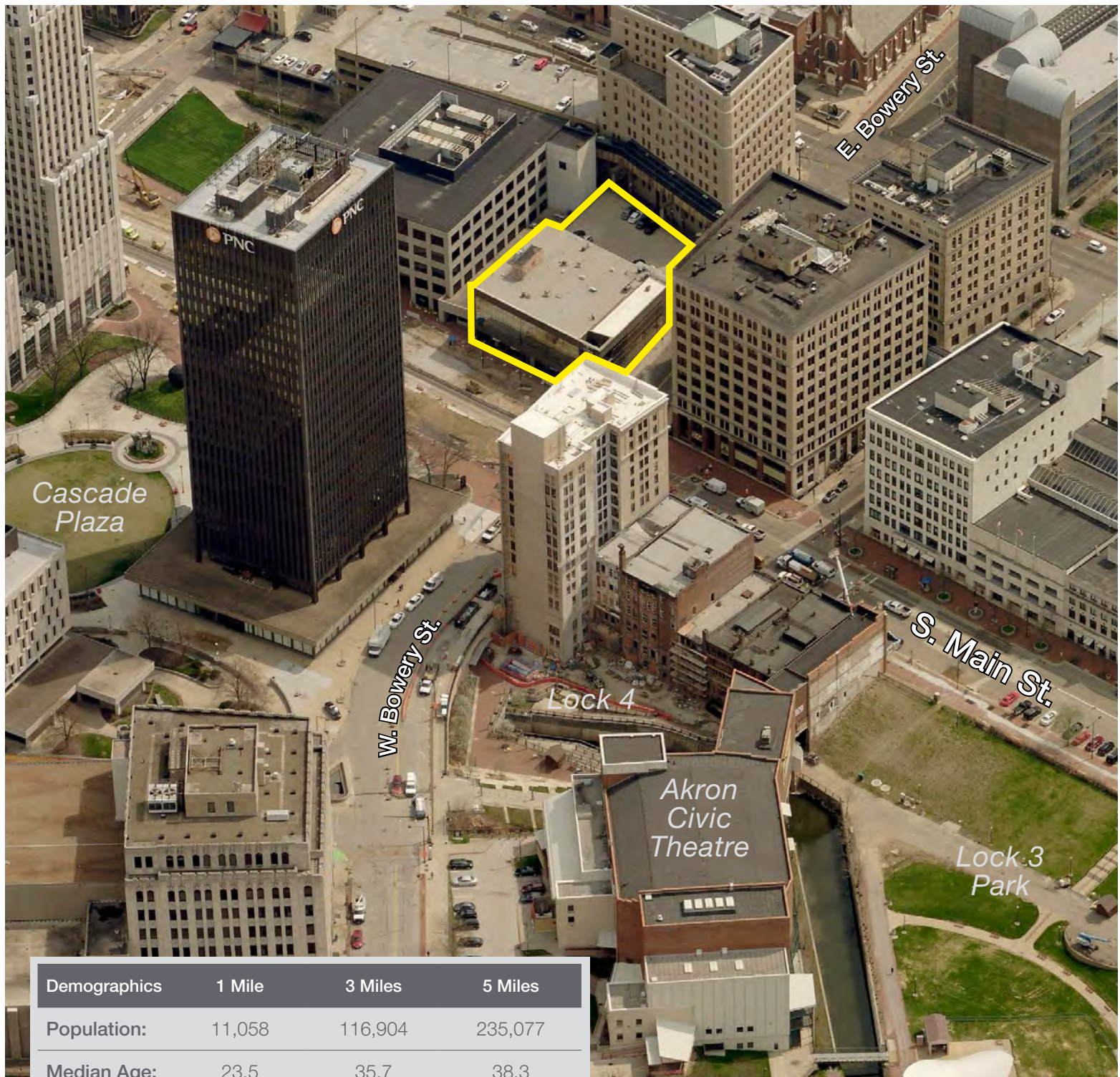
**Ronald Midcap II**

+1 216 455 0900 | [RMidcap@naipvc.com](mailto:RMidcap@naipvc.com)

NO WARRANTY OR REPRESENTATION, EXPRESS OR IMPLIED, IS MADE AS TO THE ACCURACY OF THE INFORMATION CONTAINED HEREIN, AND THE SAME IS SUBMITTED SUBJECT TO ERRORS, OMISSIONS, CHANGE OF PRICE, RENTAL OR OTHER CONDITIONS, PRIOR SALE, LEASE OR FINANCING, OR WITHDRAWAL WITHOUT NOTICE, AND OF ANY SPECIAL LISTING CONDITIONS IMPOSED BY OUR PRINCIPALS NO WARRANTIES OR REPRESENTATIONS ARE MADE AS TO THE CONDITION OF THE PROPERTY OR ANY HAZARDS CONTAINED THEREIN ARE ANY TO BE IMPLIED.

6060 Rockside Woods Blvd. #402  
Independence, Ohio 44131  
216 831 3310  
[naipvc.com](http://naipvc.com)






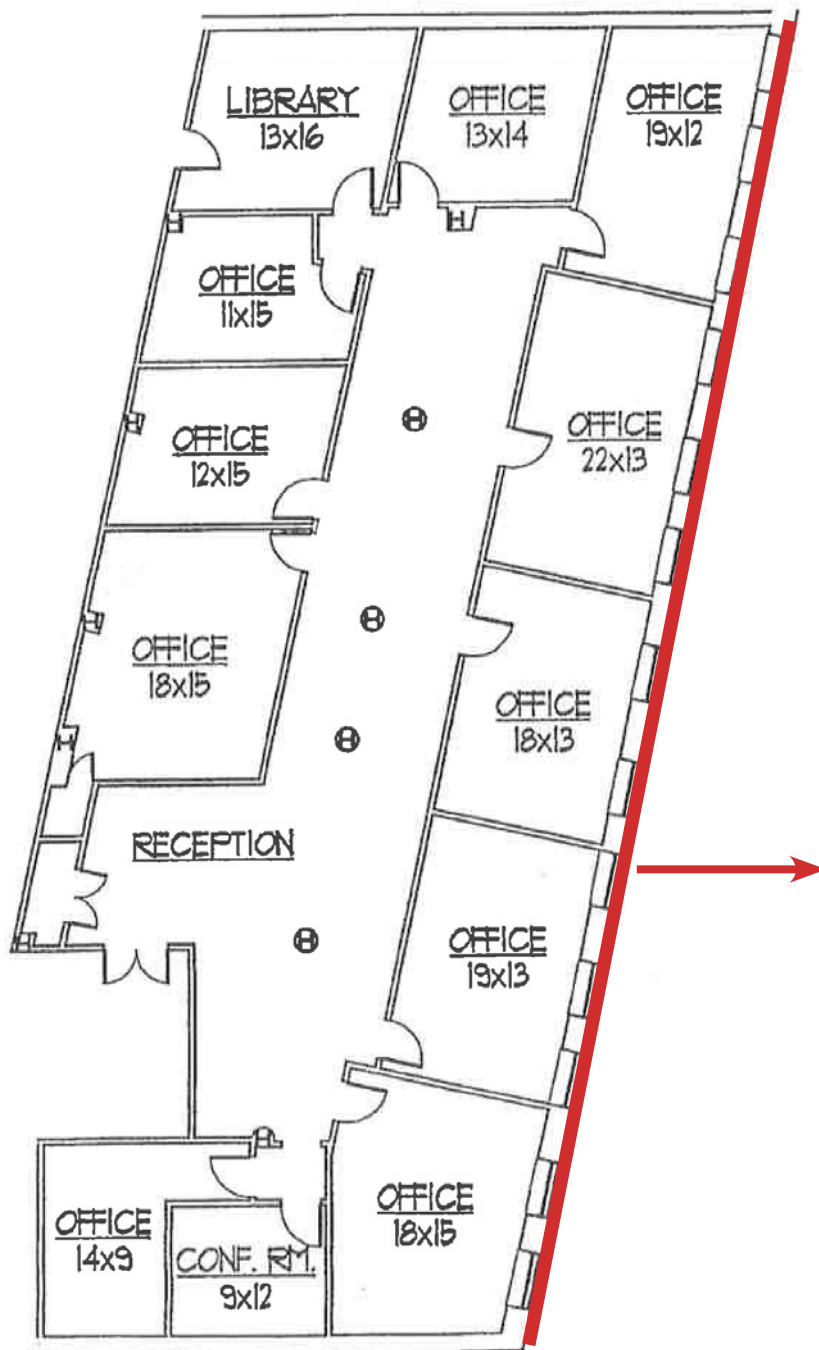
Demographics	1 Mile	3 Miles	5 Miles
Population:	11,058	116,904	235,077
Median Age:	23.5	35.7	38.3
Median HH Income:	\$22,427	\$33,914	\$40,317
Traffic Count:	9,702 VPD S. Main St. @ Cascade Plaza		

### 137-147 S. Main St.

Akron, OH 44308



Second Floor - Suite 201  
3880 SF



**137-147 S. Main St.**

Akron, OH 44308

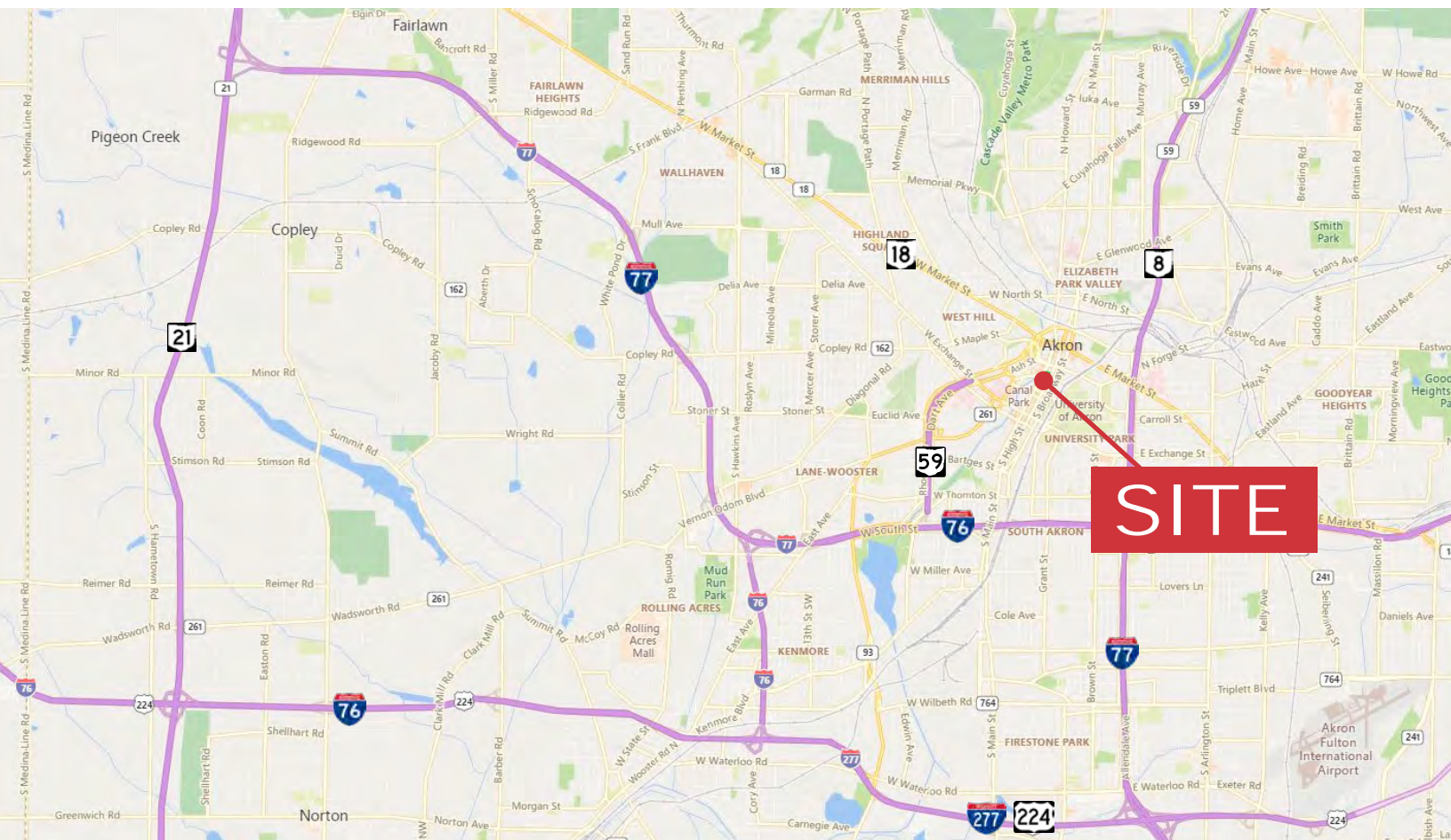


## Suite 201

137-147 S. Main St.

Akron, OH 44308





137-147 S. Main St.

Akron, OH 44308

### 1 mile

#### KEY FACTS

11,058

Population

23.5

Median Age



2.0

Average Household Size

\$22,427

Median Household Income

#### EDUCATION

15%

No High School Diploma



32%  
High School Graduate



26%  
Some College



27%  
Bachelor's/Grad/Pr of Degree

#### BUSINESS



1,373

Total Businesses



48,810

Total Employees

#### EMPLOYMENT



White Collar

63%



Blue Collar

17%



Services

20%



7.3%

Unemployment Rate

#### INCOME



\$22,427

Median Household Income



\$10,697

Per Capita Income



\$9,243

Median Net Worth

#### Households By Income

The largest group: <\$15,000 (37.8%)

The smallest group: \$150,000 - \$199,999 (0.2%)

Indicator ▲	Value	Diff	
<\$15,000	37.8%	+26.9%	
\$15,000 - \$24,999	15.1%	+5.8%	
\$25,000 - \$34,999	16.9%	+6.0%	
\$35,000 - \$49,999	13.5%	+0.2%	
\$50,000 - \$74,999	10.6%	-8.0%	
\$75,000 - \$99,999	3.0%	-9.1%	
\$100,000 - \$149,999	2.1%	-10.5%	
\$150,000 - \$199,999	0.2%	-5.8%	
\$200,000+	0.9%	-5.4%	

Bars show deviation from Summit County

### 3 miles

#### KEY FACTS

116,904

Population

35.7

Median Age



2.3

Average Household Size

\$33,914

Median Household Income

#### EDUCATION

14%

No High School Diploma



34%  
High School Graduate



32%  
Some College



20%  
Bachelor's/Grad/Pr of Degree

#### BUSINESS



3,562

Total Businesses



83,808

Total Employees

#### EMPLOYMENT



White Collar

60%



Blue Collar

25%



Services

15%



9.2%

Unemployment Rate

#### INCOME



\$33,914

Median Household Income



\$19,839

Per Capita Income



\$16,841

Median Net Worth

#### Households By Income

The largest group: <\$15,000 (21.7%)

The smallest group: \$200,000+ (1.7%)

Indicator ▲	Value	Diff	
<\$15,000	21.7%	+10.8%	
\$15,000 - \$24,999	14.0%	+4.7%	
\$25,000 - \$34,999	15.6%	+4.7%	
\$35,000 - \$49,999	15.4%	+2.1%	
\$50,000 - \$74,999	16.1%	-2.5%	
\$75,000 - \$99,999	8.0%	-4.1%	
\$100,000 - \$149,999	5.6%	-7.0%	
\$150,000 - \$199,999	1.9%	-4.1%	
\$200,000+	1.7%	-4.6%	

Bars show deviation from Summit County

### 5 miles

#### KEY FACTS

235,077

Population

38.3

Median Age



2.3

Average Household Size

\$40,317

Median Household Income

#### EDUCATION

11%

No High School Diploma



33%  
High School Graduate



31%  
Some College



24%  
Bachelor's/Grad/Pr of Degree

#### BUSINESS



7,350

Total Businesses



136,713

Total Employees

#### EMPLOYMENT



White Collar

63%



Blue Collar

24%



Services

13%



7.0%

Unemployment Rate

#### INCOME



\$40,317

Median Household Income



\$23,937

Per Capita Income



\$43,365

Median Net Worth

#### Households By Income

The largest group: \$50,000 - \$74,999 (18.7%)

The smallest group: \$200,000+ (2.1%)

Indicator ▲	Value	Diff	
<\$15,000	16.7%	+5.8%	
\$15,000 - \$24,999	12.3%	+3.0%	
\$25,000 - \$34,999	14.2%	+3.3%	
\$35,000 - \$49,999	15.5%	+2.2%	
\$50,000 - \$74,999	18.7%	+0.1%	
\$75,000 - \$99,999	10.3%	-1.8%	
\$100,000 - \$149,999	7.8%	-4.8%	
\$150,000 - \$199,999	2.4%	-3.6%	
\$200,000+	2.1%	-4.2%	

Bars show deviation from Summit County