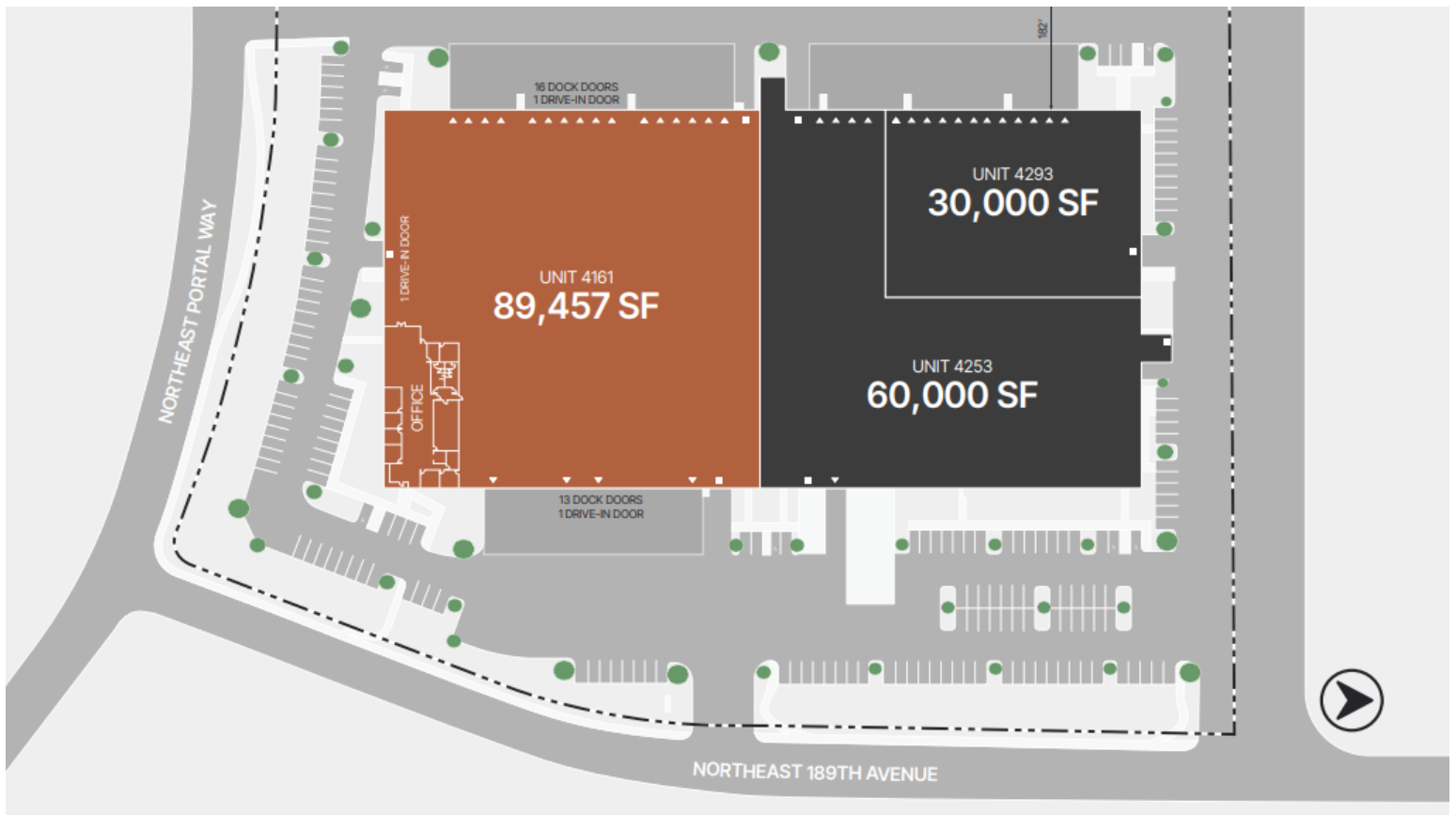


# SOUTHSHORE COMMERCE CENTER

4161 NE 189th Ave  
Portland, OR, 97230



FOR LEASE

±89,457 SF

4161



LEASED BY



# SOUTHSHORE COMMERCE CTR

4161 NE 189th Ave  
Portland, OR 97230

## BUILDING SPECIFICATIONS

Available s.f.	89,457
Warehouse s.f.	81,910
Office s.f.	7,547
Clear height	30'
Dock doors	27
Grade level doors	3
Sprinklers	ESFR
Power	6,000a, 480v
Parking	1.00/1,000 s.f.
Highlights	

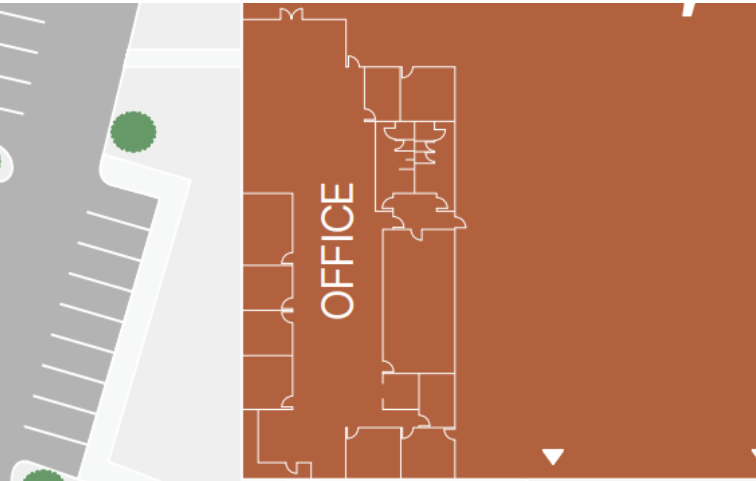
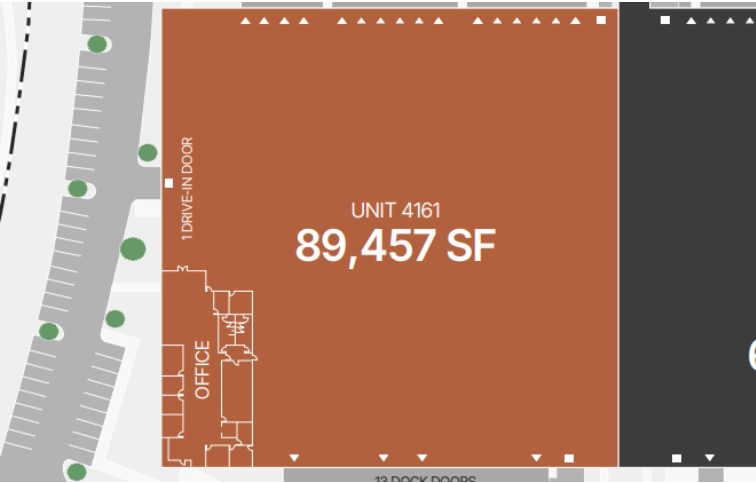
Located 13.6 miles from Downtown Portland  
Easy access to major arterials  
Edge of dock levers, bumpers, and seals.  
Call for rates

FOR LEASE

±89,457 SF

Kevin Kriesien  
kevin.kriesien@jll.com  
(503) 972-8613

Tyler Sheils, SIOR  
tyler.sheils@jll.com  
(503) 972-8603



This document is for informational purposes only and does not constitute an offer or acceptance of a lease. Any lease agreement must be in writing and signed by the landlord. No representations or warranties are made except as expressly stated in a signed lease. Information is provided "as is" and may be subject to errors or change without notice.