

8290 NATIONAL HIGHWAY

PENNSAUKEN, NJ 08109

UNDER NEW OWNERSHIP









BUILDING IMPROVEMENTS UNDERWAY!

AVAILABLE FOR LEASE

David Ricci
dricci@flynnco.com
(215) 561-6565 x154

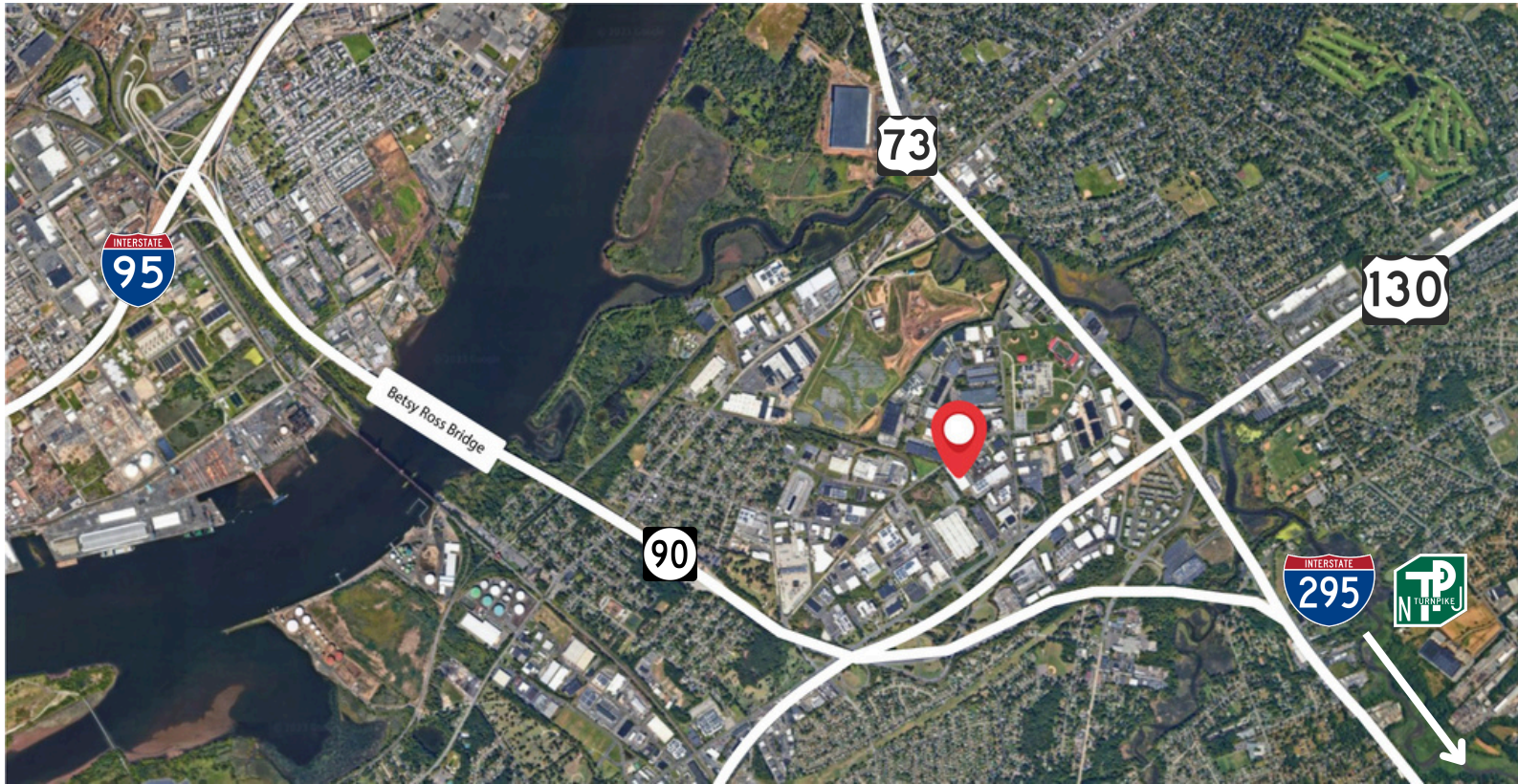
Brando Casalicchio
bcasalicchio@flynnco.com
(215) 561-6565 x153



-  111,456 total SF
Divisible to units of 54,696 SF and 56,760 SF
-  20' clear height
-  43' x 30' column spacing
-  800 amps at 120/208v, 3Φ
-  15 dock high doors, 1 drive-in door
-  Rail served (currently inactive)
Conrail shared assets

LOCATION

8290 NATIONAL HIGHWAY
AVAILABLE FOR LEASE



Distance to...

Betsy Ross Bridge

2.5 Miles

I-295 (Exit 36)

6.3 Miles

New Jersey Turnpike (Exit 4)

7.0 Miles

Port of Camden (Beckett Terminal)

7.5 Miles

Philadelphia International Airport

14.8 Miles

THE FLYNN COMPANY

WWW.FLYNNCO.COM | 1621 WOOD STREET, PHILADELPHIA, PA 19103 | 215.561.6565

All information furnished regarding property for sale or lease is from sources deemed reliable, but no warranty or representation is made as to the accuracy thereof, and same is subject to errors, omissions, change of price, prior sale, lease, financing, withdrawal without notice or other conditions.

FLOOR PLAN

8290 NATIONAL HIGHWAY
AVAILABLE FOR LEASE

