

DAVIS

HOLDINGS

ALMEDA CENTER

10100 Kleckley Dr
Houston, TX 77075
NWC Kleckley Dr & Thermon

LEASING INFORMATION

Kate Davis

✉ kdavis@davisholdingslp.com 🌐 davisholdingslp.com

☎ **713.659.3131, ext. 111**

MULTI-TENANT RETAIL BUILDING FOR LEASE



HIGHLIGHTS

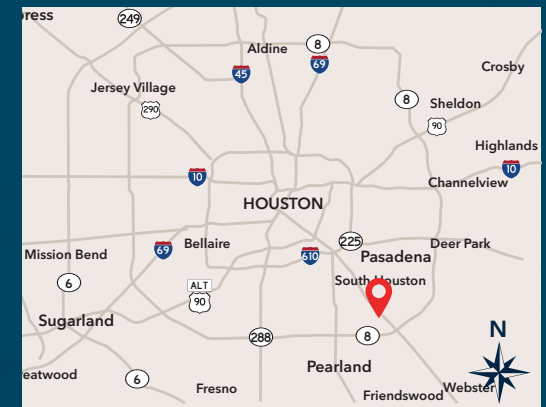
- Easy access to/from Gulf Fwy
- Facing Almeda Mall
- Popular daycare brings traffic to center
- High occupancy with great tenants
- Plentiful parking available
- Established popular shopping center
- Store signage & pylon signage available
- Newly painted, Clean
- Easy Access On/Off I-45

SIZE

- Building A: 10,230 SF
- Building AB: 6,025 SF
- Building E: 4,725 SF
- Building D: 2,990 SF
- Land: 1.84 Acres

AVAILABLE

810 SF | 1,100 SF | 3,025 SF



DAVIS

HOLDINGS

ALMEDA CENTER

10100 Kleckley Dr
Houston, TX 77075
NWC Kleckley Dr & Thermon

LEASING INFORMATION

Kate Davis

✉ kdavis@davisholdingslp.com 🌐 davisholdingslp.com

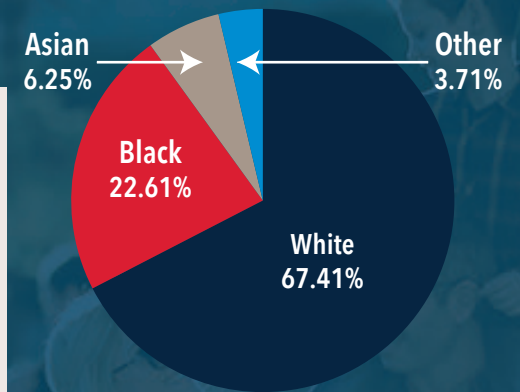
📞 713.659.3131, ext. 111



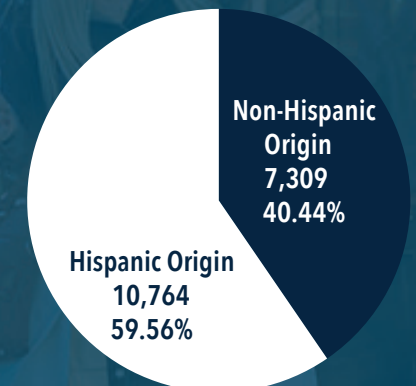
The information contained herein was obtained from sources deemed reliable; however, no guarantees, warranties or representations are made as to the completeness or accuracy thereof. The presentation of this real estate information is subject to errors, omissions, change of price, prior sale or lease, or withdrawal without notice.

DEMOGRAPHICS

TRADE AREA BY BLOCK GROUPS



2020 POPULATION BY RACE 1 MILE RADIUS



POPULATION BY HISPANIC ORIGIN 1 MILE RADIUS

RADIUS	1 MILE	2 MILE	5 MILE
Population			
2025 Projection	18,787	69,656	289,317
2020 Estimate	18,074	67,769	280,315
2010 Census	15,744	63,705	261,189
Growth 2020 - 2025	3.94%	2.78%	3.21%
Growth 2010 - 2020	14.80%	6.38%	7.32%
2020 Population By Race	18,074	67,769	280,315
White	12,184 67.41%	50,307 74.23%	222,242 79.28%
Black	4,087 22.61%	10,853 16.01%	32,139 1.47%
Asian	1,130 6.25%	4,502 6.64%	18,305 6.53%
Other	355 3.71%	1,148 1.69%	4,432 1.58%
Population by Hispanic Origin	18,074	67,769	280,315
Non-Hispanic Origin	7,309 40.44%	23,658 34.91%	102,506 36.57%
Hispanic Origin	10,764 59.56%	44,112 65.09%	177,809 63.43%
2020 Population by Education	11,682	44,231	185,433
Some High School, No Diploma	2,675 22.90%	11,291 25.53%	48,073 25.92%
High School Grad (Incl Equivalency)	3,081 26.37%	11,959 27.04%	50,192 27.07%
Some College, No Degree	3,435 29.40%	11,556 26.13%	48,042 25.91%
Associate Degree	772 6.61%	3,222 7.28%	12,046 6.50%
Bachelor Degree	1,318 11.28%	4,644 10.50%	19,361 10.44%
Advanced Degree	401 3.43%	1,559 3.52%	7,719 4.16%
2020 Average Household Size	2.70	3.10	3.10
Households			
2025 Projection	6,681	22,367	92,915
2020 Estimate	6,454	21,811	90,068
2020 Households by Income	6,454	21,810	90,068
2020 Avg Household Income	\$56,306	\$63,152	\$68,586
2020 Med Household Income	\$45,531	\$52,248	\$53,036

ALMEDA CENTER

10100 Kleckley Dr
Houston, TX 77075
NWC Kleckley Dr & Thermon

✉ kdavis@davisholdingslp.com 🌐 davisholdingslp.com

LEASING INFORMATION

Kate Davis

📞 713.659.3131, ext. 111

SITE PLAN

- AVAILABLE
- LEASE PENDING
- EXECUTED

AVAILABLE SQ FT

- 810 SF
- 1,100 SF
- 3,025 SF

TRAFFIC (VPD)

Street/ Cross Street	Proximity to Location (Miles)	Avg Daily Volume
• Algen St @ Kleckley Dr	.06	1,752
• Kleckley Dr @ Algen St	.23	6,120
• Kleckley Dr @ Algen St	.31	14,003
• Kleckley Dr @ Algen St	.44	9,418
• I-45 @ Mace Rd	.19	206,591

TOTAL GLA

- Building A: 10,230 SF
- Building AB: 6,025 SF
- Building E: 4,725 SF
- Building D: 2,990 SF

