

NORMANDIE BUSINESS CENTER
20920-20950 NORMANDIE AVE, TORRANCE, CA 90502

**INDUSTRIAL OFFICE/
WAREHOUSE**



PROPERTY HIGHLIGHTS

Available Space **±1,205 - ±2,410 SF**

Asking Rate **\$1.75/SF MG + CAM**

- Professionally Managed Industrial Unit
- M2 Zoning
- Unincorporated LA County Location with a Torrance P.O.
- 16' Clearance Height
- One (1) Ground Level Door
- Immediate Access to the 405, 91, and 110 Freeways

Copyright © Lee & Associates. All rights reserved. No part of this work may be reproduced or distributed without written permission of the copyright owner. The information contained in this report was gathered by Lee & Associates from sources believed to be reliable. Lee & Associates, however, makes no representation concerning the accuracy or completeness of such information and expressly disclaims any responsibility for any inaccuracy contained herein.

Contact Us Today!

Bret Osterberg

Principal | DRE LIC 01364530

bosterberg@leelalb.com

310.965.1748

Dustin Byington

Associate | DRE LIC 01838103

dbyington@leelalb.com

310.965.1747

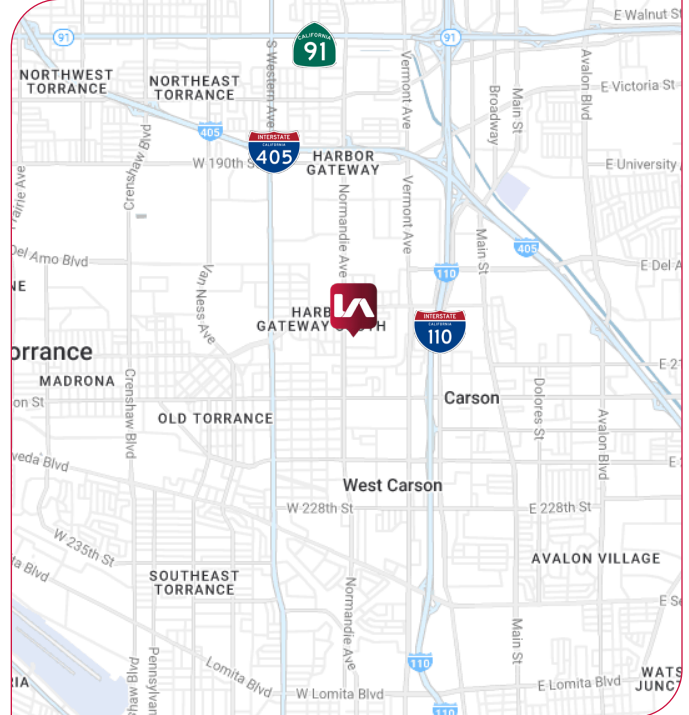
Lee & Associates Los Angeles - Long Beach Inc.
DRE License 01069854
21250 Hawthorne Blvd, Suite 700, Torrance, CA 90503

NORMANDIE BUSINESS CENTER

20920-20950 NORMANDIE AVE, TORRANCE, CA 90502

INDUSTRIAL OFFICE/ WAREHOUSE

UNIT	SIZE	DESCRIPTION
A	±1,211 SF	<ul style="list-style-type: none"> ±130 SF Office \$1.75/SF MG + CAM One (1) Ground Level Door
E	±1,205 SF	<ul style="list-style-type: none"> ±165 SF Office \$1.75/SF MG + CAM One (1) Ground Level Door
L	±1,205 SF	<ul style="list-style-type: none"> ±165 SF Office \$1.75/SF MG + CAM One (1) Ground Level Door
M	±1,205 SF	<ul style="list-style-type: none"> ±165 SF Office \$1.75/SF MG + CAM One (1) Ground Level Door
L + M	±2,410 SF	<ul style="list-style-type: none"> ±330 SF Office \$1.75/SF MG + CAM Two (2) Ground Level Doors
P	±1,206 SF	<ul style="list-style-type: none"> ±166 SF Office \$1.75/SF MG + CAM One (1) Ground Level Door



SITE PLAN



This plan and its measurements are approximate and not up to scale. It is the responsibility of the buyer/lessor to verify the property's measurements independently.

Bret Osterberg
Principal | DRE LIC 01364530
bosterberg@leelalb.com
310.965.1748

Dustin Byington
Associate | DRE LIC 01838103
dbyington@leelalb.com
310.965.1747

Lee & Associates Los Angeles - Long Beach Inc.
DRE License 01069854
21250 Hawthorne Blvd, Suite 700, Torrance, CA 90503

NORMANDIE BUSINESS CENTER

20920-20950 NORMANDIE AVE, TORRANCE, CA 90502

**INDUSTRIAL OFFICE/
WAREHOUSE**



Bret Osterberg
Principal | DRE LIC 01364530
bosterberg@leelalb.com
310.965.1748

Dustin Byington
Associate | DRE LIC 01838103
dbyington@leelalb.com
310.965.1747

Lee & Associates Los Angeles - Long Beach Inc.
DRE License 01069854
21250 Hawthorne Blvd, Suite 700, Torrance, CA 90503

NORMANDIE BUSINESS CENTER

20920-20950 NORMANDIE AVE, TORRANCE, CA 90502

**INDUSTRIAL OFFICE/
WAREHOUSE**



Bret Osterberg
Principal | DRE LIC 01364530
bosterberg@leelalb.com
310.965.1748

Dustin Byington
Associate | DRE LIC 01838103
dbyington@leelalb.com
310.965.1747

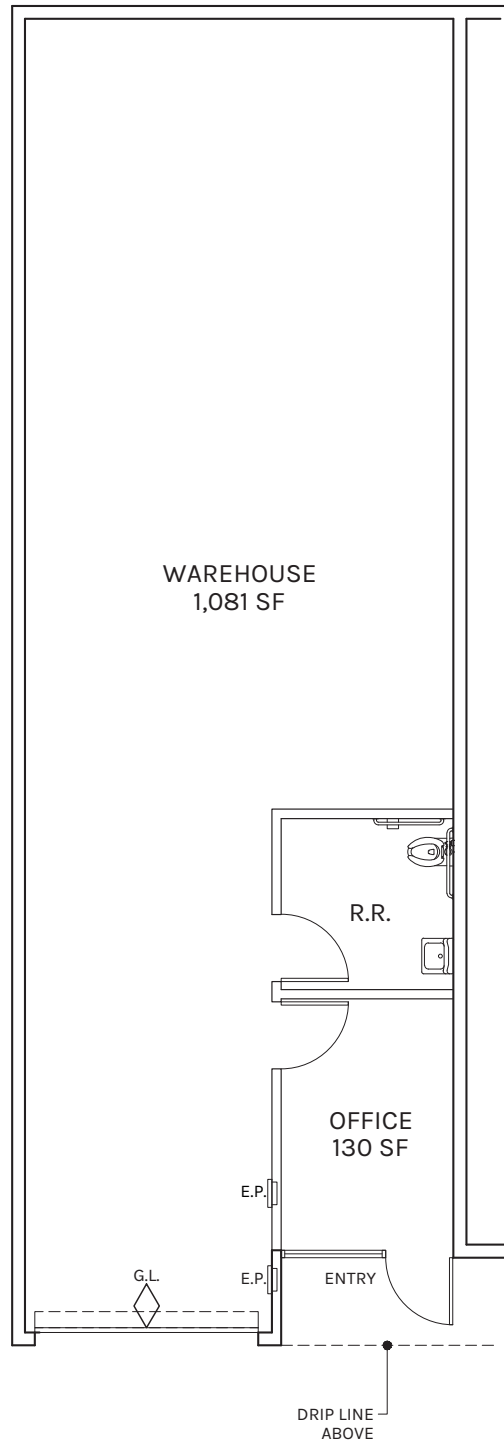
Lee & Associates Los Angeles - Long Beach Inc.
DRE License 01069854
21250 Hawthorne Blvd, Suite 700, Torrance, CA 90503

NORMANDIE BUSINESS CENTER

20920-20950 NORMANDIE AVE, TORRANCE, CA 90502

**INDUSTRIAL OFFICE/
WAREHOUSE**

FLOOR PLAN



UNIT A

This plan and its measurements are approximate and not up to scale. It is the responsibility of the buyer/lessor to verify the property's measurements independently.

Bret Osterberg
Principal | DRE LIC 01364530
bosterberg@leelalb.com
310.965.1748

Dustin Byington
Associate | DRE LIC 01838103
dbyington@leelalb.com
310.965.1747

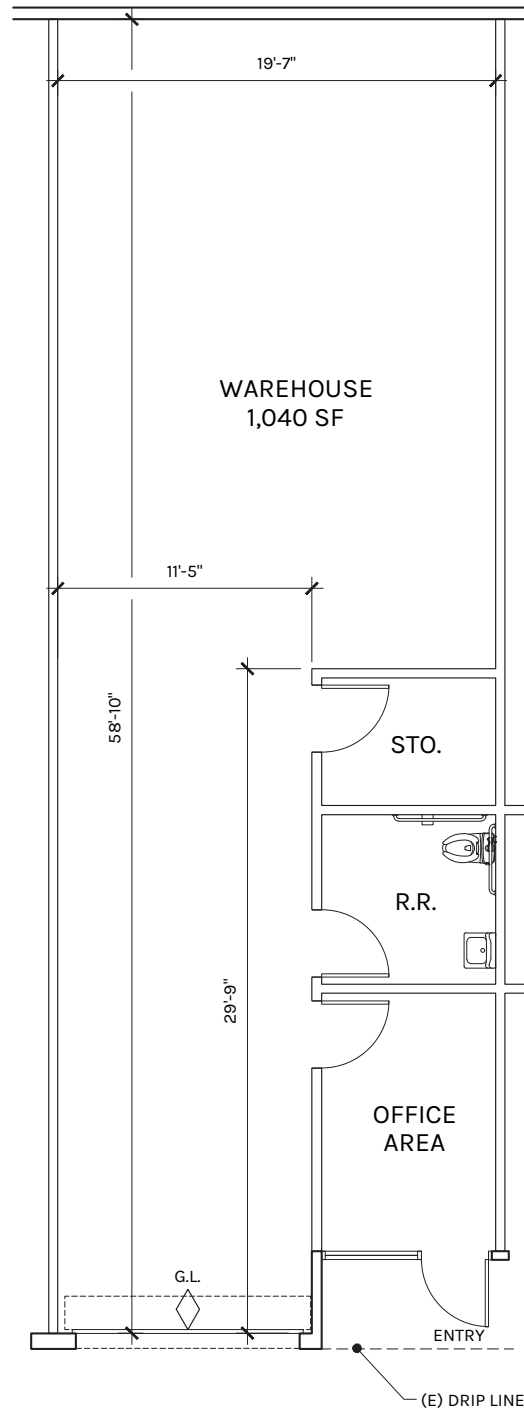
Lee & Associates Los Angeles - Long Beach Inc.
DRE License 01069854
21250 Hawthorne Blvd, Suite 700, Torrance, CA 90503

NORMANDIE BUSINESS CENTER

20920-20950 NORMANDIE AVE, TORRANCE, CA 90502

**INDUSTRIAL OFFICE/
WAREHOUSE**

FLOOR PLAN



UNIT E

This plan and its measurements are approximate and not up to scale. It is the responsibility of the buyer/lessor to verify the property's measurements independently.

Bret Osterberg
Principal | DRE LIC 01364530
bosterberg@leelalb.com
310.965.1748

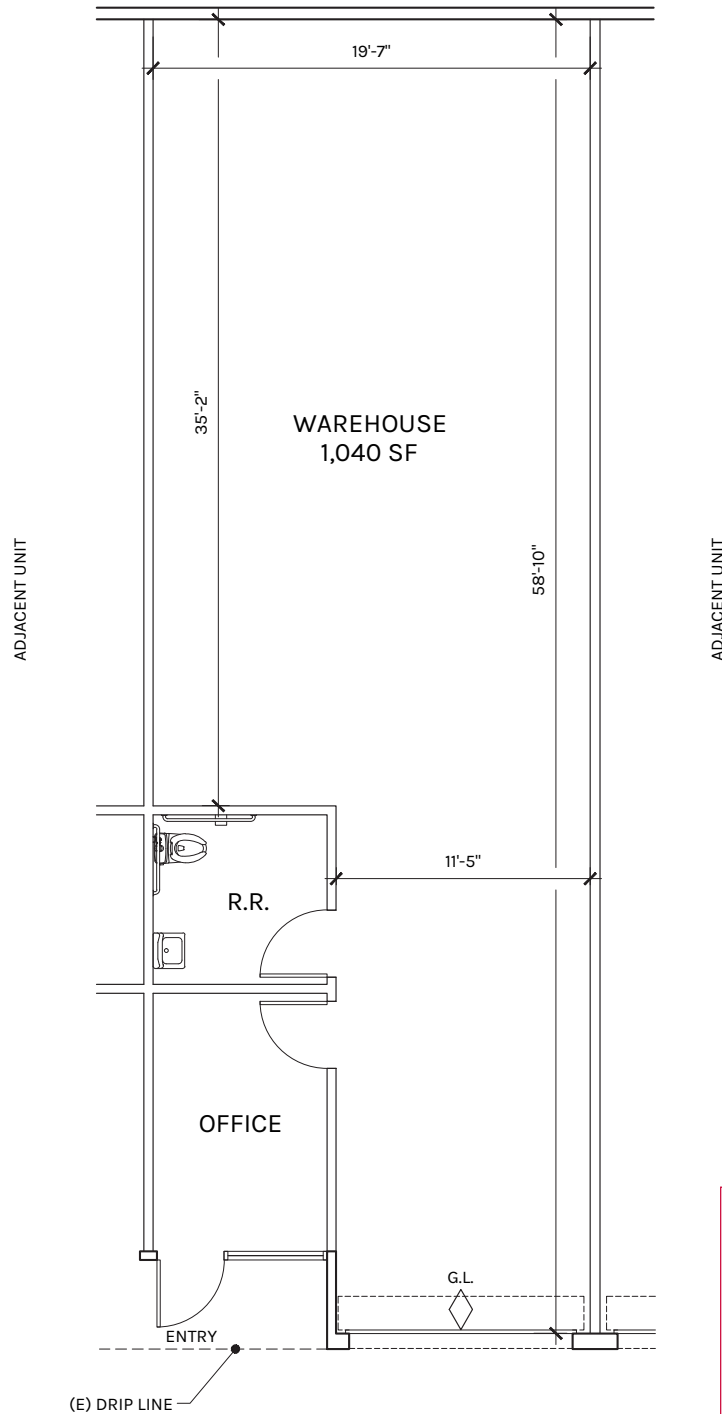
Dustin Byington
Associate | DRE LIC 01838103
dbyington@leelalb.com
310.965.1747

Lee & Associates Los Angeles - Long Beach Inc.
DRE License 01069854
21250 Hawthorne Blvd, Suite 700, Torrance, CA 90503

NORMANDIE BUSINESS CENTER
20920-20950 NORMANDIE AVE, TORRANCE, CA 90502

**INDUSTRIAL OFFICE/
WAREHOUSE**

FLOOR PLAN



UNIT L

This plan and its measurements are approximate and not up to scale. It is the responsibility of the buyer/lessor to verify the property's measurements independently.

Bret Osterberg
Principal | DRE LIC 01364530
bosterberg@leelalb.com
310.965.1748

Dustin Byington
Associate | DRE LIC 01838103
dbyington@leelalb.com
310.965.1747

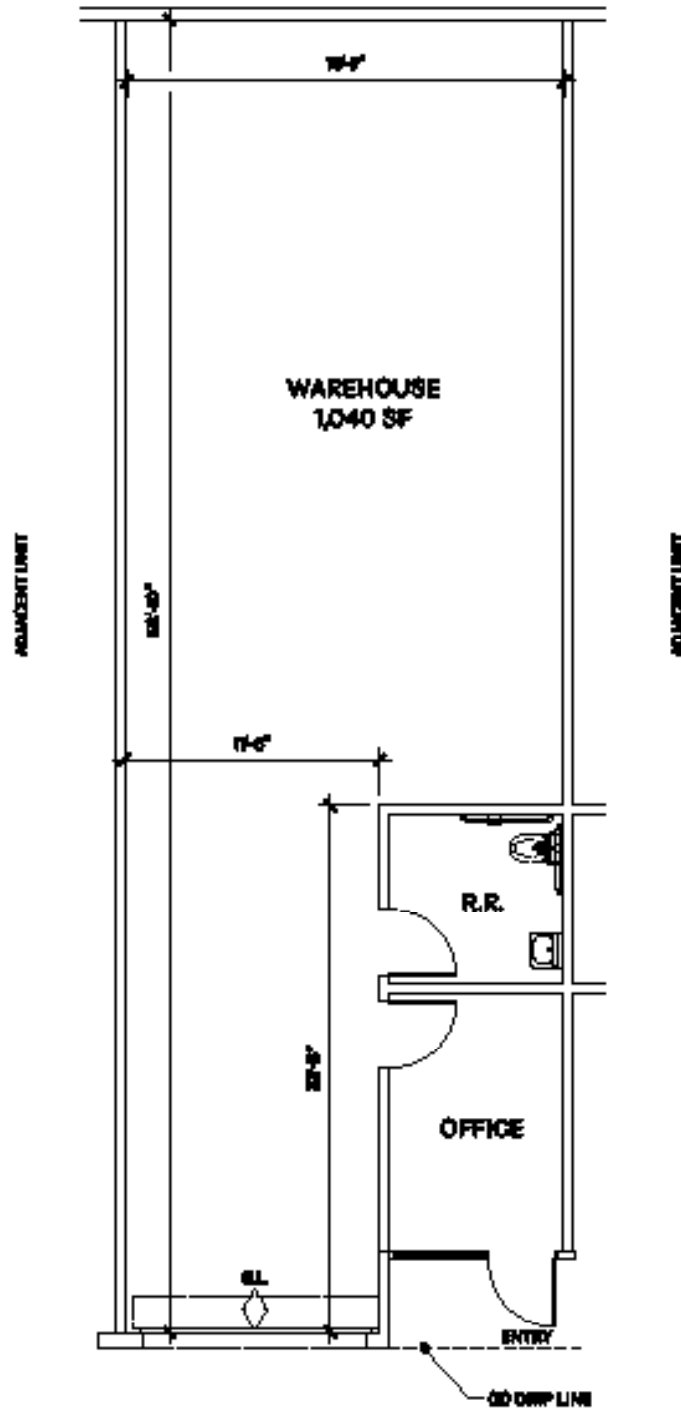
Lee & Associates Los Angeles - Long Beach Inc.
DRE License 01069854
21250 Hawthorne Blvd, Suite 700, Torrance, CA 90503

NORMANDIE BUSINESS CENTER

20920-20950 NORMANDIE AVE, TORRANCE, CA 90502

**INDUSTRIAL OFFICE/
WAREHOUSE**

FLOOR PLAN



UNIT M

This plan and its measurements are approximate and not up to scale. It is the responsibility of the buyer/lessor to verify the property's measurements independently.

Bret Osterberg
Principal | DRE LIC 01364530
bosterberg@leelalb.com
310.965.1748

Dustin Byington
Associate | DRE LIC 01838103
dbyington@leelalb.com
310.965.1747

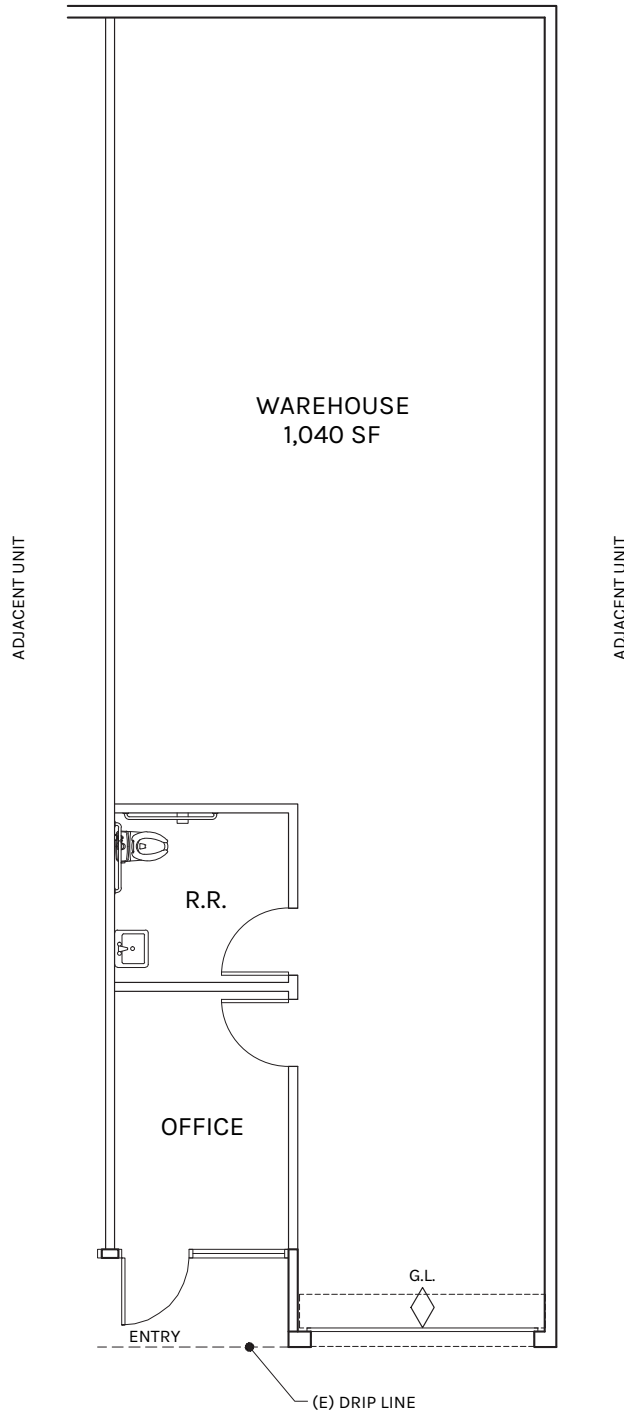
Lee & Associates Los Angeles - Long Beach Inc.
DRE License 01069854
21250 Hawthorne Blvd, Suite 700, Torrance, CA 90503

NORMANDIE BUSINESS CENTER

20920-20950 NORMANDIE AVE, TORRANCE, CA 90502

**INDUSTRIAL OFFICE/
WAREHOUSE**

FLOOR PLAN



UNIT P

This plan and its measurements are approximate and not up to scale. It is the responsibility of the buyer/lessor to verify the property's measurements independently.

Bret Osterberg
Principal | DRE LIC 01364530
bosterberg@leelalb.com
310.965.1748

Dustin Byington
Associate | DRE LIC 01838103
dbyington@leelalb.com
310.965.1747

Lee & Associates Los Angeles - Long Beach Inc.
DRE License 01069854
21250 Hawthorne Blvd, Suite 700, Torrance, CA 90503