

2300 S. SCHAEFER HWY.
DETROIT, MICHIGAN

INVESTMENT SALE - RETAIL
6,600 Square Feet Total



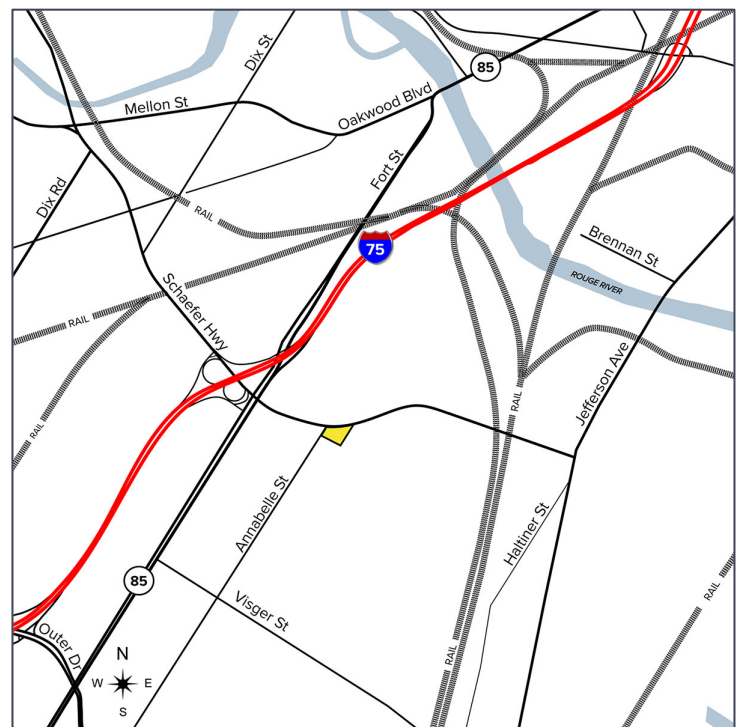
**SIGNATURE
ASSOCIATES**
KNOW SIGNATURE | KNOW RESULTS

THE SHOPS AT SCHAEFER PARK



PROPERTY FEATURES

- 6,600 square foot retail center
- Full occupancy at 12.5% cap rate
- Easy access to I-75 expressway
- 32 parking spaces
- Retail strip center
- Sale Price: \$575,000 (\$87.12/sq. ft.)

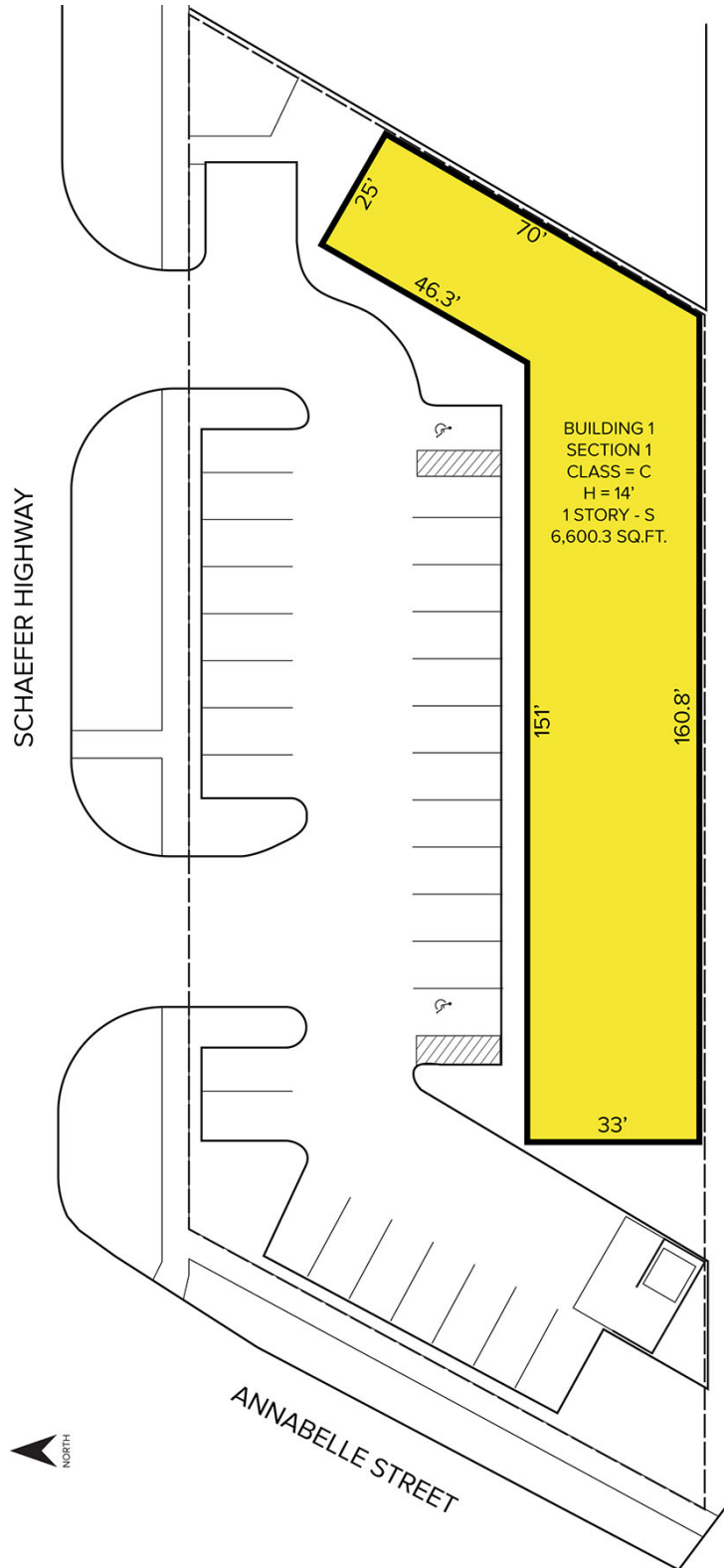


For more information, please contact:

JOE STACK
(248) 359 0615
jstack@signatureassociates.com

SIGNATURE ASSOCIATES
One Towne Square, Suite 1200
Southfield, MI 48076
www.signatureassociates.com

Site Plan



For more information, please contact:

JOE STACK
(248) 359 0615
jstack@signatureassociates.com

SIGNATURE ASSOCIATES
One Towne Square, Suite 1200
Southfield, MI 48076
www.signatureassociates.com

2300 S. Schaefer Hwy. – Detroit, Michigan

Investment Sale - Retail

6,600
Square Feet
AVAILABLE

DEMOGRAPHICS		
	POPULATION	MED. HH INCOME
1 MILE	10,117	\$46,409
3 MILE	82,247	\$53,913
5 MILE	246,706	\$59,796

TRAFFIC COUNTS (TWO-WAY)	
23,200	Schaefer Hwy. E of I-75
22,663	Schaefer Hwy. W of I-75
96,486	I-75 N of Schaefer Hwy.
100,188	I-75 S of Schaefer Hwy.



For more information, please contact:

JOE STACK
(248) 359 0615
jstack@signatureassociates.com

SIGNATURE ASSOCIATES
One Towne Square, Suite 1200
Southfield, MI 48076
www.signatureassociates.com

2300 S. Schaefer Hwy. – Detroit, Michigan

Investment Sale - Retail

6,600
Square Feet
AVAILABLE

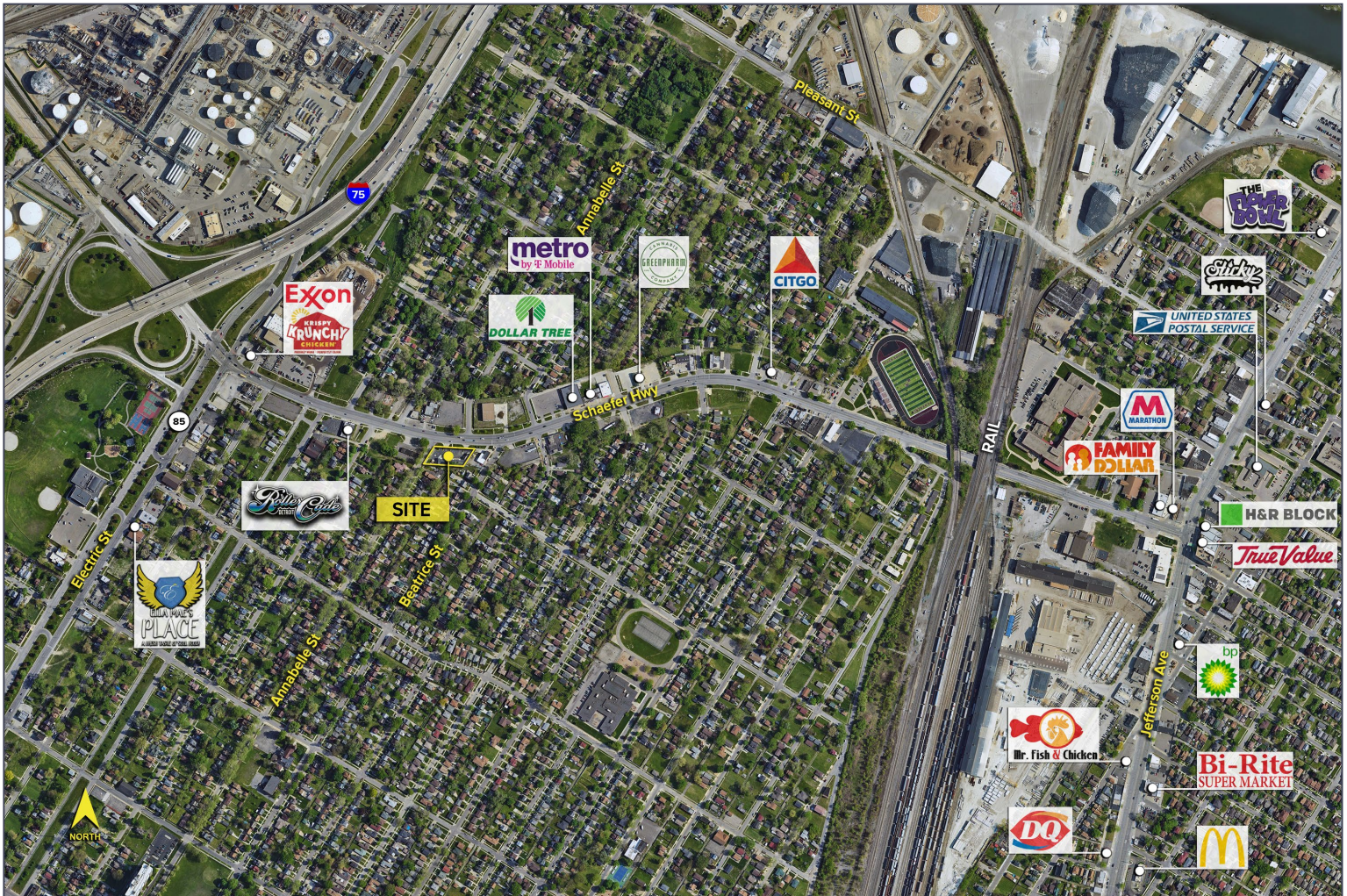


DEMOGRAPHICS

	POPULATION	MED. HH INCOME
1 MILE	10,117	\$46,409
3 MILE	82,247	\$53,913
5 MILE	246,706	\$59,796

TRAFFIC COUNTS (TWO-WAY)

23,200	Schaefer Hwy. E of I-75
22,663	Schaefer Hwy. W of I-75
96,486	I-75 N of Schaefer Hwy.
100,188	I-75 S of Schaefer Hwy.



For more information, please contact:

JOE STACK
(248) 359 0615
jstack@signatureassociates.com

SIGNATURE ASSOCIATES
One Towne Square, Suite 1200
Southfield, MI 48076
www.signatureassociates.com