



2
0
1
W
O
O
D
A
V
E



201 Wood Ave, Middlesex, NJ 08846

Undisclosed

201-205 Wood Ave

Industrial | 4 spaces available | 3,000 sq. ft. - 4,000 sq. ft.



Allyson Flanigan
NJ
201.887.5188



Rick Rizzuto
0786071
212.929.4250

Listing Added: 04/11/2024

Listing Updated: 04/25/2024



Building Details

Property Type	Industrial	Subtype	Flex, Warehouse
Tenancy	Multiple	Total Building SQFT	15,000
Vacant SQFT	15,000	Class	B
Year Built	1971	Year Renovated	2024
Ceiling Height	14	Dock High Doors	3
Total Parking Spaces	TBD	Drive Ins	1
Zoning	Industrial		

Building Description

FOR LEASE

201-205 Wood Ave, Middlesex, NJ

*Up to 15,000 SF of clean, open space

*Flex building

*Low fixed monthly rent

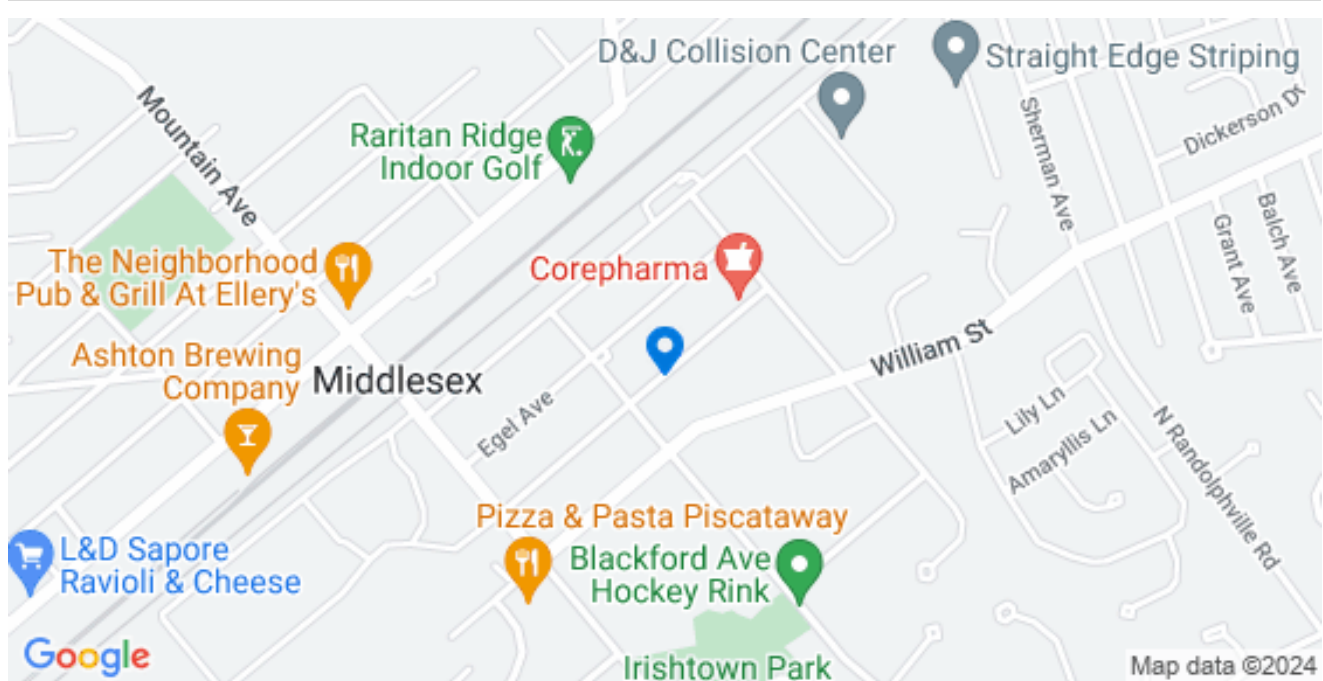
(2) 3000 sq. ft units \$5695/mo flat for the first 12 months

(2) 4000 sq. ft units \$6995/mo flat for the first 12 months

Building Highlights

- 14' ceilings
- Easy Access to Major Highways
- 30 Minutes to Newark Airport
- 50 Minutes to Nyc
- Parking on-site
- Drive-in/loading/unloading Doors

Building Location (1 Location)



2 Details

Listing Type	Direct	Space Subtype	Flex,Warehouse
RSF Range	3000 - 4000 SF	Rate (Per SF)	undisclosed
Days on Market	0 days		

1 Details

Listing Type	Direct	Space Subtype	Flex,Warehouse
RSF Range	3000 - 4000 SF	USF	4,000 SF
Parking	20	Rate (Per SF)	undisclosed
Lease Type	Gross	Lease term	Negotiable
Days on Market	1 day		

3 Details

Listing Type	Direct	Space Subtype	Flex,Warehouse
RSF Range	3000 - 4000 SF	Rate (Per SF)	undisclosed
Days on Market	0 days		

4 Details

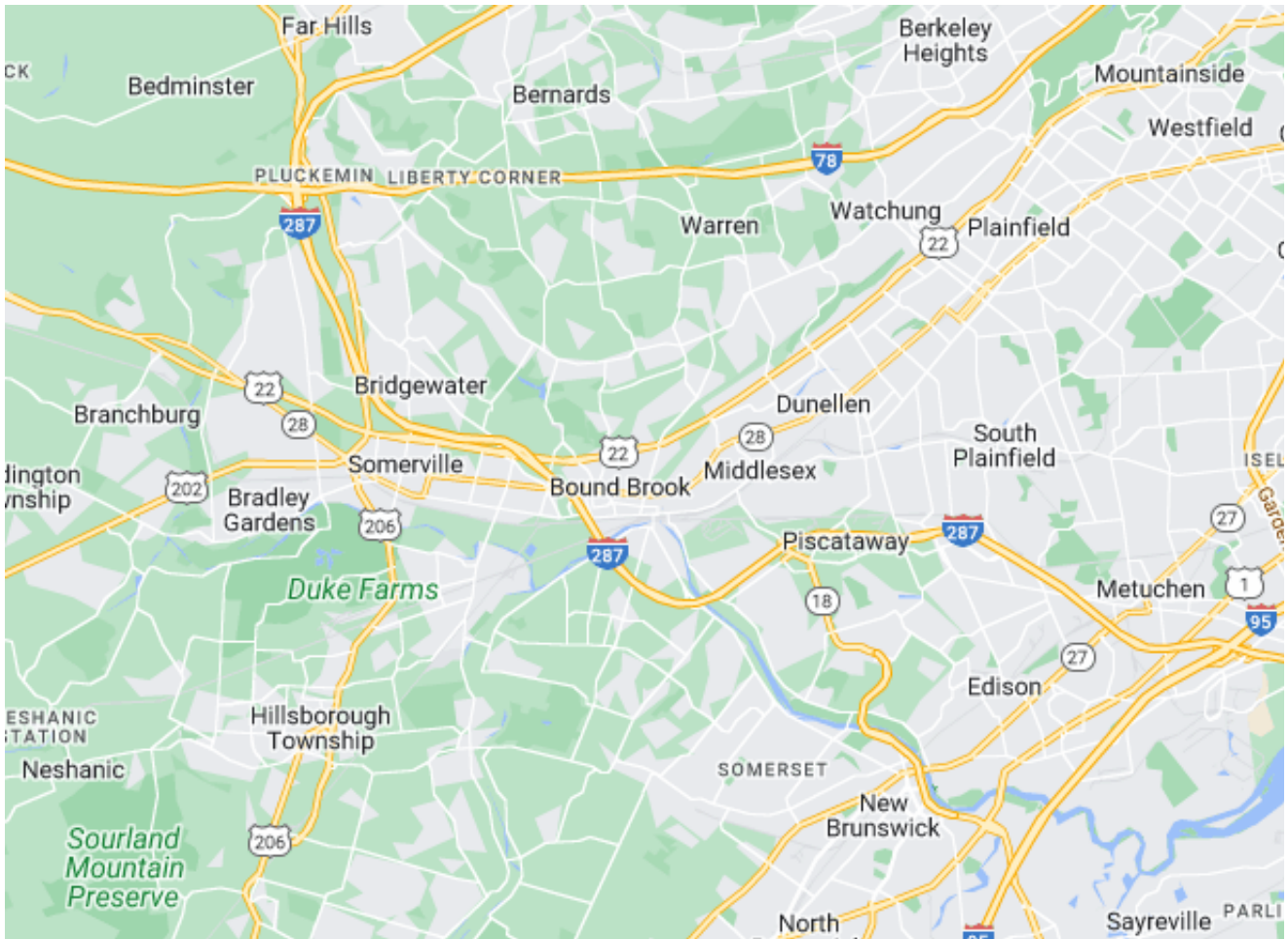
Listing Type	Direct	Space Subtype	Flex Warehouse
--------------	--------	---------------	----------------

Listing type	Direct	Space subtype	Flex,warehouse
RSF Range	3000 - 4000 SF	Rate (Per SF)	undisclosed
Days on Market	0 days		

Property Photos (1 photos)



Demographic Insights



Population

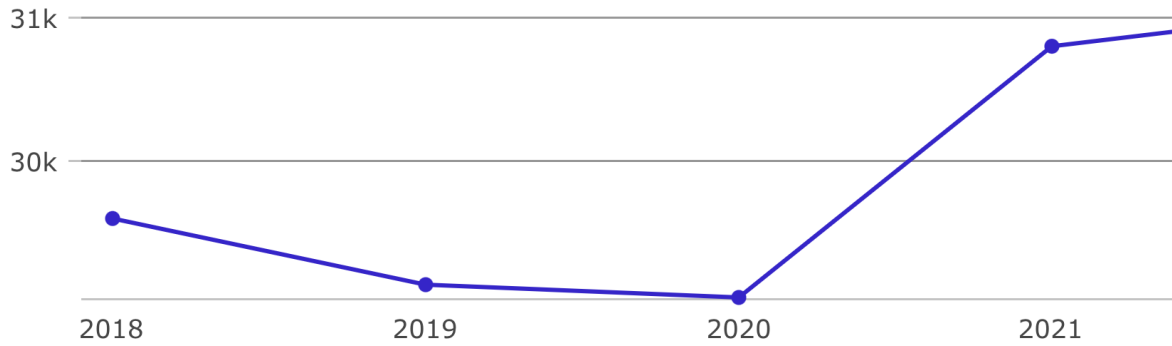
31k

0%

Compared to 30.8k in 2021

↑ 4%

Compared to 29.6k in 2018



Household Income

\$123k

Median Income

\$107k

2028 Estimate

↓ -13%

Growth Rate

Over \$150k

Age Demographics

42

Median Age

40

2028 Estimate

↓ -3%

Growth Rate

45-65

Number of Employees

25.3k

Top Employment Categories



Housing Occupancy Ratio

29:1

27:1 predicted by 2028



Renter to Homeowner Ratio

1:3

1:2 predicted by 2028

