

ASKING RATE: \$1.55 PSF/MO/IND GRS CAM INCLUDED
NO BASE YEAR



MULTI-TENANT INDUSTRIAL BUILDING

1 W. DEER VALLEY RD. BLDG. 1&3, PHOENIX, AZ 85027 | **DIRECT VACANCY**

LEASE

Bob Deininger
D 480.522.2772
M 480.229.1976
bdeininger@cpiaz.com

 **COMMERCIAL PROPERTIES INC.**
Locally Owned. Globally Connected. CORFAC

TEMPE: 2323 W. University Drive, Tempe, AZ 85281 | 480.966.2301
SCOTTSDALE: 8777 N. Gainey Center Dr., Suite 245, Scottsdale, AZ 85258 | www.cpiaz.com

The information contained herein has been obtained from various sources. We have no reason to doubt its accuracy; however, J & J Commercial Properties, Inc. has not verified such information and makes no guarantee, warranty or representation about such information. The prospective buyer or lessee should independently verify all dimensions, specifications, floor plans, and all information prior to the lease or purchase of the property. All offerings are subject to prior sale, lease, or withdrawal from the market without prior notice.

04 03 25

PROPERTY SUMMARY

Property Description Multi-Tenant Industrial Space For Lease

Location 1 W. Deer Valley, BLDG 1&3, Phoenix, AZ 85027

Suites Available BUILDING 1: #122 - ±1,735 SF AVAILABLE 5/2025
BUILDING 3: #111 - ±1,735 SF
#113 - +700 SF

Building (SF) ± 26,515 SF

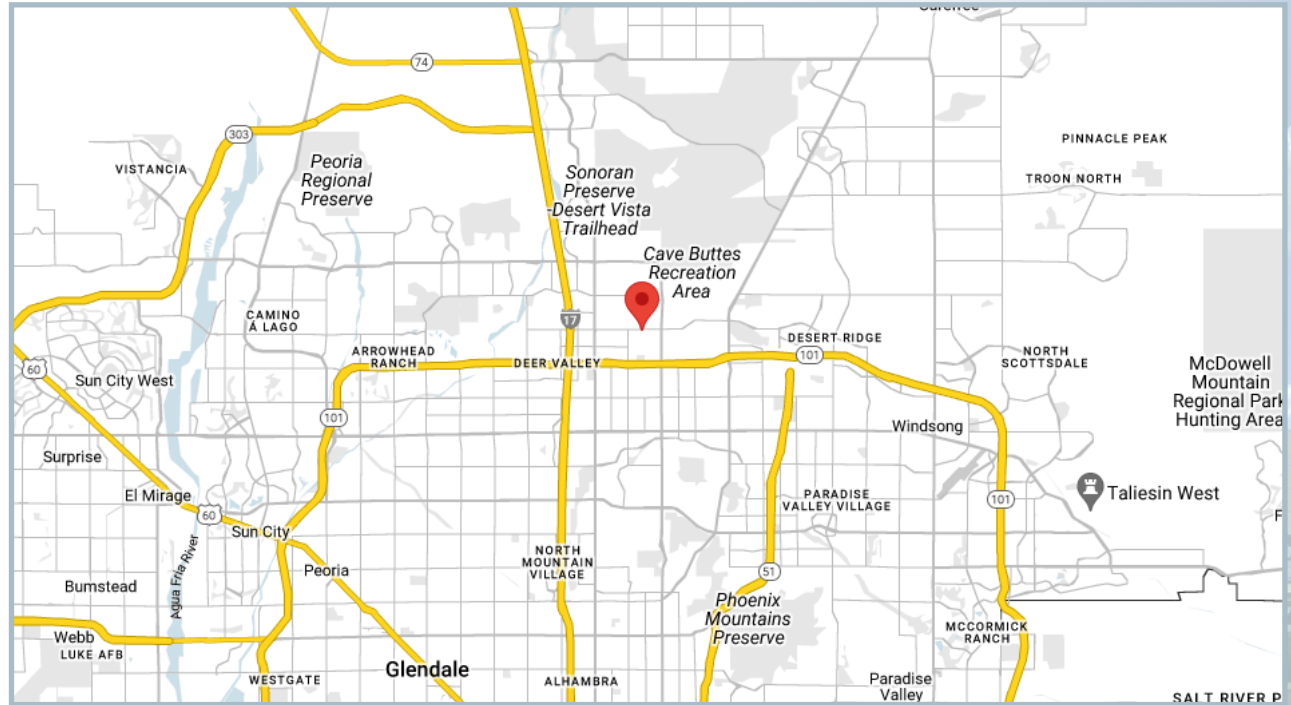
Lease Rate \$1.55 PSF/MO/IND GRS
CAM INCLUDED-NO BASE YEAR

Parcel 209-10-811

Zoning A-1

Year Built 1987

Project Near SWC Central Ave & Deer Valley Rd



INDUSTRIAL BUILDING FOR LEASE NEAR DEER VALLEY AIRPORT


FLOOR PLAN / BUILDING FEATURES INCLUDE:

- RECEPTION
- OFFICE(S)
- RESTROOM
- LIGHTING: STRIP
- 1 GL DOOR (10X10)
- WAREHOUSE EVAP
- 13'-14' CLEAR HEIGHT

MULTI-TENANT INDUSTRIAL BUILDING

1 W. DEER VALLEY RD. BLDG. 1&3, PHOENIX, AZ 85027 | DIRECT VACANCY

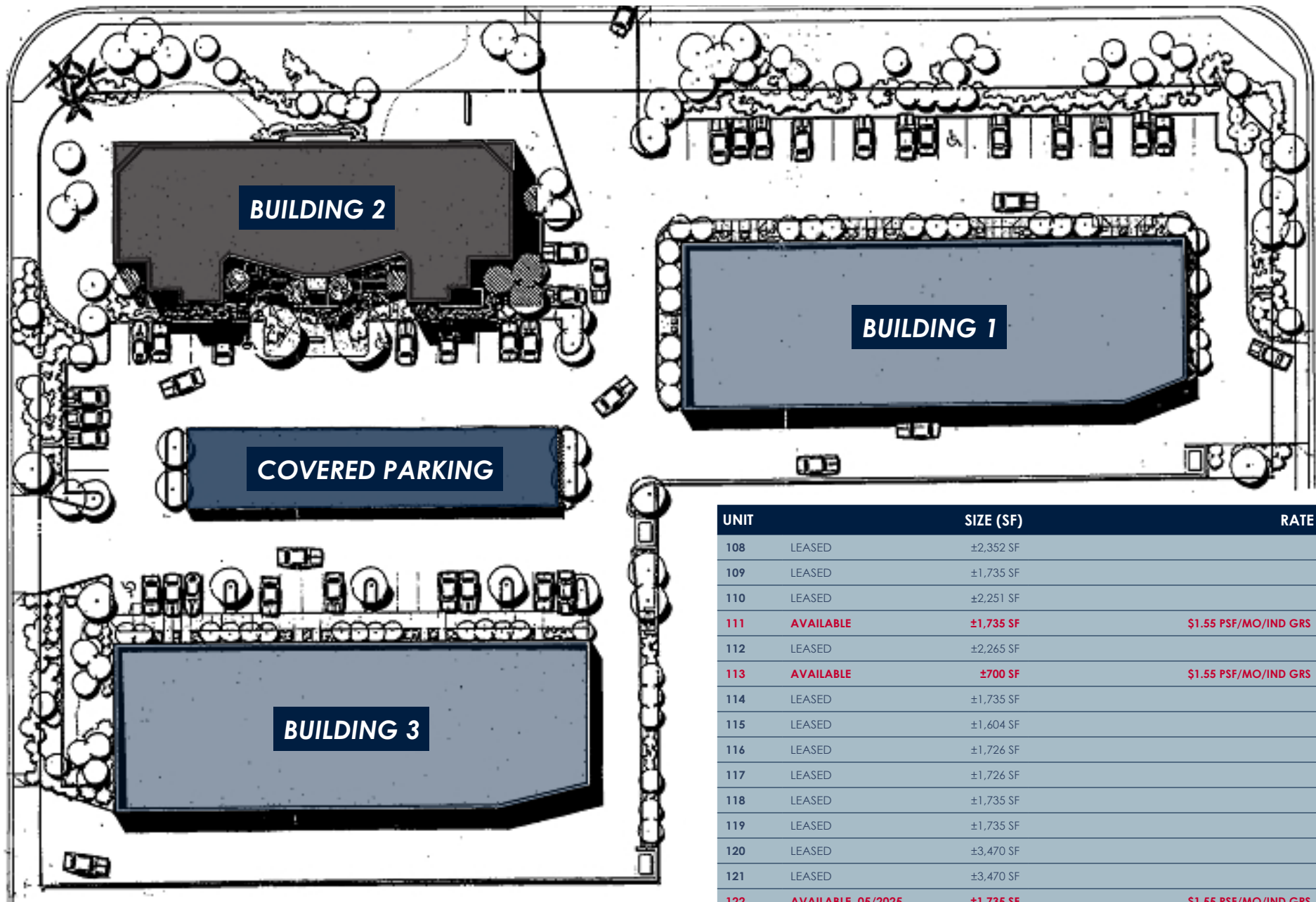
LEASE



MULTI-TENANT INDUSTRIAL BUILDING

1 W. DEER VALLEY RD. BLDG. 1&3, PHOENIX, AZ 85027 | DIRECT VACANCY

LEASE



UNIT		SIZE (SF)	RATE
108	LEASED	±2,352 SF	
109	LEASED	±1,735 SF	
110	LEASED	±2,251 SF	
111	AVAILABLE	±1,735 SF	\$1.55 PSF/MO/IND GRS
112	LEASED	±2,265 SF	
113	AVAILABLE	±700 SF	\$1.55 PSF/MO/IND GRS
114	LEASED	±1,735 SF	
115	LEASED	±1,604 SF	
116	LEASED	±1,726 SF	
117	LEASED	±1,726 SF	
118	LEASED	±1,735 SF	
119	LEASED	±1,735 SF	
120	LEASED	±3,470 SF	
121	LEASED	±3,470 SF	
122	AVAILABLE 05/2025	±1,735 SF	\$1.55 PSF/MO/IND GRS



AVAILABLE SUITES

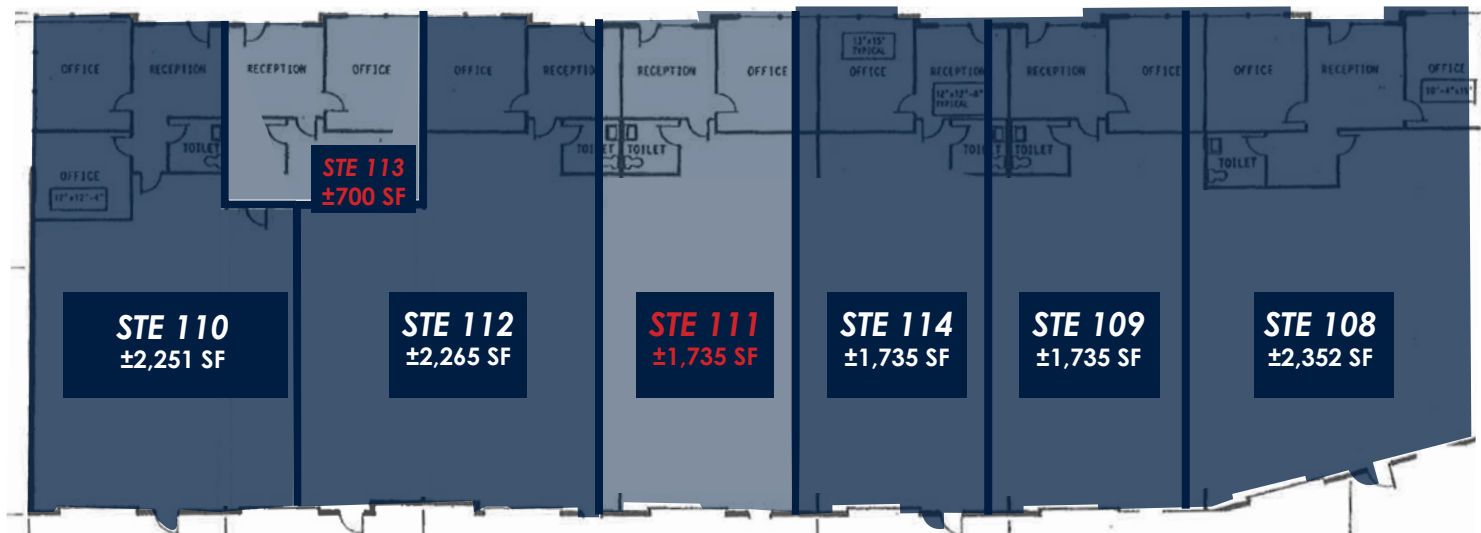


LEASED SUITES

BUILDING 1



BUILDING 3





MULTI-TENANT INDUSTRIAL BUILDING

1 W. DEER VALLEY RD. BLDG. 1&3, PHOENIX, AZ 85027 | DIRECT VACANCY

LEASE

DEMOGRAPHIC SUMMARY

1 West Deer Valley Road, Phoenix, Arizona, 85027

Ring of 5 miles

KEY FACTS

241,556

Population



96,796

Households

36.8

Median Age

\$60,438

Median Disposable Income

EDUCATION

9%

No High School Diploma



22%

High School Graduate



33%

Some College



35%

Bachelor's/Grad/Prof Degree

INCOME



\$74,737

Median Household Income



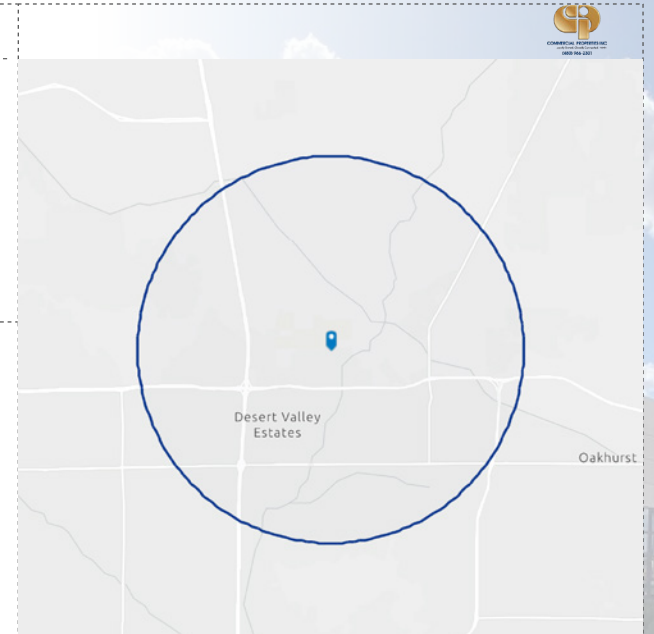
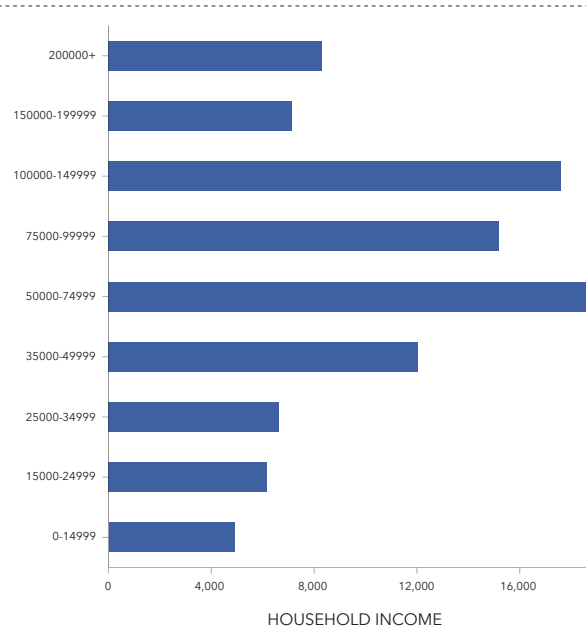
\$40,730

Per Capita Income



\$146,937

Median Net Worth



EMPLOYMENT



White Collar

70%



Blue Collar

17%



Services

16%

2.9%

Unemployment Rate

Bob Deininger

D 480.522.2772

M 480.229.1976

bdeininger@cpiaz.com



COMMERCIAL PROPERTIES INC.

Locally Owned. Globally Connected. CORFAC INTERNATIONAL

TEMPE: 2323 W. University Drive, Tempe, AZ 85281 | 480.966.2301
SCOTTSDALE: 8777 N. Gainey Center Dr., Suite 245, Scottsdale, AZ 85258 | www.cpiaz.com

The information contained herein has been obtained from various sources. We have no reason to doubt its accuracy; however, J & J Commercial Properties, Inc. has not verified such information and makes no guarantee, warranty or representation about such information. The prospective buyer or lessee should independently verify all dimensions, specifications, floor plans, and all information prior to the lease or purchase of the property. All offerings are subject to prior sale, lease, or withdrawal from the market without prior notice.

04 03 25

Phoenix Metropolitan Area

The Phoenix Metropolitan Area (PMA) is the business center of Arizona and a major tourist destination. Phoenix's ability to blend the influences of Old West, Native American, Mexican and Spanish cultures makes it a very dynamic and interesting city to live in or visit. It is the capital city of Arizona, as well the county seat for Maricopa County, adding a strong government and legislative presence to the city.

As the urban center for the entire city, Downtown Phoenix is the political, business and cultural focal point of Phoenix. More than one billion in new construction and renovation projects in the 1990's transformed Phoenix's downtown area into a vibrant core of business, sports, arts and entertainment.

These venues include over 5.6 million square feet of rentable office space, a wide variety of restaurants, Chase Field, U.S. Airways Arena, Phoenix Symphony Hall,

the Dodge Theatre and the Orpheum Theatre. The City of Phoenix recently won a major biotech contract with the International Genomics Consortium by forming the Translational Genomics Research Institute. The research center, a \$21 million complex, will boost the state's economy by creating spin-off companies that will commercialize technologies developed at the institution. Supporters of the project also claim the institution will create 15,000 jobs and create demand for at least one million square feet of downtown space during the next decade.

Phoenix has developed into a cosmopolitan urban area affording exceptional quality of life to its four million inhabitants. With the sun shining 86% of the year, the "Valley of the Sun" offers a casual existence where outdoor activities take place year round on large tracks of land and mountains within the city limits. Winter is the favored season with desert temperatures perfect for golf, hiking, biking, boating and other outdoor activities. Snow skiing is just a short drive away,



Phoenix is strategically located between California to the west, Nevada, Utah and Colorado to the north, New Mexico to the east, and Mexico to the south. The city is defined by the intersection of two of the nation's major interstate highways—Interstate 17 (north/south) and Interstate 10 (east/west).

The Loop 101 Freeway has been a catalyst for the commercial development of the perimeter areas of the PMA. It also supports easier ingress and egress from the residential communities developing on the perimeters of the PMA to the concentrated areas of commerce and office developments in the central core. In addition to the intersection of two interstate freeways in Phoenix, the major arterial roads running through the PMA are State Route 51 (Piestewa Parkway) going north-south, Loop 202 going east-west and Highway 60 leading into the East Valley cities.

This exceptional roadway network positions the PMA to handle the significantly above average growth in population and employment anticipated for the area. Phoenix is one of the few large cities with its international airport centrally located within the city, adding a convenience amenity rare for a city the size of Phoenix.

Phoenix owns and operates three airports. Phoenix Sky Harbor International Airport is the economic engine of the entire state of Arizona, contributing more than \$33 billion to Arizona's economy each year and employing more than 33,000 people. There are hundreds of nonstop and connecting flights from points around the globe each day. Conveniently located in the heart of Phoenix, Sky Harbor provides easy access to the luxurious resorts, spas, golf courses, and sunshine for which Arizona is famous.

In 2018, Sky Harbor Airport handled a total of 43,921,670 passengers and 430,968 landings and takeoffs and is one of the top 10 busiest airports in the world.

Phoenix Deer Valley Airport and Phoenix Goodyear Airport are general-aviation reliever airports for Phoenix Sky Harbor. Deer Valley is one of the busiest general aviation airports in the United States. Goodyear airport has a new terminal and one of the best general aviation runways in the country.

The city of Phoenix is proud to be one of five member governments in the Airport Authority that operates Phoenix-Mesa Gateway (formerly Williams Gateway). Located about 30 miles southeast of Phoenix Sky Harbor, Phoenix-Mesa Gateway Airport offers commercial flights around the United States.

