



# LAKEVIEW

## INDUSTRIAL PARK

2 BUILDINGS TOTALING  
**± 301,150 SF**

CLASS A INDUSTRIAL SPACE AVAILABLE FOR LEASE



### FOR MORE INFORMATION, PLEASE CONTACT:

**John C. Dunphy, CCIM, SIOR**


Executive Managing Director  
johnc.dunphy@jll.com  
+1 813 387 1312

**Peter Cecora, SIOR**

Senior Managing Director  
peter.cecora@jll.com  
+1 813 387 1297

**Harrison Pithers**

Associate  
harrison.pithers@jll.com  
+1 813 610 0239

 6700 Lakeview Center Drive, Tampa, FL 33619

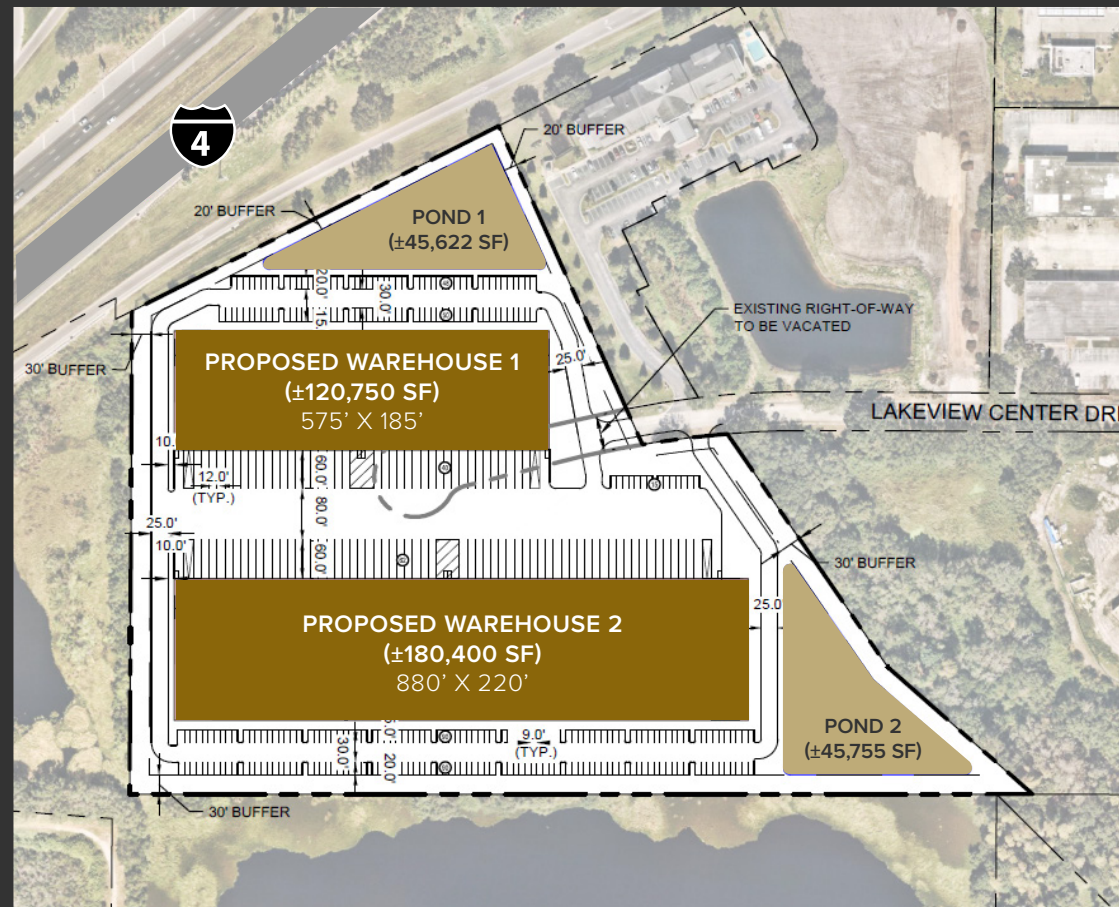
Jones Lang LaSalle Brokerage, Inc., a licensed real estate broker.



# PROPERTY OVERVIEW

The property's strategic location in East Tampa, at a full interchange with lighted access into Corporex (a deed-restricted business park), makes it an ideal distribution location for all points in the Tampa Bay area. It is conveniently located within 0.8 miles of I-4, 1.6 miles of U.S. Highway 301, and 3.7 miles of I-75. This proximity provides easy access and connectivity to major transportation routes, enhancing the property's suitability for efficient distribution to serve the surrounding market. Additionally, with a population of 3,990,256 within an hour's drive, the property has a substantial customer base in close proximity.

- Class A tilt-wall construction
- 301,150 total SF
- ESFR sprinkler system
- LED lighting



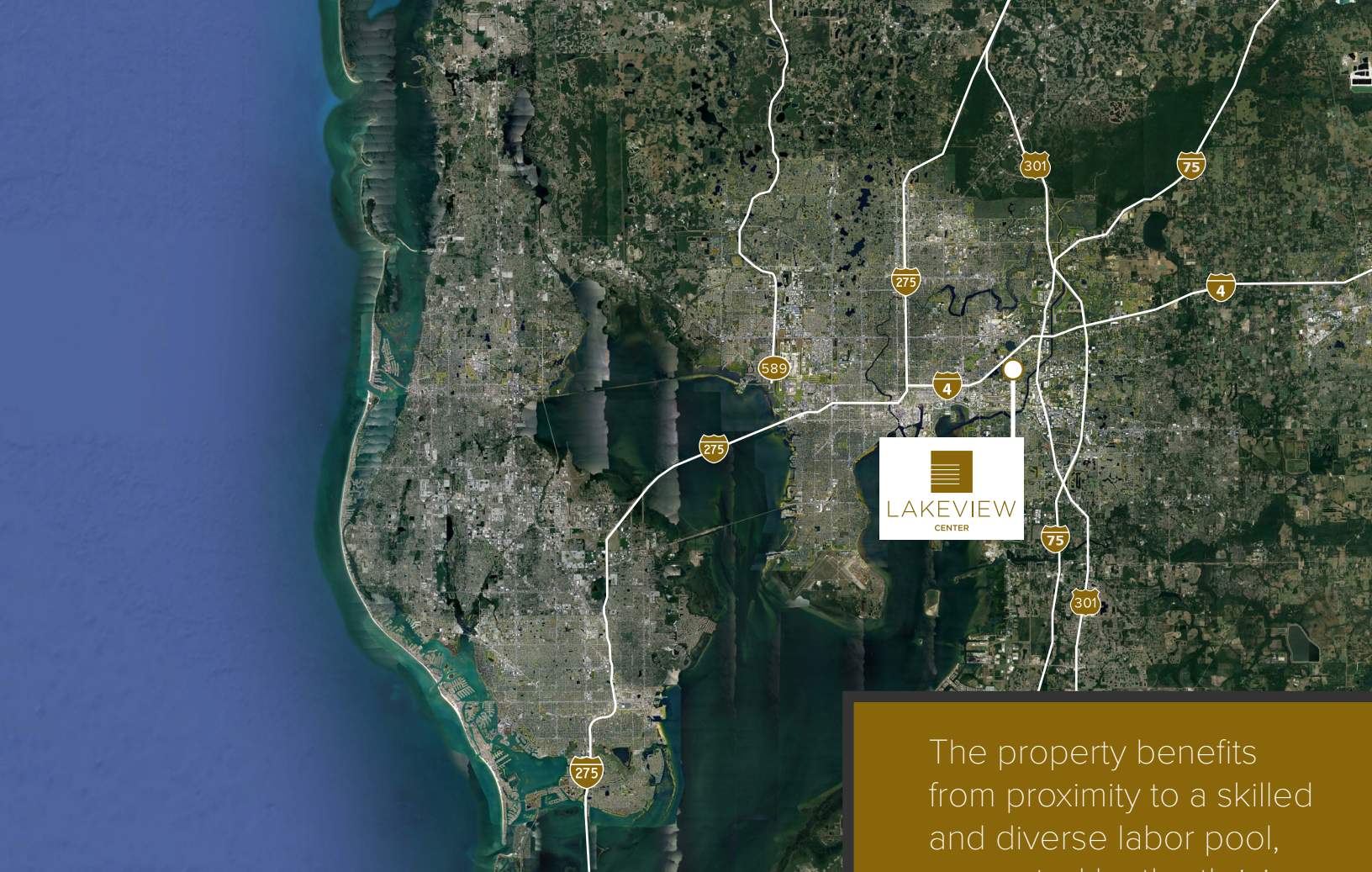
## BUILDING 1

Building Size	120,750 SF
Building Dimensions	575'w X 185'd
Clear Height	32'
Loading	Rear-load
Dock-High Doors	TBD
Drive-In Doors	TBD
Column Spacing	TBD
Power	480V, 3-phase
Truck Court Depth	200' (shared)
Car Parking	293 spaces (park total)
Delivery	Q2 2025

## BUILDING 2

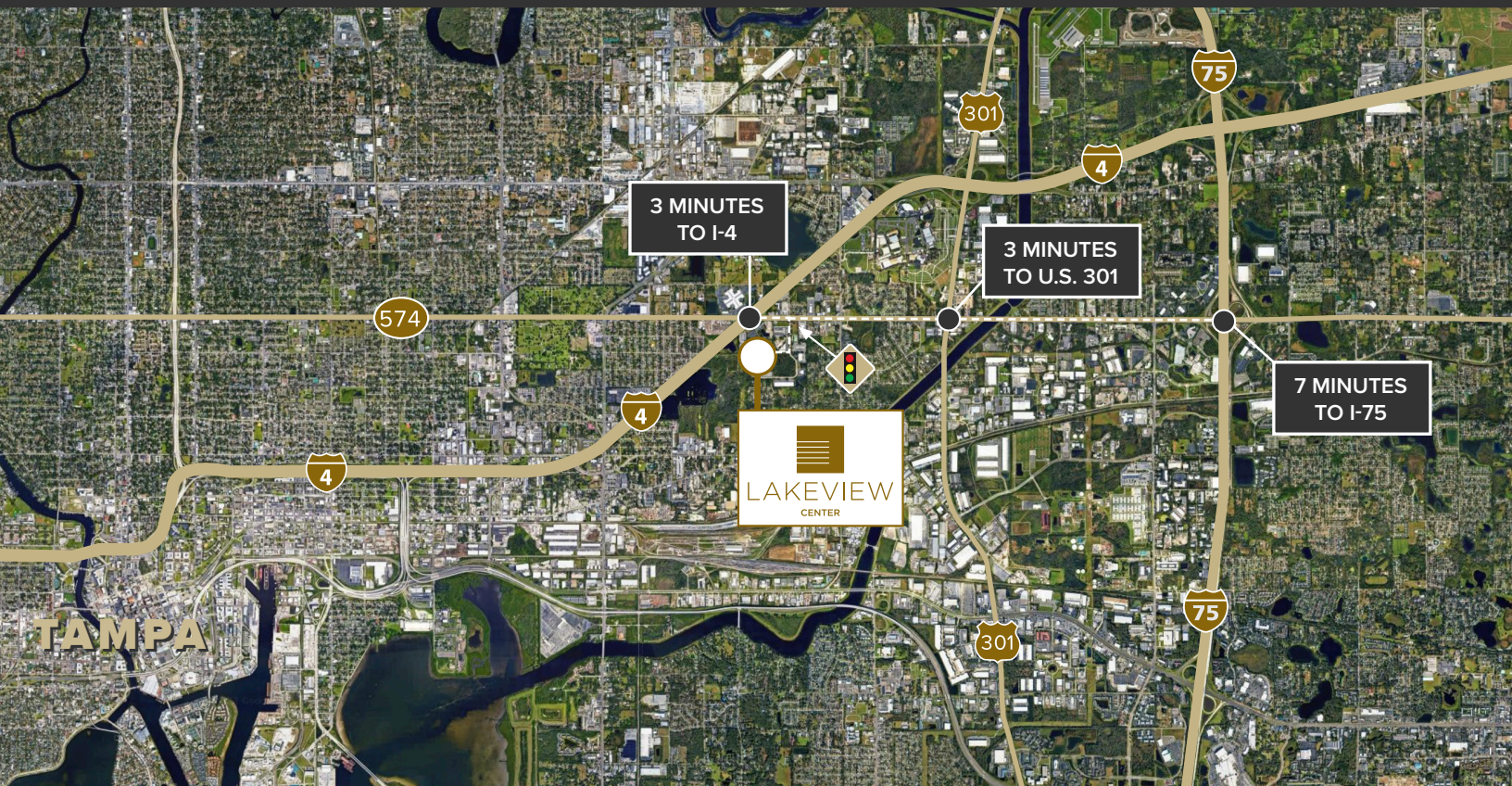
Building Size	180,400 SF
Building Dimensions	880'w X 220'd
Clear Height	32'
Loading	Rear-load
Dock-High Doors	TBD
Drive-In Doors	TBD
Column Spacing	TBD
Power	480V, 3-phase
Truck Court Depth	200' (shared)
Car Parking	293 spaces (park total)
Delivery	Q2 2025





  
LAKEVIEW  
CENTER

The property benefits from proximity to a skilled and diverse labor pool, supported by the thriving Tampa metro area with unparalleled access and visibility to I-4.



3 MINUTES  
TO I-4

3 MINUTES  
TO U.S. 301

7 MINUTES  
TO I-75

  
LAKEVIEW  
CENTER

TAMPA





# LAKEVIEW

## INDUSTRIAL PARK

2 BUILDINGS TOTALING  
**± 301,150 SF**

CLASS A INDUSTRIAL SPACE AVAILABLE FOR LEASE



### FOR MORE INFORMATION, PLEASE CONTACT:

**John C. Dunphy, CCIM, SIOR**  
Executive Managing Director  
johnc.dunphy@jll.com  
+1 813 387 1312

**Peter Cecora, SIOR**  
Senior Managing Director  
peter.cecora@jll.com  
+1 813 387 1297

**Harrison Pithers**  
Associate  
harrison.pithers@jll.com  
+1 813 610 0239

Although information has been obtained from sources deemed reliable, neither Owner nor JLL makes any guarantees, warranties or representations, express or implied, as to the completeness or accuracy as to the information contained herein. Any projections, opinions, assumptions or estimates used are for example only. There may be differences between projected and actual results, and those differences may be material. The Property may be withdrawn without notice. Neither Owner nor JLL accepts any liability for any loss or damage suffered by any party resulting from reliance on this information. If the recipient of this information has signed a confidentiality agreement regarding this matter, this information is subject to the terms of that agreement. ©2024. Jones Lang LaSalle IP, Inc. All rights reserved.

