

Office / Retail / Flex Space Available

FOR LEASE | FOR SALE!
Outstanding Location!



**Village of
Ashwaubenon
Wisconsin**

**31.44
Acres**

**218,323
Square Feet**

**B-3 Business
District**

The Arboretum
700 Pilgrim Way, Green Bay, Wisconsin



BAY PARK SQUARE
A SIMON MALL


Property Highlights

- **Vertical and Horizontal Mixed-Use:**
 - Retail
 - Office
 - Medical
 - Residential
 - Hotel, Hospitality and Events
 - Family Entertainment
- Outstanding location
- Live, Work, Play Environment
- Proximity to Simon Mall - Bay Park Square, Lambeau Field, Fox River Marina, Titletown District, Sports & Entertainment District, and more
- Pad Sites Available for Development

[Click Here for Property Website](#)

[Click Here for Property Brochure](#)

Office / Retail / Flex Space Available



Village of
Ashwaubenon
Wisconsin

31.44
Acres

218,323
Square Feet

B-3 Business
District

The Arboretum
700 Pilgrim Way, Green Bay, Wisconsin

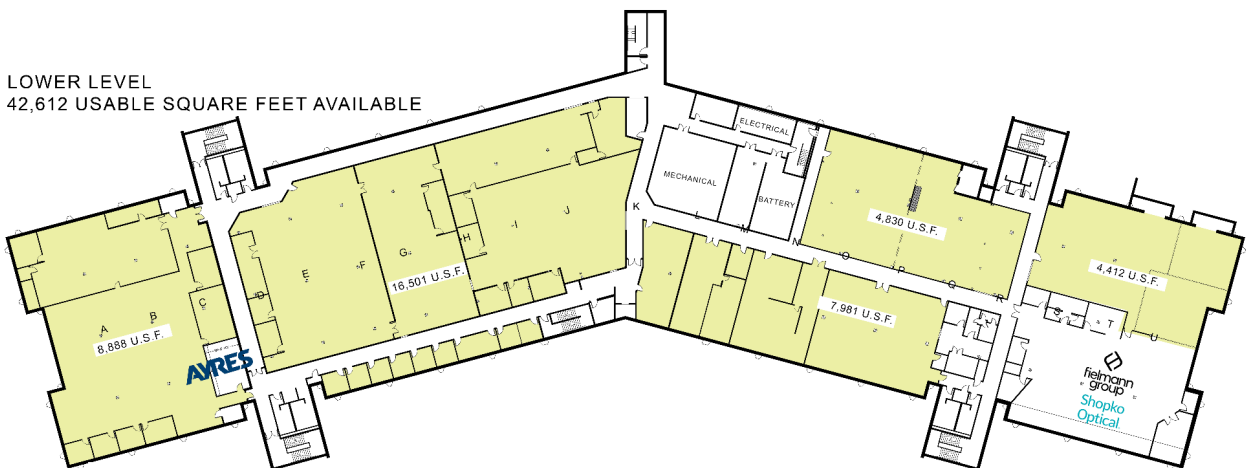
SECOND FLOOR
24,661 USABLE SQUARE FEET AVAILABLE



FIRST FLOOR
44,344 USABLE SQUARE FEET AVAILABLE



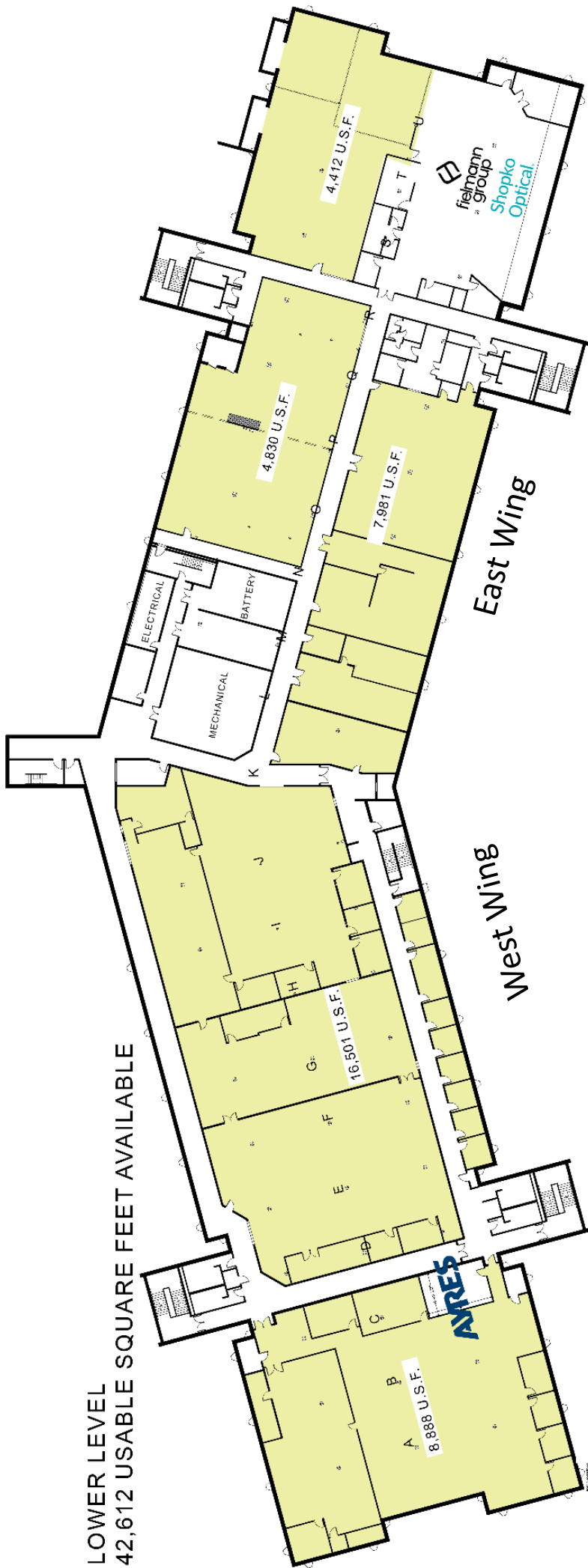
LOWER LEVEL
42,612 USABLE SQUARE FEET AVAILABLE



[Click Here for Property Website](#)

[Click Here for Property Brochure](#)

Office / Retail / Flex Space Available



LOWER LEVEL:
East Wing – Available
17,223 Usable Square Feet

West Wing - Available
25,389 Usable Square Feet

Lower Level	66,847 Square Feet
First Level	78,702 Square Feet
Second Level	72,774 Square Feet
Total	218,323 Square Feet

Lower Level Features:

- Large Conference Rooms
- Large Training Rooms
- Elevator Access
- Restrooms at each wing
- Private Offices
- Open Offices

[Click Here for Property Website](#)

[Click Here for Property Brochure](#)

Office / Retail / Flex Space Available



FIRST LEVEL:
East Wing – Available
27,825 Usable Square Feet

West Wing - Available
16,519 Usable Square Feet

Lower Level	66,847 Square Feet
First Level	78,702 Square Feet
Second Level	72,774 Square Feet

Total **218,323 Square Feet**

First Level Features:

- Access to loading dock
- Access to drive-in overhead door
- Commercial Kitchen
- Dining Hall
- Main Lobby
- Main Entrance
- Restrooms
- Skylights
- Private Offices
- Flex Space

[Click Here for Property Website](#)

[Click Here for Property Brochure](#)

Office / Retail / Flex Space Available

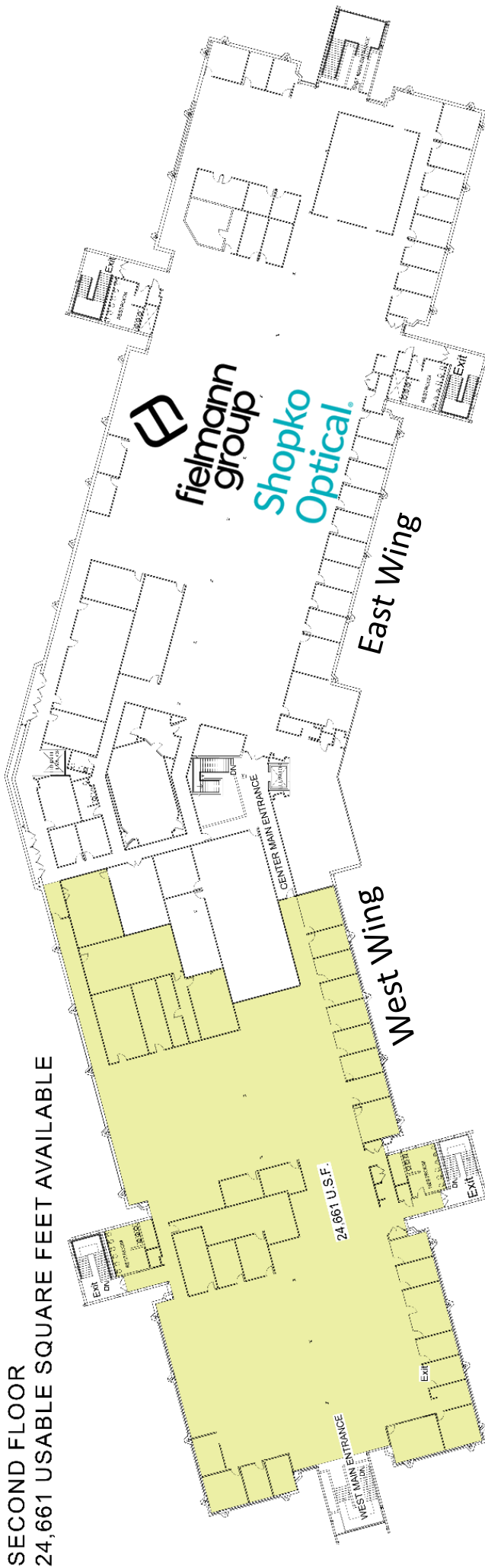


SECOND LEVEL: West Wing - Available 24,661 Usable Square Feet

Lower Level	66,847 Square Feet
First Level	78,702 Square Feet
Second Level	72,774 Square Feet
Total	218,323 Square Feet

Second Level Features:

- Private Offices
- Open Offices
- Large Training Rooms
- Elevator Access
- Restrooms on either side
- Skylights




SECOND FLOOR
24,661 USABLE SQUARE FEET AVAILABLE

[Click Here for Property Website](#)

[Click Here for Property Brochure](#)

Office / Retail / Flex Space Available



**Village of
Ashwaubenon
Wisconsin**

**31.44
Acres**

**218,323
Square Feet**

**B-3 Business
District**

**The Arboretum
700 Pilgrim Way, Green Bay, Wisconsin**



EAST ENTRANCE



WEST ENTRANCE



AREIAL VIEW



AREIAL VIEW




NORTHEAST VIEW

[Click Here for Property Website](#)

[Click Here for Property Brochure](#)

Office / Retail / Flex Space Available



**Village of
Ashwaubenon
Wisconsin**

**31.44
Acres**


**218,323
Square Feet**

**B-3 Business
District**

**The Arboretum
700 Pilgrim Way, Green Bay, Wisconsin**



WEST ENTRANCE



LOADING DOCK



COURTYARD



OVERHANG AT MAIN ENTRANCE




LOCATION WITHIN AREA

[Click Here for Property Website](#)

[Click Here for Property Brochure](#)

Office / Retail / Flex Space Available



**Village of
Ashwaubenon
Wisconsin**

**31.44
Acres**

**218,323
Square Feet**

**B-3 Business
District**

**The Arboretum
700 Pilgrim Way, Green Bay, Wisconsin**



CENTER SKYLIGHT OVER MAIN STAIRWELL



SKYLIGHTS AT SIDE ENTRANCE



STAIRWELL



LOUNGE AND BREAK AREA



BREAK AREA

[Click Here for Property Website](#)


[Click Here for Property Brochure](#)



Please call to arrange a site visit **920-315-0090**

Murray D. Wikol, President & CEO mwikol@provisions.ws

Office / Retail / Flex Space Available



Village of
Ashwaubenon
Wisconsin

31.44
Acres

218,323
Square Feet

B-3 Business
District


The Arboretum
700 Pilgrim Way, Green Bay, Wisconsin



[Click Here for Property Website](#)

[Click Here for Property Brochure](#)

Office / Retail / Flex Space Available



Village of
Ashwaubenon
Wisconsin

31.44
Acres

218,323
Square Feet

B-3 Business
District

The Arboretum
700 Pilgrim Way, Green Bay, Wisconsin



OPEN OFFICE



FLEX SPACE



PRIVATE OFFICE



OPEN OFFICE




FLEX SPACE

[Click Here for Property Website](#)

[Click Here for Property Brochure](#)

Office / Retail / Flex Space Available



Village of
Ashwaubenon
Wisconsin

31.44
Acres

218,323
Square Feet

B-3 Business
District

The Arboretum
700 Pilgrim Way, Green Bay, Wisconsin



LOADING DOCKS



COMMERICAL KITCHEN AREA



OVERHEAD DOORS



LARGE DINNING AND EVENT SPACE




ABUNDANT NATURAL LIGHT

[Click Here for Property Website](#)

[Click Here for Property Brochure](#)

Office / Retail / Flex Space Available

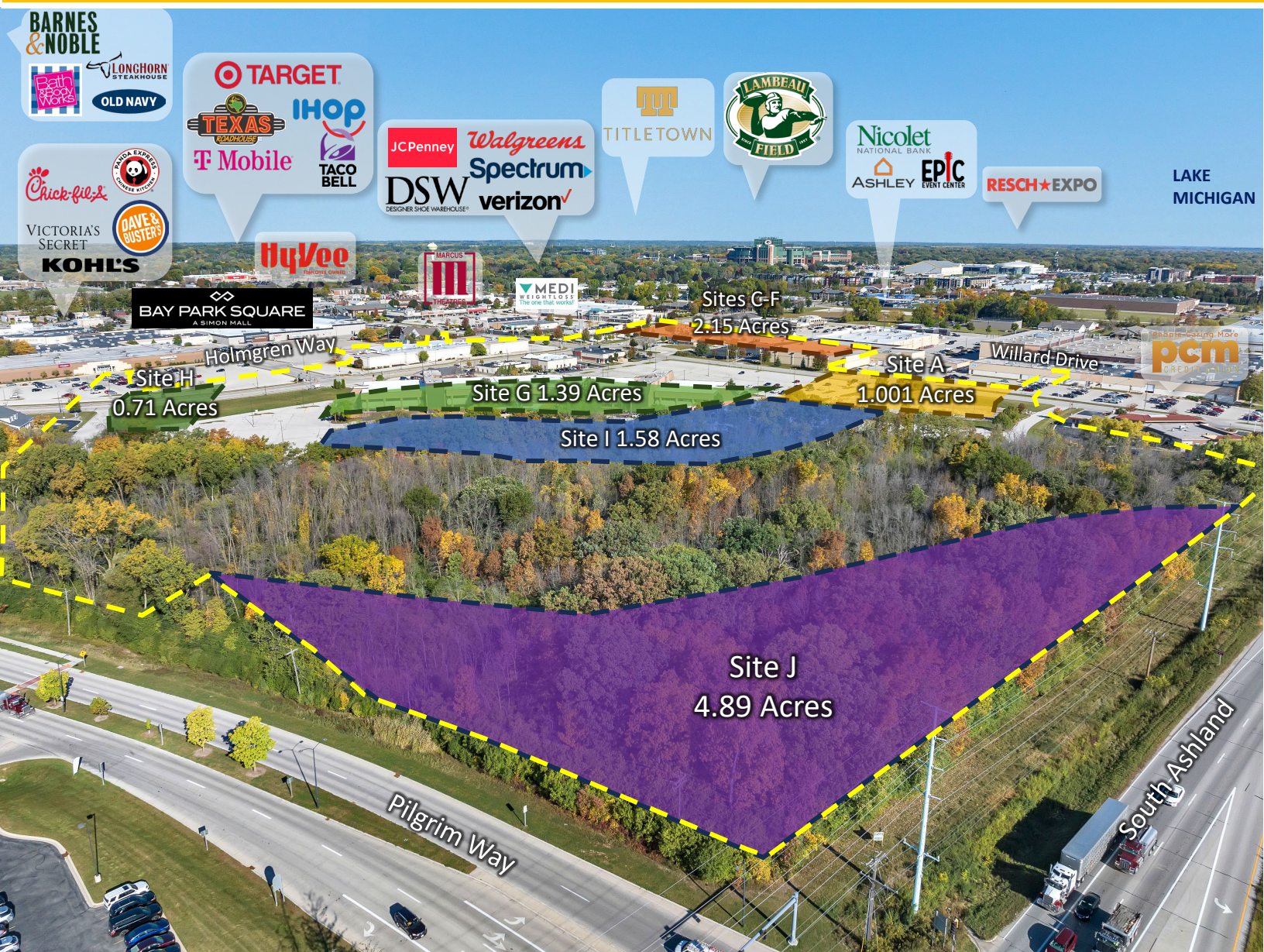


**Village of
Ashwaubenon
Wisconsin**

**31.44
Acres**

**218,323
Square Feet**

**B-3 Business
District**



Location Highlights




Lambeau Field



EPIC Event Center

Office / Retail / Flex Space Available



**Village of
Ashwaubenon
Wisconsin**

**31.44
Acres**

**218,323
Square Feet**

**B-3 Business
District**



**The Arboretum
700 Pilgrim Way, Green Bay, Wisconsin**



Location Highlights

- Proximity to:
 - Ashley Furniture
 - Marcus Bay Park Cinema
 - EPIC Event Center
 - Kohl's Department Store
 - Western Racquet & Fitness Club
 - Best Buy
 - DICK'S Sporting Goods
 - PetSmart
 - Shopko
 - JC Penny
 - 0.8 Miles from Holmgren Way (172)
 - 1.2 Miles south of Lambeau Field
 - 1.6 Miles from Interstate 41 (I-41)
 - 4.7 miles from Green Bay Austin Straubel International Airport
 - 849 parking spaces
 - Multiple Outlot Opportunities

Office / Retail / Flex Space Available



**Village of
Ashwaubenon
Wisconsin**

**0.48 Acres
up to
11.72 Acres**

**Flexible
Outlot Sizes**

**B-3 Business
District**

Outlot Pad Sites at The Arboretum 700 Pilgrim Way, Green Bay, Wisconsin



The Arboretum | 700 Pilgrim Way
B-3 Business District
Maximum Building Height: 120 Feet
20% of the Development reserved for landscaping/streetscape

Pad Site A
1.001 Acres

Concept Shown: 351,250 SF
Maximum Potential Development
34,883 SF Footprint
418,594 SF -12 Story Building

Pad Site G
1.39 Acres

Concept Shown: 234,256 SF
Maximum Potential Development
48,439 SF Footprint
581,265 - 12 Story Buildings

Pad Site I
1.58 Acres

Concept Shown: 233,290 SF
Maximum Potential Development
55,060 SF Footprint
660,718 SF -12 Story Building

Pad Sites C-F
2.15 Acres

Concept Shown: 250,273 SF
Maximum Potential Development
74,923 SF Footprint
899,078 SF -12 Story Building

Pad Site H
0.71 Acres

Concept Shown: 116,645 SF
Maximum Potential Development
24,742 SF Footprint
296,905 - 12 Story Buildings

Pad Site J
4.89 Acres

Concept Shown: 250,273 SF
Maximum Potential Development
170,407 SF Footprint
2,044,880 SF - 12 Story Buildings

Pad Site A
1.001 Acres

Concept Shown: 351,250 SF
Maximum Potential Development
34,883 SF Footprint
418,594 SF -12 Story Building

Pad Site I
1.58 Acres

Concept Shown: 233,290 SF
Maximum Potential Development
55,060 SF Footprint
660,718 SF -12 Story Building

Pad Site J
4.89 Acres

Concept Shown: 250,273 SF
Maximum Potential Development
170,407 SF Footprint
2,044,880 SF - 12 Story Buildings

Pad Site G
1.39 Acres

Concept Shown: 234,256 SF
Maximum Potential Development
48,439 SF Footprint
581,265 - 12 Story Buildings

Pad Sites C-F
2.15 Acres

Concept Shown: 250,273 SF
Maximum Potential Development
74,923 SF Footprint
899,078 SF -12 Story Building



The Arboretum | 700 Pilgrim Way
B-3 Business District

Maximum Building Height: 120 Feet
20% of the Development reserved for landscaping/streetscape

Pad Site H
0.71 Acres

Concept Shown: 116,645 SF
Maximum Potential Development
24,742 SF Footprint
296,905 - 12 Story Buildings

Office / Retail / Flex Space Available



Village of
Ashwaubenon
Wisconsin

0.48 Acres
up to
11.72 Acres

Flexible
Outlot Sizes

B-3 Business
District

Outlot Pad Sites at The Arboretum
700 Pilgrim Way, Green Bay, Wisconsin

