

DFW

LOGISTICS HUB

3075 VALLEY VIEW LANE
DFW AIRPORT, TX 75261



MODERN LOGISTICS PARK ADJACENT TO DFW AIRPORT



CROW HOLDINGS
CAPITAL

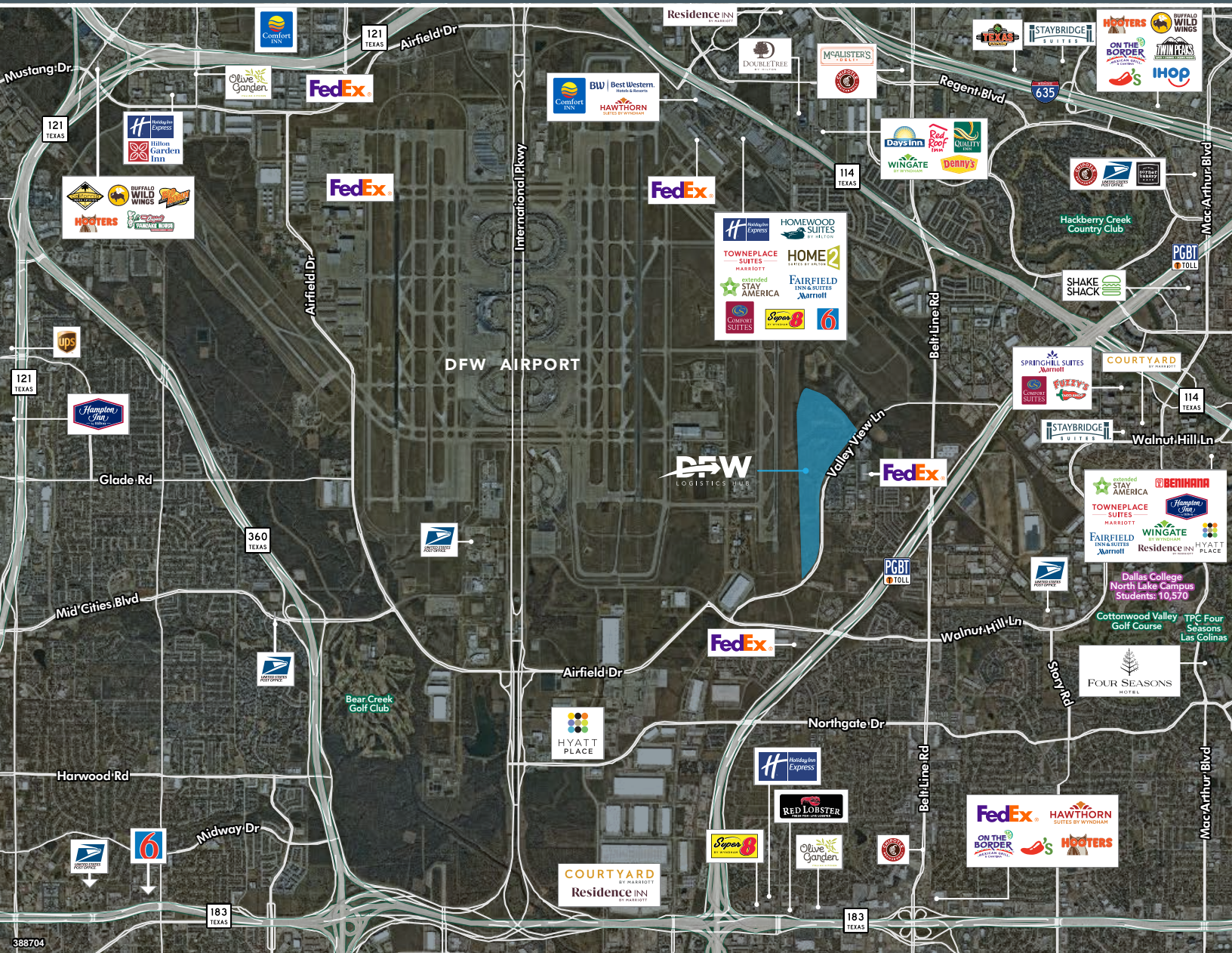
CBRE



PARK DETAILS

- » **1,577,868 SF logistics park located within the Foreign Trade Zone**
- » **Within 3 minutes of south entry to DFW Airport**
- » **Located on DFW Airport ground lease, assuring lower and stable operating expenses.**

ACCESSIBLE DFW LOCATION

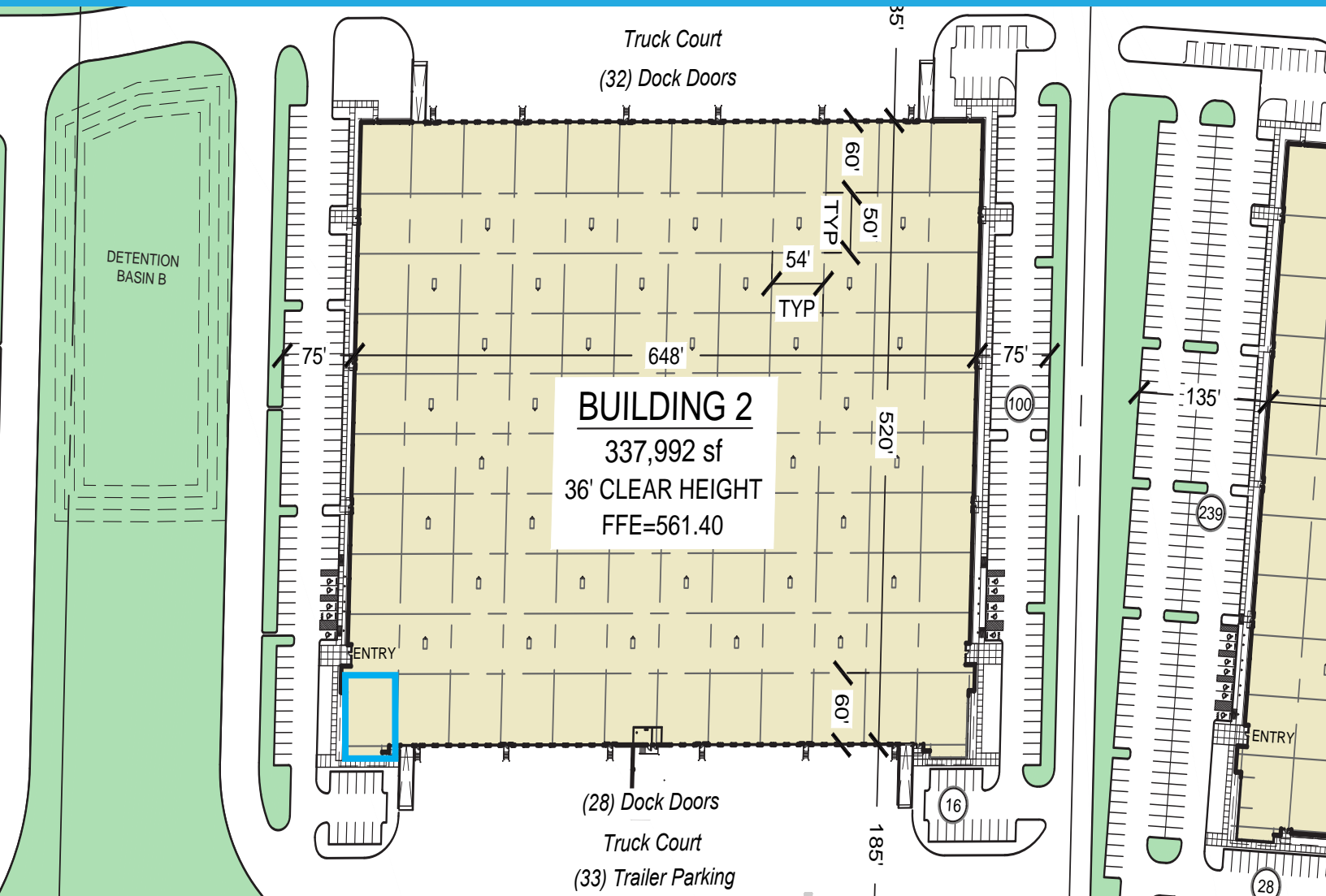




DRIVE TIMES

DFW Airport	3 minutes
Highway 161	2 minutes
Highway 183	5 minutes
Highway 114	3 minutes





BUILDING 2
 337,992 sf
 36' CLEAR HEIGHT
 FFE=561.40

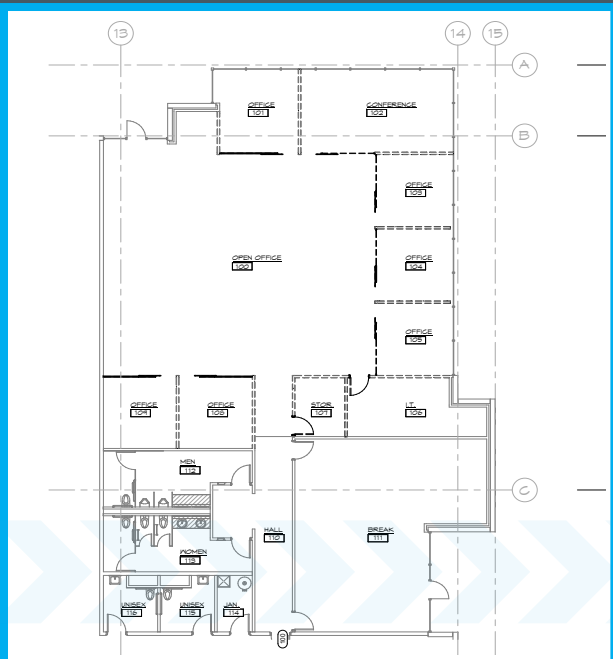
BUILDING 2

3075 Valley View Lane
 DFW Airport, TX 75261

Divisible to 84,466 SF

Office: 5,380 SF

Square Footage	337,862 SF
Office:	5,380 SF
Dock Doors	60
Ramp Doors	4
Car Parking	228 spaces
Future Car Parking	26 spaces
Trailer Parking	72 spaces
Building Depth	520'
Truck Court Depth	185'
Column Spacing	54'w x 50'd, 60' staging
Slab	7" floor slab, minimum 4000 PSI reinforced concrete (#3 bars @ 16" o.c. each way)
Clear Height	36'-0"





FOR ADDITIONAL INFORMATION, PLEASE CONTACT:

STEVE KOLDYKE

Executive Vice President

214 979 6381

steve.koldyke@cbre.com

STEVE TRESE

Executive Vice President

214 979 6534

steve.trese@cbre.com

CBRE

© 2024 CBRE, Inc. All rights reserved. This information has been obtained from sources believed reliable, but has not been verified for accuracy or completeness. You should conduct a careful, independent investigation of the property and verify all information. Any reliance on this information is solely at your own risk. CBRE and the CBRE logo are service marks of CBRE, Inc. All other marks displayed on this document are the property of their respective owners. Photos herein are the property of their respective owners. Use of these images without the express written consent of the owner is prohibited.

