

BRENTWOOD PLAZA SHOPPING CENTER
WAYNE, NJ

MIN - 1,200 SF
MAX - 13,406 SF



UNIT 1599 - 1,200 SF
UNIT 1609 - 8,516 SF
UNIT 1627 - 6,031 SF
UNIT 1633 - 1,800 SF
UNIT 1635/1637 - 4,800 SF

107,000± SF RETAIL

○ AVAILABLE SPACE ● LEASED



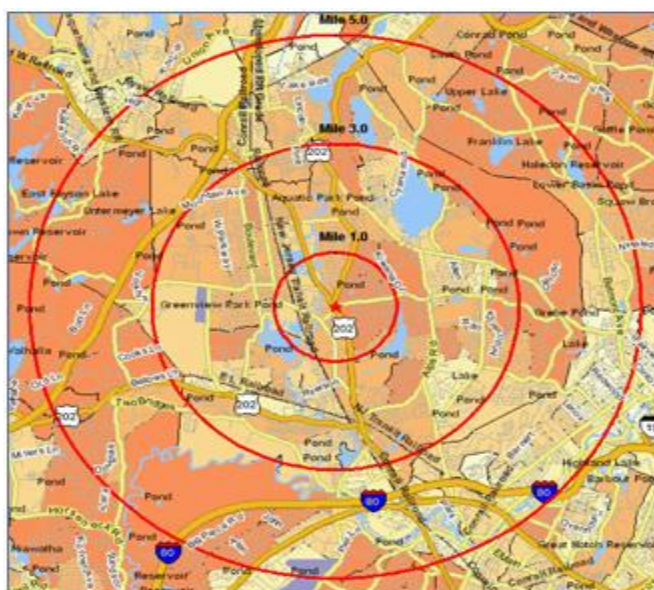
PAGANO
COMPANY REAL ESTATE
(201) **261-5200**

Christine Pagano
973-289-8109
christine@paganoco.com






- Over 511 parking spaces
- Covered Parking under building
- Tenant Controlled HVAC
- Remodeled 2019
- Year Built 1989
- Neighborhood Center



Block Groups CY Median HH Income (Est)	
Lightest Yellow	12,539 to 49,395
Light Orange	49,395 to 69,342
Orange	69,342 to 84,016
Dark Orange	84,016 to 106,250
Red	106,250 to 218,750



B.O.Duct @
14'-2" A.F.F.

B.O.Truss @
15'-10" A.F.F.

B.O.Deck. @
17'-9" A.F.F.

SILL: 1'-6"
HEADER: 9'-11"

PAGANO
COMPANY REAL ESTATE


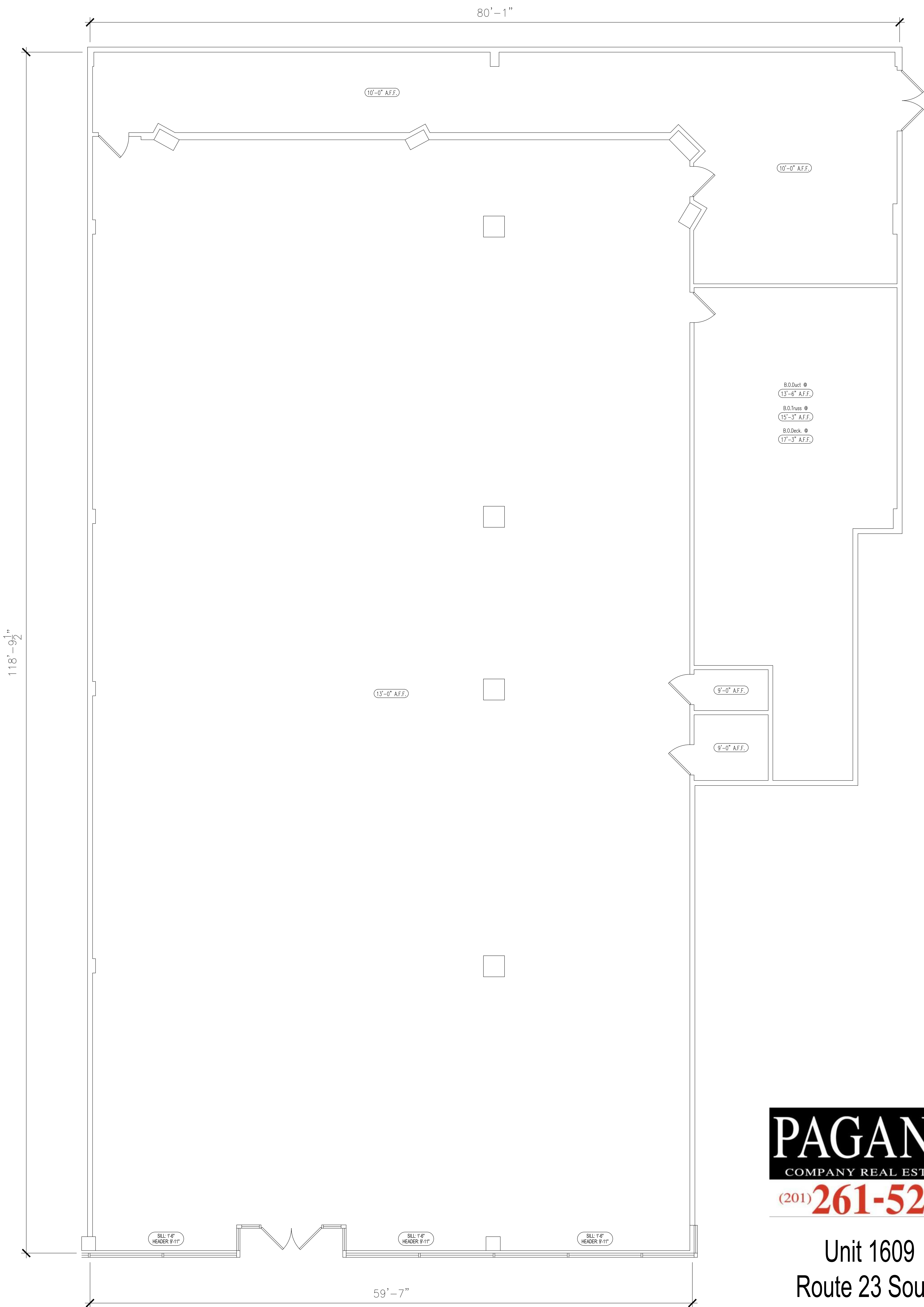
(201) **261-5200**

1,200 Sq. Ft.



Unit 1599
Route 23 South
Wayne, New Jersey

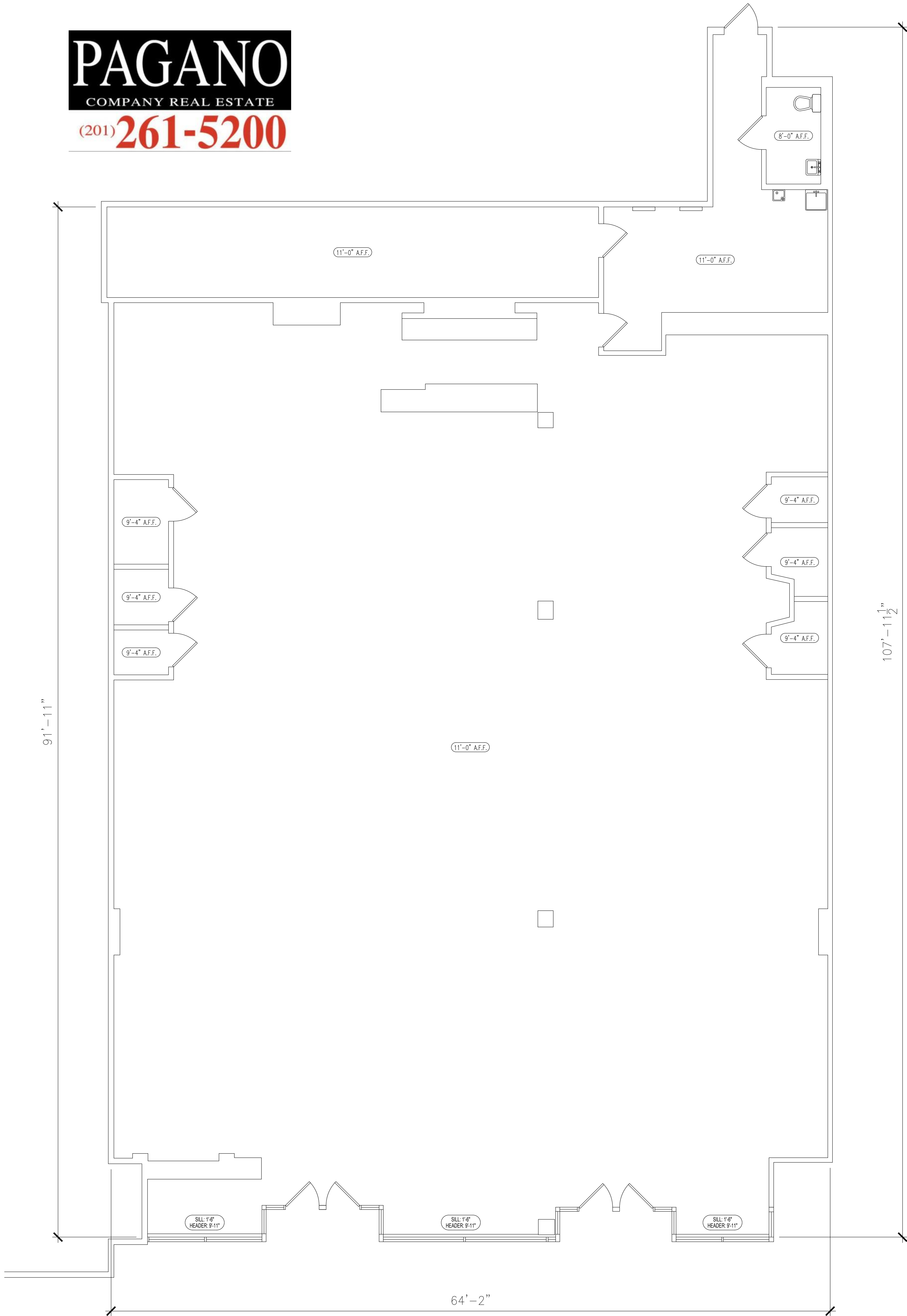
Date: 03-28-2022



PAGANO
 COMPANY REAL ESTATE
 (201) **261-5200**


Unit 1609
 Route 23 South
 Wayne, New Jersey


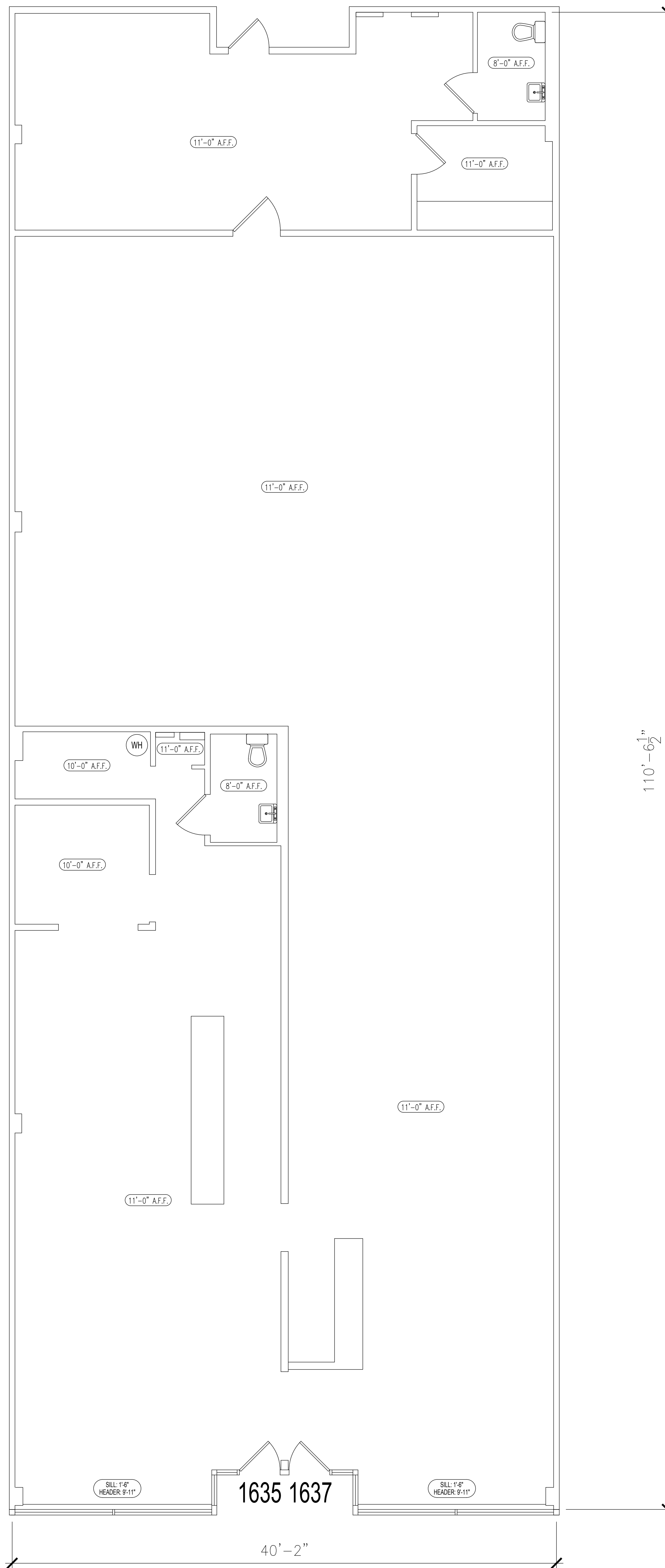
Date: 03-28-2022



6,031 Sq.Ft. USABLE
775 Sq. Ft. Common Area

Unit 1627
Route 23 South
Wayne, New Jersey





4,444 Sq.Ft. USABLE
356 Sq. Ft. COMMON AREA

PAGANO
COMPANY REAL ESTATE
(201) **261-5200**

Unit 1635/1637
Route 23 South
Wayne, New Jersey

Date: 03-28-2022