

MAJOR PRICE REDUCTION!

7135

E 120TH AVE

BRIGHTON, CO 80602

SALE PRICE

~~\$2,800,000~~ **\$2,499,000**



DEVELOPMENT SITE

8.8 ACRES

PROPERTY
8.8 ACRES

E 120TH AVE

QUEBEC ST

E 122ND AVE

QUEBEC ST

E 121ST PL

E 121ST DR

SPRUCES ST

SPRUCES ST

E 120TH PKWY



RICHARD BOWLER

SENIOR BROKER ASSOCIATE

720.849.2255

rbowler@uniqueprop.com

GARRETTE SNYDER

BROKER ASSOCIATE

303.512.1163

gsnyder@uniqueprop.com

UNIQUE
PROPERTIES



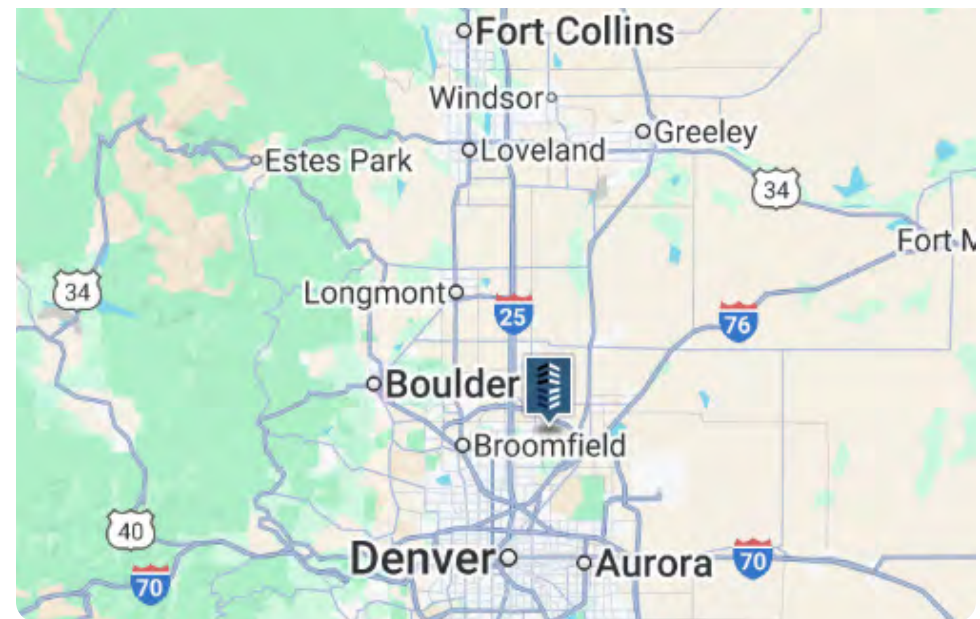
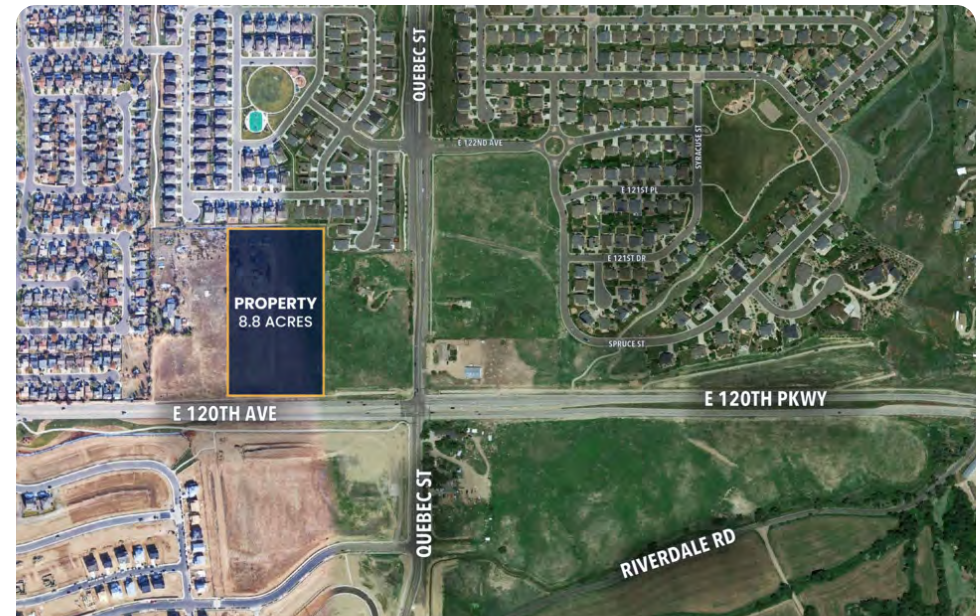
400 S. Broadway | Denver, CO 80209

www.uniqueprop.com | 303.321.5888

PROPERTY HIGHLIGHTS

Address	7135 E 120th Ave, Brighton, CO 80602
County	Adams
Sale Price	\$2,499,000 \$2,800,000
Price per SF	\$6.51/ SF
Lot Size	8.8 Acres
Current Zoning (Adams)	A-3
Future Land Use (Thornton)	Community Retail
Utilities	Thornton Water & Sewer, Xcel Gas & Electric

- Thornton Future Land Use Zoning Uses: auto service center, car wash, convenience store with gas, QSR, restaurant, drive-thru possibility, private schools, child day care, assisted living, financial institutions, medical office, general office, daycare, churches, hotels, plus many other community and retail uses are possible.
- Property is located in a rapidly developing area and with significant development already completed.
- Extensive 470 feet of frontage on E. 120th Ave. and located just West of the signalized intersection at 120th & Quebec
- Thornton utilities may be available near the property.
- Location is approximately equal distance to I-25 and I-76.



DEVELOPMENT OVERVIEW



RETAILER MAP



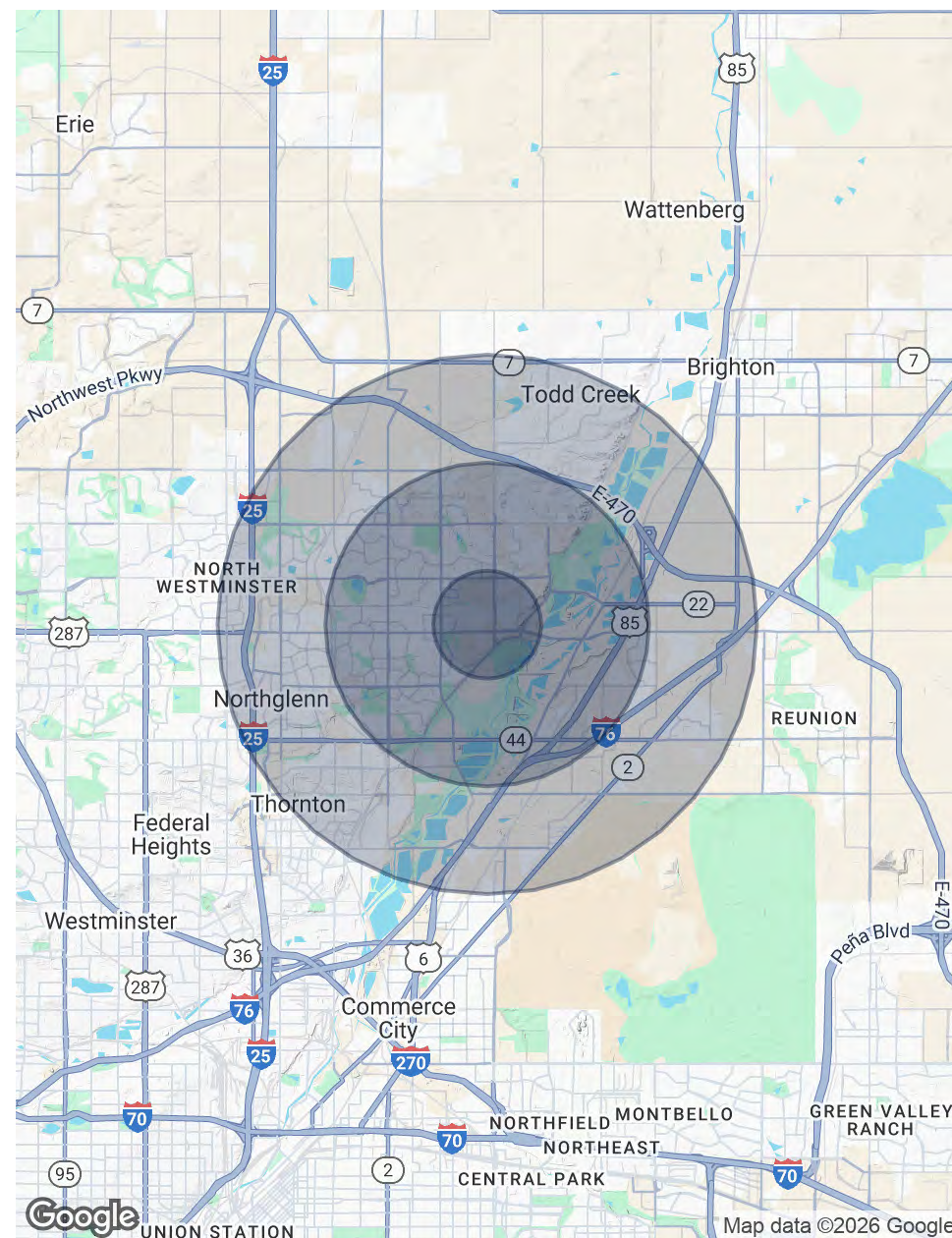
ADDITIONAL PHOTOS



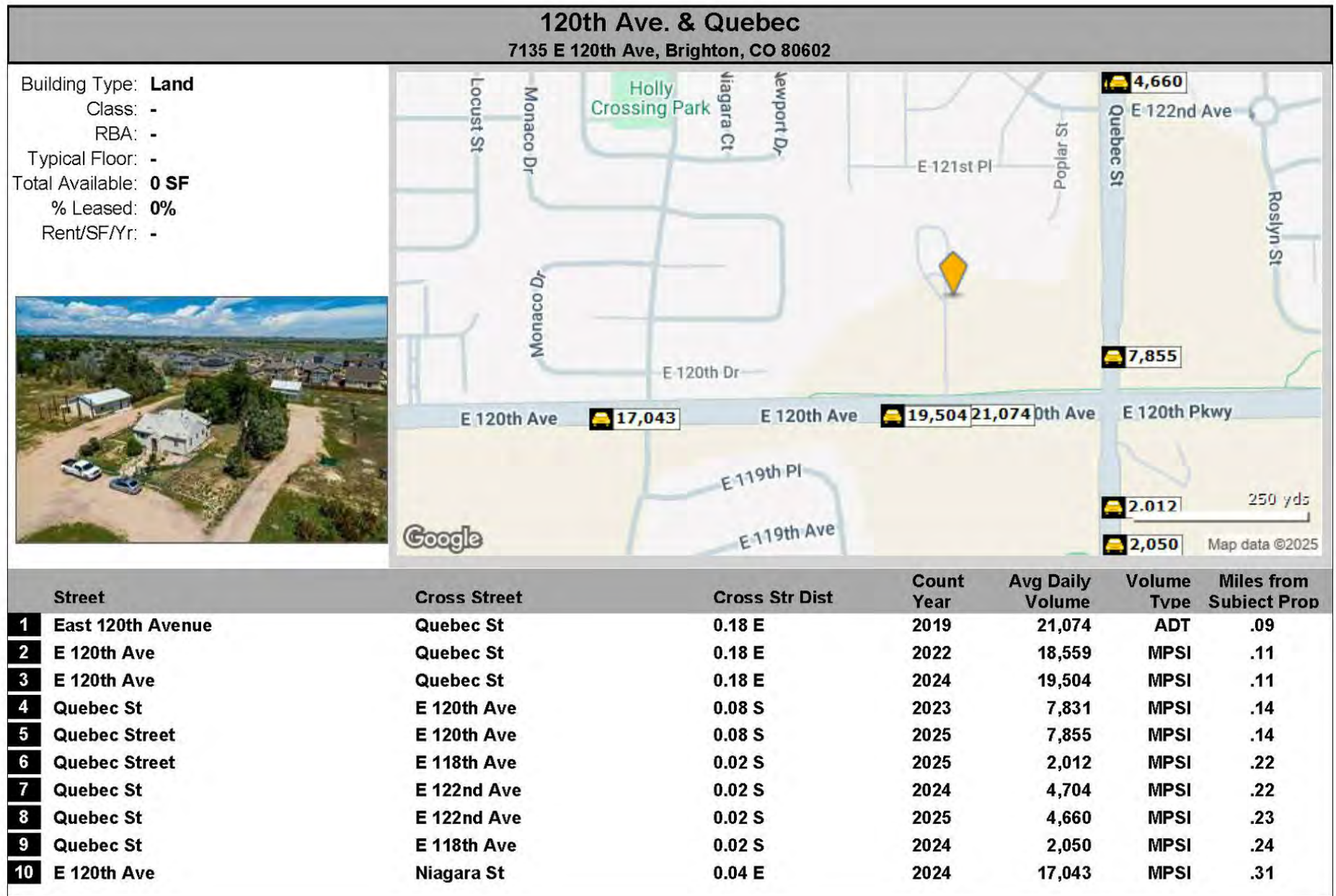
DEMOGRAPHICS MAP & REPORT

POPULATION	1 MILE	3 MILES	5 MILES
Total Population	10,708	80,980	188,474
Average Age	35	37	37
Average Age (Male)	35	36	36
Average Age (Female)	36	38	38
HOUSEHOLDS & INCOME	1 MILE	3 MILES	5 MILES
Total Households	3,389	26,795	65,211
# of Persons per HH	3.2	3	2.9
Average HH Income	\$135,592	\$129,441	\$120,612
Average House Value	\$584,281	\$591,709	\$559,200
POPULATION BY RACE	1 MILE	3 MILES	5 MILES
Total Population - White	6,619	50,663	112,537
% White	61.8%	62.6%	59.7%
Total Population - Black	177	1,564	4,021
% Black	1.7%	1.9%	2.1%
Total Population - Asian	915	5,147	10,564
% Asian	8.5%	6.4%	5.6%
Total Population - Hawaiian	10	94	231
% Hawaiian	0.1%	0.1%	0.1%
Total Population - American Indian	125	1,178	3,201
% American Indian	1.2%	1.5%	1.7%
Total Population - Other	1,152	9,047	24,983
% Other	10.8%	11.2%	13.3%

Demographics data derived from AlphaMap



TRAFFIC COUNT REPORT



DISCLAIMER & CONFIDENTIALITY

All materials and information received or derived from Unique Properties its directors, officers, agents, advisors, affiliates and/or any third party sources are provided without representation or warranty as to completeness , veracity, or accuracy, condition of the property, compliance or lack of compliance with applicable governmental requirements, developability or suitability, financial performance of the property, projected financial performance of the property for any party's intended use or any and all other matters.

Neither Unique Properties its directors, officers, agents, advisors, nor affiliates make any representation or warranty, express or implied, as to accuracy or completeness of the any materials or information provided, derived, or received. Materials and information from any source, whether written or verbal, that may be furnished for review are not a substitute for a party's active conduct of its own due diligence to determine these and other matters of significance to such party. Unique Properties will not investigate or verify any such matters or conduct due diligence for a party unless otherwise agreed in writing.

EACH PARTY SHALL CONDUCT ITS OWN INDEPENDENT INVESTIGATION AND DUE DILIGENCE.

Any party contemplating or under contract or in escrow for a transaction is urged to verify all information and to conduct their own inspections and investigations, including through appropriate third party independent professionals selected by such party. All financial data should be verified by the party including by obtaining and reading applicable documents and reports and consulting appropriate independent professionals. Unique Properties makes no warranties nor representations regarding the veracity, completeness, or relevance of any financial data or assumptions. Unique Properties does not serve as a financial advisor to any party regarding any proposed transaction. All data and assumptions regarding financial performance, including that used for financial modeling purposes, may differ from actual data or performance. Any estimates of market rents and/or projected rents that may be provided to a party do not necessarily mean that rents can be established at or increased to that level. Parties must evaluate any applicable contractual and governmental limitations as well as market conditions, vacancy factors and other issues in order to determine rents from or for the property.