



5529 Dairy Ave.

LONG BEACH, CA 90805

Offering Memorandum

100% Renovated 10-unit building 5 (2beds) 5 (1bed) cash flowing at an impressive 6.5% Cap Rate from Day 1!
Majority of the units are master leased providing guaranteed cash flow and minimal vacancies (Similar to NNN)
New Roof, Electrical, Plumbing, Windows, Water Heaters, HVAC, Interiors, Exterior, etc.

Fully Remodeled 10 Units

CONTENTS

01 Executive Summary

- Investment Summary
- Unit Mix Summary

02 Location

- Location Summary
- Local Map
- Regional Map
- Local Business Map

03 Property Description

- Property Features

04 Rent Roll

- Rent Roll


05 Financial Analysis

- Income & Expense Analysis

06 Demographics

- General Demographics

Global Platinum Properties



Armin Soleimani

Global Platinum Properties
Realtor
(310) 666-2246
ziuroiluj@gmail.com
01846872



Julio Ruiz

Global Platinum Properties
Broker
(818) 524-0706
ziuroiluj@gmail.com
01911261



GLOBAL PLATINUM
PROPERTIES

Brokerage License No.: 02062910

www.gppla.com



01 Executive Summary

- Investment Summary
- Unit Mix Summary

OFFERING SUMMARY

ADDRESS	5529 Dairy Ave. Long Beach CA 90805
COUNTY	Los Angeles
MARKET	Long Beach
SUBMARKET	Los Angeles South Coast
BUILDING SF	5,765 SF
LAND SF	5,431 SF
NUMBER OF UNITS	10
YEAR BUILT	1964
YEAR RENOVATED	2022
APN	7126-025-019
OWNERSHIP TYPE	Fee Simple

FINANCIAL SUMMARY

OFFERING PRICE	\$3,550,000
PRICE PSF	\$615.78
PRICE PER UNIT	\$355,000
OCCUPANCY	100%
NOI (CURRENT)	\$231,952
NOI (Pro Forma)	\$236,785
CAP RATE (CURRENT)	6.53%
CAP RATE (Pro Forma)	6.67%
GRM (CURRENT)	11.51
GRM (Pro Forma)	11.16

DEMOGRAPHICS

	1 MILE	3 MILE	5 MILE
2022 Population	39,411	228,972	670,228
2022 Median HH Income	\$57,610	\$73,525	\$73,544
2022 Average HH Income	\$79,088	\$95,945	\$96,842



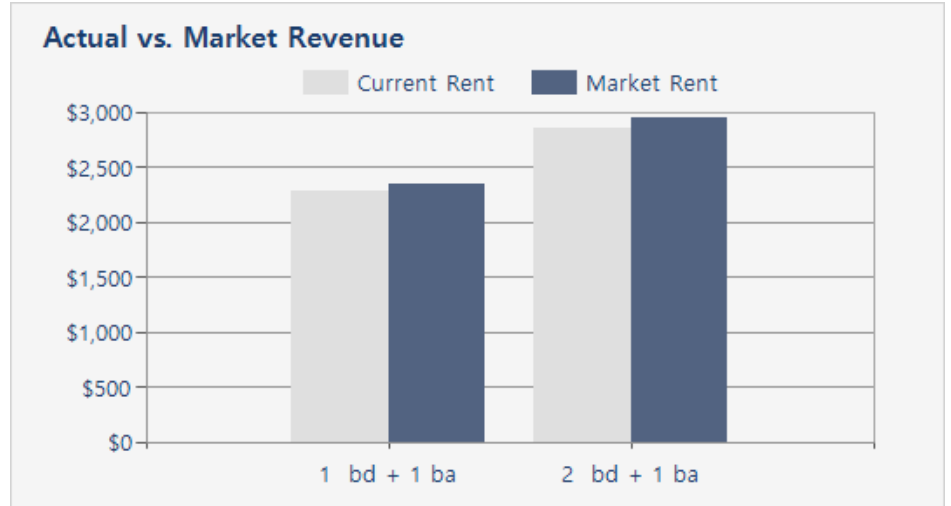
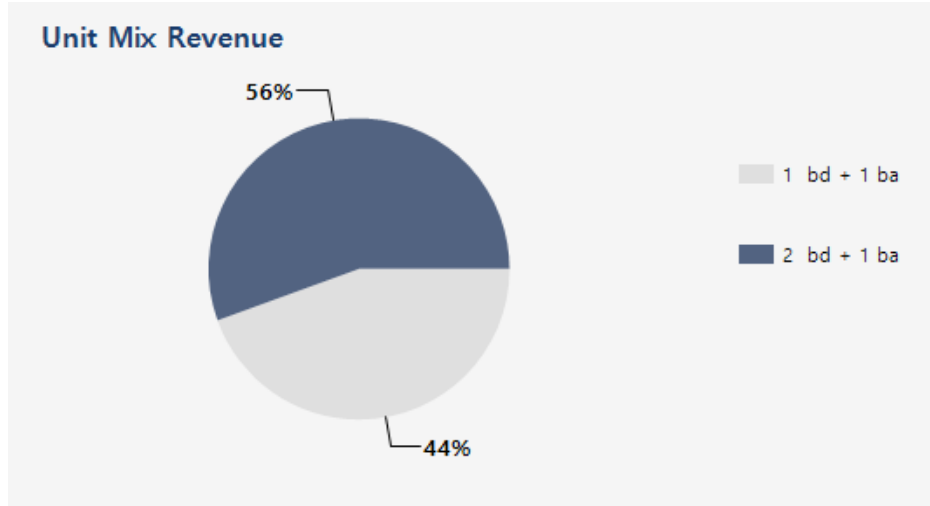
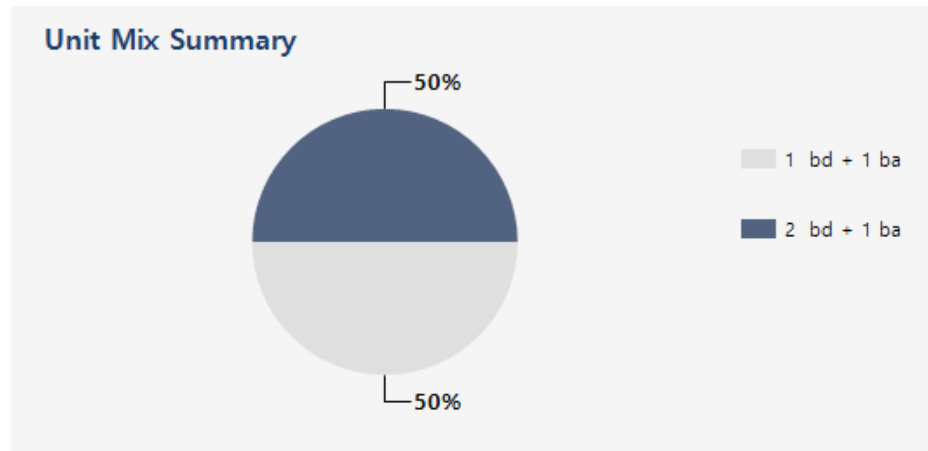
Description

3rd Price Reduction! Once in a lifetime 100% Renovated 10-unit Master-leased opportunity and cash flowing at an impressive 6.5% Cap Rate from Day 1! The offering provides investors with a turnkey opportunity to purchase a premium asset where every single unit was vacated, completely renovated and leased at market rent. The building was entirely stripped to the studs and thoroughly renovated with permits featuring a new roof, electrical system, plumbing, HVAC, water heaters, and windows. Other upgrades include new cabinets, modern countertops, new flooring, recessed lighting, updated bathrooms with new vanities and sleek bathtubs, and stainless-steel appliances. The offering brings a diverse unit mix consisting of 5 (1bed/1bath) units and 5 (2bed/1bath) units including 3 brand-new ADUs. The property is separately metered for gas and electrical utilities and each unit has its own individual water heater to further reduce operating costs. Located in prime North Long Beach just minutes from the beach, offering investors the opportunity to acquire a low-maintenance asset in a coastal rental market without premium coastal pricing! Majority of the units are master-leased by a single organization providing guaranteed cash flow and minimal vacancies. (Similar to a hassle-free NNN deal with stable income and more limited landlord responsibilities with ease of management and rent collection).

- Once in a lifetime 100% fully renovated 10-units from the studs with permits
- All brand new major systems including roof, electrical, plumbing, and windows
- Incredible cash flow at a Current Cap Rate of 6.5%
- New Cabinets, flooring, recessed Lighting, bathrooms, and stainless steel appliances
- Diverse Unit Mix consisting of 5 (1bed/1bath) and 5 (2bed/1bath) units
- Individually metered for Gas & Electricity



		Actual		Market	
Unit Mix	# Units	Current Rent	Monthly Income	Market Rent	Market Income
1 bd + 1 ba	5	\$2,284	\$11,421	\$2,350	\$11,750
2 bd + 1 ba	5	\$2,854	\$14,272	\$2,950	\$14,750
Totals/Averages	10	\$2,569	\$25,693	\$2,650	\$26,500





02

Location

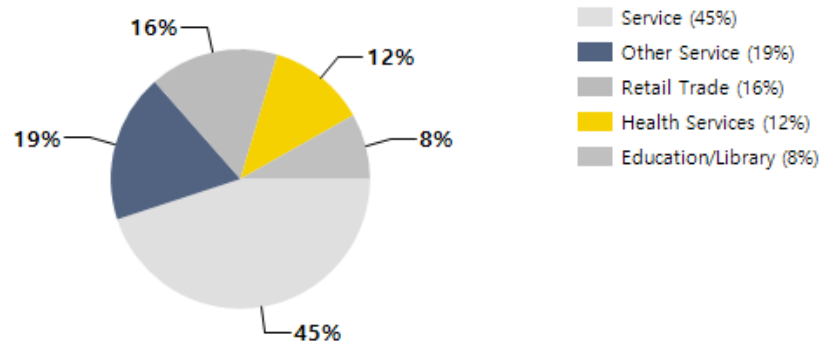
- Location Summary
- Local Map
- Regional Map
- Local Business Map



Long Beach

Living near 5529 Dairy Ave., Long Beach, CA 90805 provides residents with convenient access to public transit, particularly the metro line along Long Beach Boulevard, making commuting to Downtown and surrounding areas easy. The neighborhood features a variety of shopping and dining options, along with local parks for outdoor activities. Residents benefit from community amenities and local schools, contributing to a friendly atmosphere and quality education for families. Additionally, the area is characterized by a safe and welcoming environment, with cultural attractions such as museums and theaters nearby, enhancing overall quality of life.

Major Industries by Employee Count

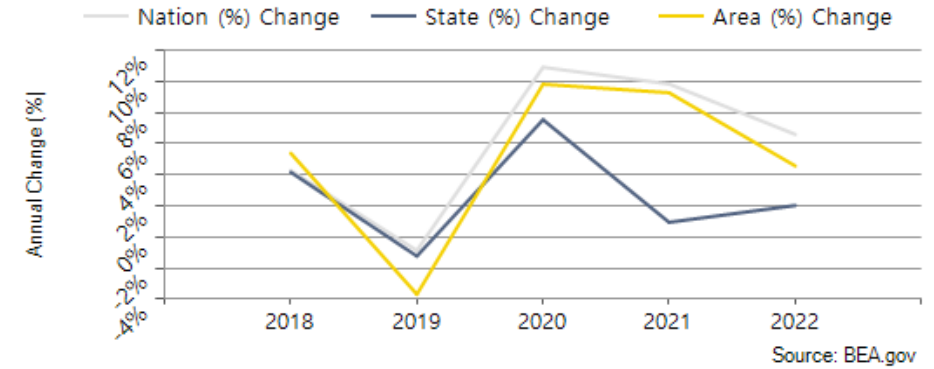


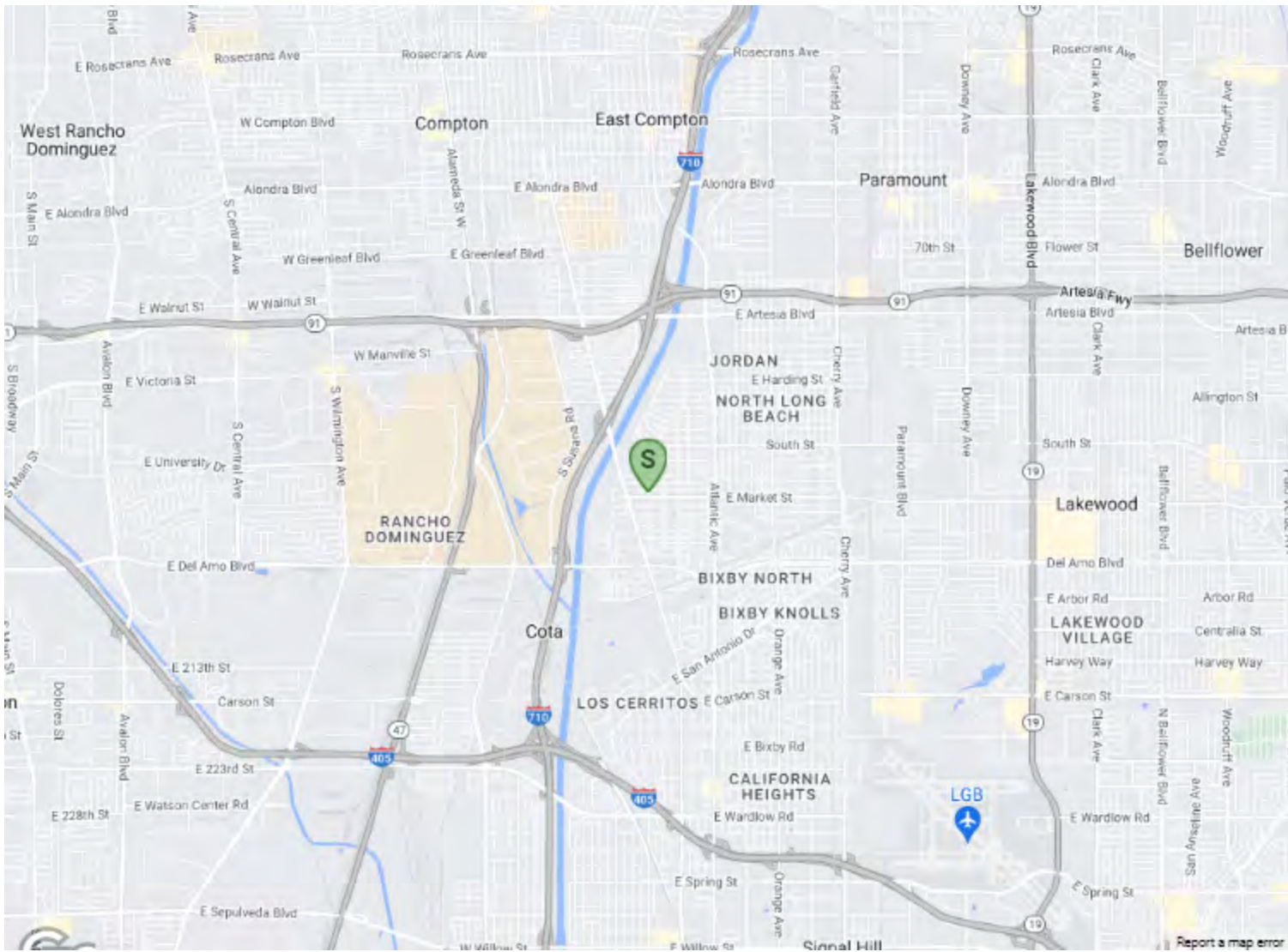
Largest Employers

Long Beach Unified School District	12,049
City of Long Beach	5,395
Long Beach Memorial Medical Center	4,950
VA Long Beach Healthcare System	3,524
California State University, Long Beach	3,336
Long Beach City College	3,321
Boeing	2,019
St. Mary Medical Center	1,547



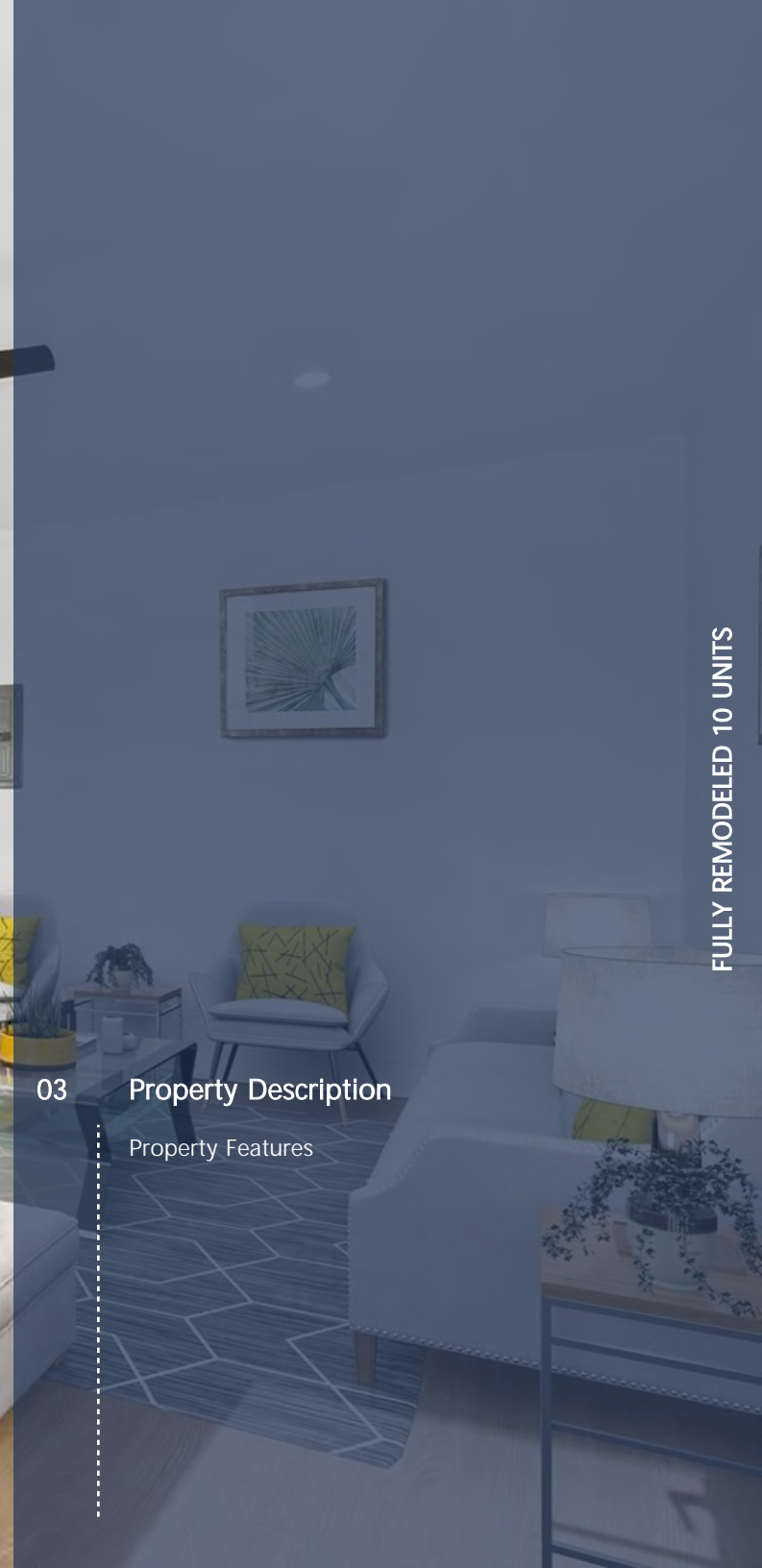
Los Angeles County GDP Trend







03 Property Description
Property Features



PROPERTY FEATURES

NUMBER OF UNITS	10
BUILDING SF	5,765
LAND SF	5,431
YEAR BUILT	1964
YEAR RENOVATED	2022
# OF PARCELS	1
ZONING TYPE	LBR1N
TOPOGRAPHY	Flat
NUMBER OF STORIES	2
NUMBER OF BUILDINGS	2
NUMBER OF PARKING SPACES	3
WASHER/DRYER	Common Area

UTILITIES

WATER	Landlord
TRASH	Landlord
GAS	Tenant
ELECTRIC	Tenant
RUBS	Landlord

CONSTRUCTION

FOUNDATION	Slab
FRAMING	Wood
EXTERIOR	Stucco
PARKING SURFACE	Paved
ROOF	Flat
STYLE	Traditional
LANDSCAPING	Drought Resistant

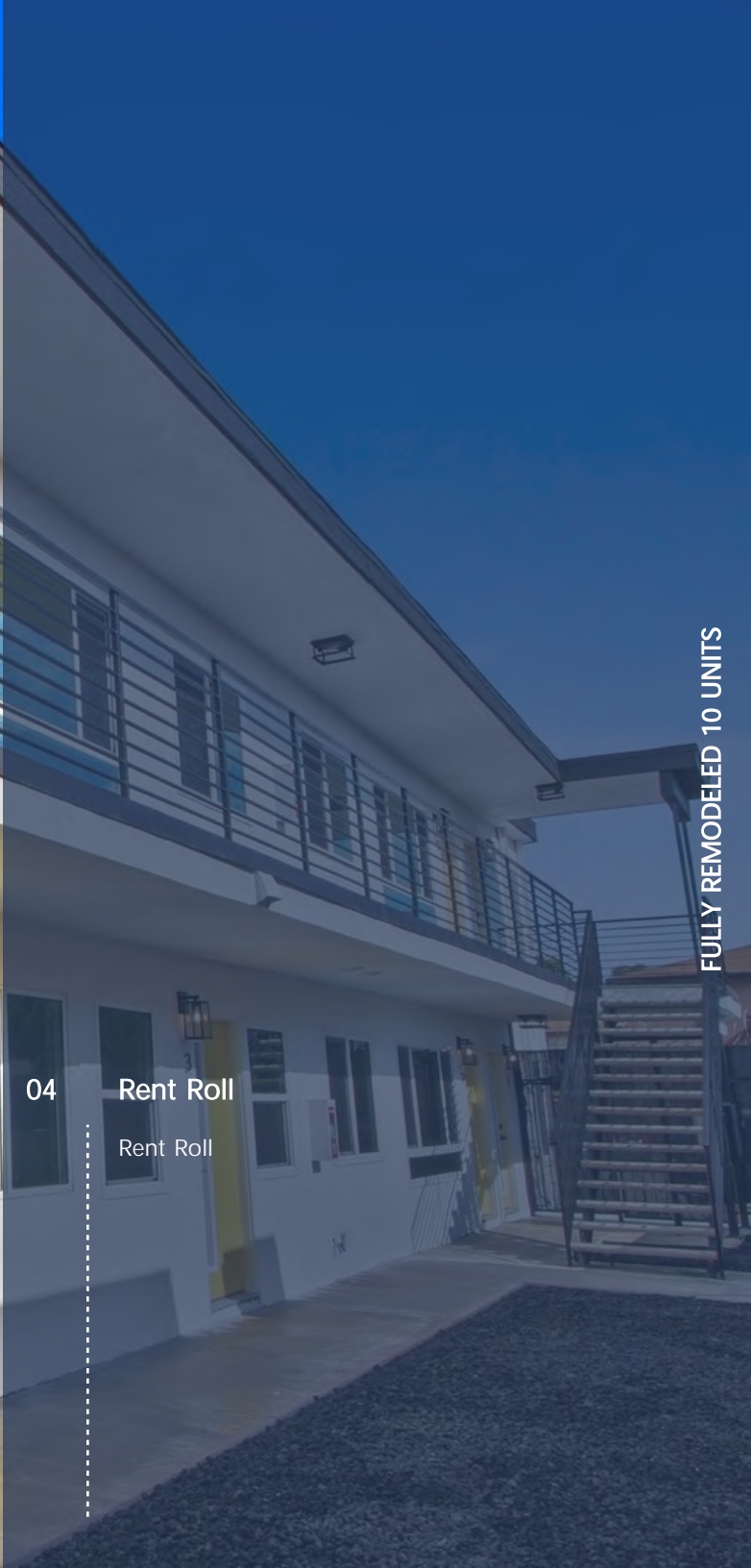




04

Rent Roll

Rent Roll



Unit	Unit Mix	Current Rent	Market Rent	Notes
1	1 bd + 1 ba	\$2,316.00	\$2,350.00	Master Leased
2	2 bd + 1 ba	\$2,940.00	\$2,950.00	Master Leased
3	1 bd + 1 ba	\$2,311.00	\$2,350.00	Master Leased
4	1 bd + 1 ba	\$2,311.00	\$2,350.00	Master Leased
5	2 bd + 1 ba	\$2,939.00	\$2,950.00	Master Leased
6	2 bd + 1 ba	\$2,939.00	\$2,950.00	Master Leased
7	2 bd + 1 ba	\$2,939.00	\$2,950.00	Master Leased
8	1 bd + 1 ba	\$1,999.00	\$2,350.00	ADU 1 - Leased
9	2 bd + 1 ba	\$2,515.00	\$2,950.00	ADU 2 - Leased
10	1 bd + 1 ba	\$2,484.00	\$2,350.00	ADU 3 - Leased
Totals / Averages		\$25,693.00	\$26,500.00	

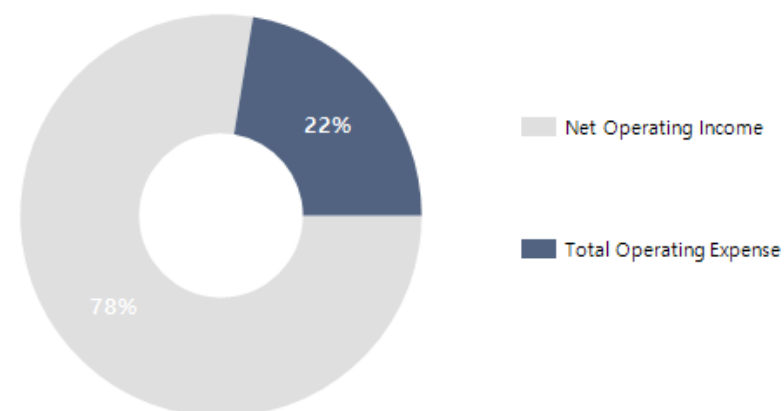


05 Financial Analysis

Income & Expense Analysis

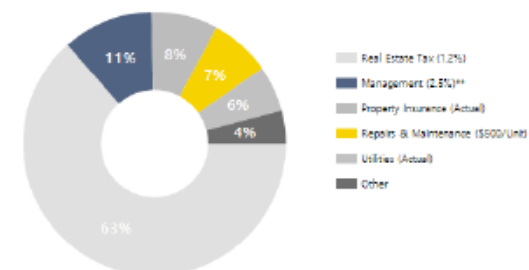
REVENUE ALLOCATION CURRENT

INCOME	CURRENT		PRO FORMA	
Gross Potential Rent	\$308,316		\$318,000	
Gross Potential Income	\$308,316		\$318,000	
General Vacancy	-\$9,250	3.00%	-\$9,540	3.00%
Effective Gross Income	\$299,066		\$308,460	
Less Expenses	\$67,114	22.44%	\$71,675	23.23%
Net Operating Income	\$231,952		\$236,785	



EXPENSES	CURRENT	Per Unit	PRO FORMA	Per Unit
Real Estate Tax (1.2%)	\$42,600	\$4,260	\$42,600	\$4,260
Property Insurance (Actual)	\$5,537	\$554	\$5,537	\$554
Utilities (Actual)	\$3,800	\$380	\$3,800	\$380
Pest Control (\$75/Month)	\$900	\$90	\$600	\$60
Cleaning & Gardening (\$150/Month)	\$1,800	\$180	\$1,800	\$180
Repairs & Maintenance (\$500/Unit)	\$5,000	\$500	\$5,000	\$500
Management (2.5%)**	\$7,477	\$748	\$12,338	\$1,234
Total Operating Expense	\$67,114	\$6,711	\$71,675	\$7,168
Expense / SF	\$11.64		\$12.43	
% of EGI	22.44%		23.23%	

DISTRIBUTION OF EXPENSES CURRENT



** Current Management charges 2.5% since majority of the units are master-leased

* Expenses are estimated

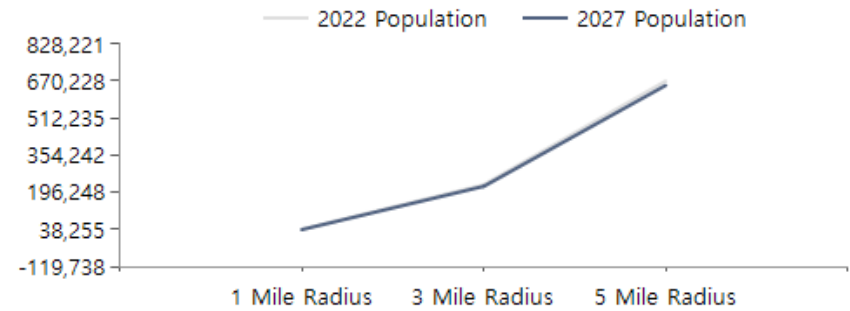
06

Demographics

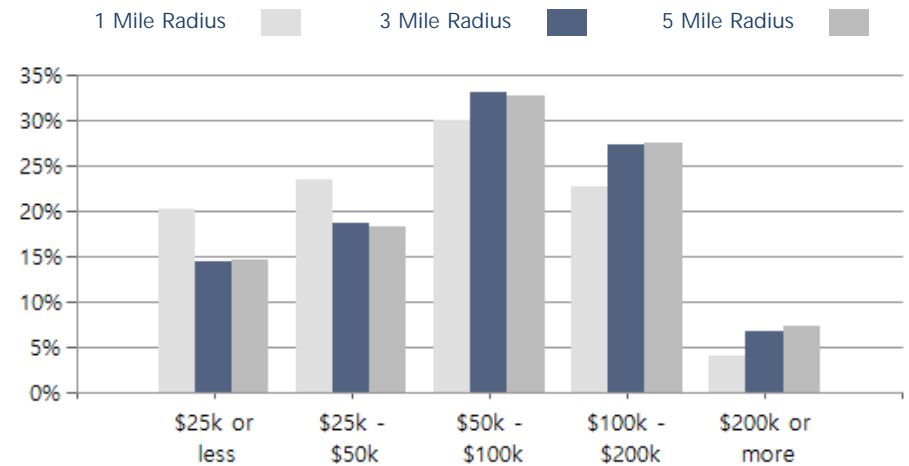
General Demographics

POPULATION	1 MILE	3 MILE	5 MILE
2000 Population	38,282	221,077	649,079
2010 Population	40,305	226,515	665,045
2022 Population	39,411	228,972	670,228
2027 Population	38,255	222,132	651,879
2022 African American	6,970	40,818	109,886
2022 American Indian	1,021	4,257	13,038
2022 Asian	4,241	26,540	75,175
2022 Hispanic	23,857	126,475	390,762
2022 Other Race	16,075	79,180	245,789
2022 White	5,052	39,796	116,320
2022 Multiracial	5,380	35,401	103,452
2022-2027: Population: Growth Rate	-2.95%	-3.00%	-2.75%

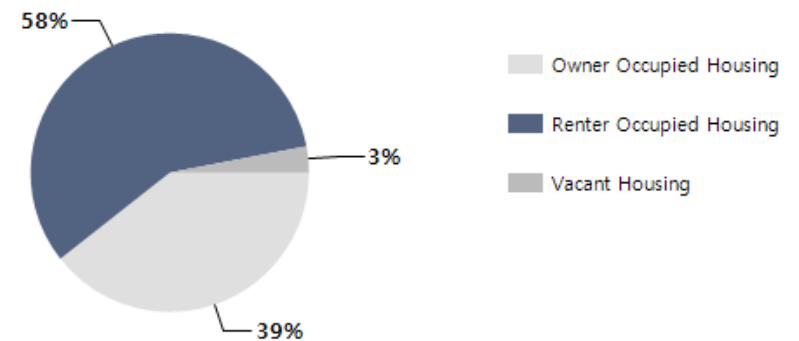
2022 HOUSEHOLD INCOME	1 MILE	3 MILE	5 MILE
less than \$15,000	1,349	5,309	15,287
\$15,000-\$24,999	1,075	4,618	13,246
\$25,000-\$34,999	1,083	4,948	14,047
\$35,000-\$49,999	1,726	7,878	21,415
\$50,000-\$74,999	2,018	12,258	35,231
\$75,000-\$99,999	1,579	10,479	28,493
\$100,000-\$149,999	1,996	12,768	36,850
\$150,000-\$199,999	730	6,090	16,933
\$200,000 or greater	484	4,641	14,025
Median HH Income	\$57,610	\$73,525	\$73,544
Average HH Income	\$79,088	\$95,945	\$96,842



2022 Household Income



2022 Own vs. Rent - 1 Mile Radius



Source: esri

Fully Remodeled 10 Units

CONFIDENTIALITY and DISCLAIMER

The information contained in the following offering memorandum is proprietary and strictly confidential. It is intended to be reviewed only by the party receiving it from Global Platinum Properties and it should not be made available to any other person or entity without the written consent of Global Platinum Properties.

By taking possession of and reviewing the information contained herein the recipient agrees to hold and treat all such information in the strictest confidence. The recipient further agrees that recipient will not photocopy or duplicate any part of the offering memorandum. If you have no interest in the subject property, please promptly return this offering memorandum to Global Platinum Properties. This offering memorandum has been prepared to provide summary, unverified financial and physical information to prospective purchasers, and to establish only a preliminary level of interest in the subject property.

The information contained herein is not a substitute for a thorough due diligence investigation. Global Platinum Properties has not made any investigation, and makes no warranty or representation with respect to the income or expenses for the subject property, the future projected financial performance of the property, the size and square footage of the property and improvements, the presence or absence of contaminating substances, PCBs or asbestos, the compliance with local, state and federal regulations, the physical condition of the improvements thereon, or financial condition or business prospects of any tenant, or any tenant's plans or intentions to continue its occupancy of the subject property.

The information contained in this offering memorandum has been obtained from sources we believe reliable; however, Global Platinum Properties has not verified, and will not verify, any of the information contained herein, nor has Global Platinum Properties conducted any investigation regarding these matters and makes no warranty or representation whatsoever regarding the accuracy or completeness of the information provided. All potential buyers must take appropriate measures to verify all of the information set forth herein. Prospective buyers shall be responsible for their costs and expenses of investigating the subject property.

Global Platinum Properties



Armin Soleimani

Global Platinum Properties
Realtor
(310) 666-2246
ziuroiluj@gmail.com
01846872



Julio Ruiz

Global Platinum Properties
Broker
(818) 524-0706
ziuroiluj@gmail.com
01911261



GLOBAL PLATINUM
PROPERTIES

Brokerage License No.: 02062910
www.gppla.com

11022 Santa Monica Blvd. #240, Los Angeles, CA 90025

powered by CREOP