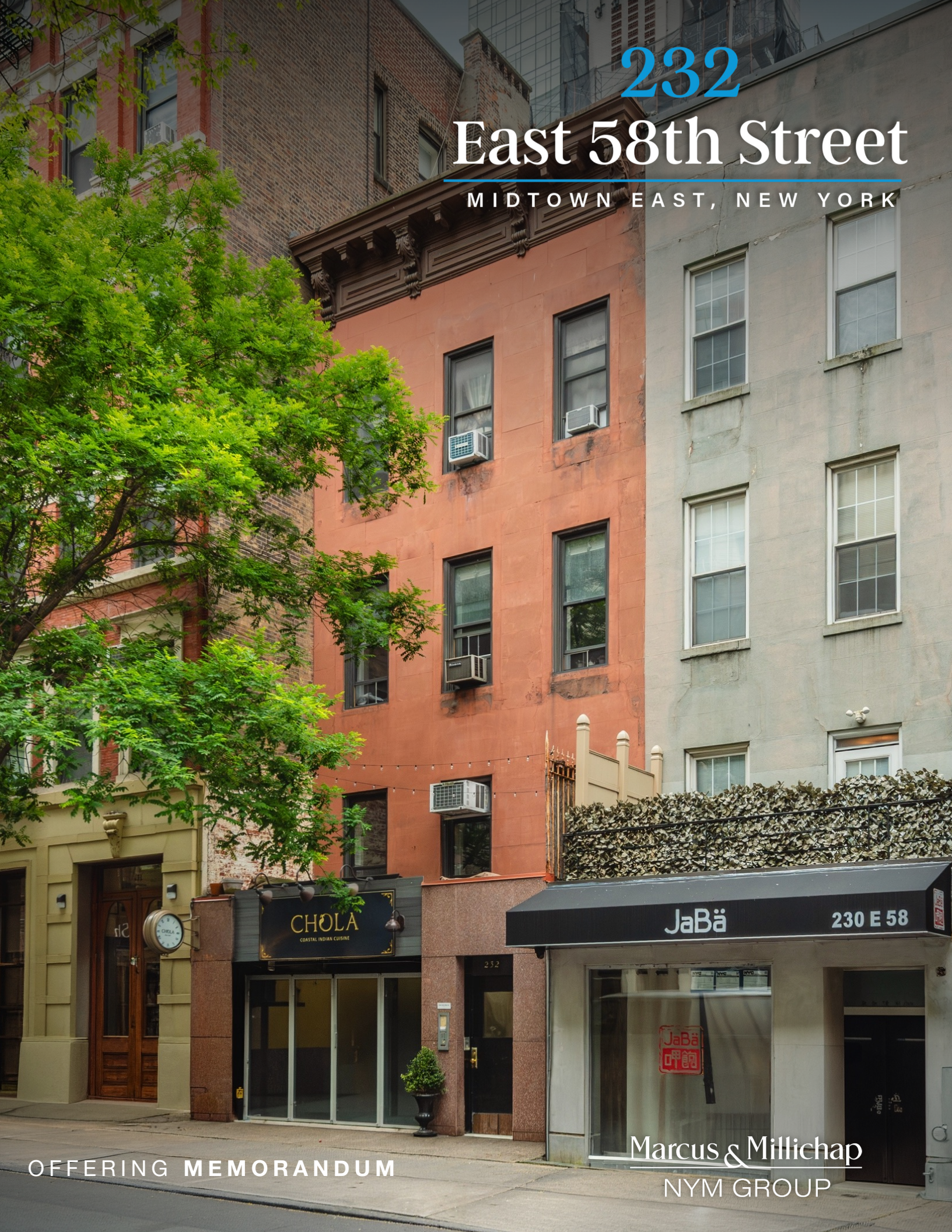


232

East 58th Street

MIDTOWN EAST, NEW YORK



OFFERING MEMORANDUM

Marcus & Millichap
NYM GROUP

232

East 58th Street

M I D T O W N E A S T , N E W Y O R K

New York Multifamily Team:

Joe Koicim

Executive Managing Director
(212) 430-5147
jkoicim@mmreis.com

Peter Dodge

Senior Associate
(212) 430-5231
pdodge@mmreis.com

Marcus & Millichap
NYM GROUP

260 Madison Avenue, 5th Floor | New York, New York 10016
www.newyorkmultifamily.com

232 East 58th Street


MIDTOWN EAST, NEW YORK

is being offered at
\$3,995,000

THE OFFERING

- **Rare Opportunity & Long Term Ownership.** The property has been owned and operated by the same family for over 70 years, presenting a rare opportunity to acquire a 4-unit mixed-use building in the heart of Midtown East.
- **Restaurant/Retail End User Potential.** The current restaurant lease expires in November 2027 with no option to extend, providing unrivaled end user potential to own and operate a restaurant, or repurpose the retail into other use. The space features 2,000 square feet on the ground floor, a full vented kitchen, liquor license, and full basement for meal prep and additional storage.
- **100% Free Market – Value Add & Retail Repositioning.** 232 East 58th Street represents a true value-add & retail repositioning opportunity. The asset consists of four units: a ±2,000 SF ground-floor retail space currently leased significantly below market, a full-floor boutique office, and two free market residential units – both of which can be converted to 2BR layouts to increase cash flow. Statutorily exempt from rent stabilization, the building is 100% free market, providing for immediate upside. Additionally, floors 2 & 3 will be delivered vacant upon sale, providing for immediate business plan execution upon acquisition.
- **Multiple Investment Strategies.** 232 East 58th Street features multiple investment strategies, including, but not limited to: converting the office floor to residential to capture historically strong rental demand, transitioning the asset into protected Tax Class 2A status, repositioning the under-market retail as the current term nears expiration, potential end-user occupancy of the restaurant, and executing a value-add business plan through cosmetic renovations to increase cash flow significantly.
- **Unrivaled Location.** Positioned just off the corner of East 58th Street and 2nd Avenue, 232 East 58th Street sits on a quiet, tree-lined block at the nexus of Midtown East and the Upper East Side—two of Manhattan’s most affluent and high-demand neighborhoods. The property is surrounded by high-end national retailers, luxury condo towers, and ongoing residential development, forming a dense live-work-play ecosystem. With direct access to the 4/5/6, N/R/W, F, and Q subway lines, the Queensboro Bridge, and major bus routes, the location offers unrivaled connectivity to the entire city. Resultantly, high profile renters and retailers are eager to pay a premium for all this area has to offer.

LISTING METRICS

4 TOTAL UNITS	4,760 TOTAL SQUARE FEET	100% FREE MARKET	
3,240 AVAILABLE AIR RIGHTS	7.8% PRO FORMA CAP RATE	4 TAX CLASS	
			NEARBY TRANSPORTATION

An aerial, high-angle photograph of New York City, showing the Hudson River on the left, the dense urban grid of Manhattan, and the Central Park green space in the lower center. The image is in grayscale and has a dark, moody atmosphere.

FINANCIAL ANALYSIS

Marcus & Millichap
NYM GROUP

NEWYORKMULTIFAMILY.COM

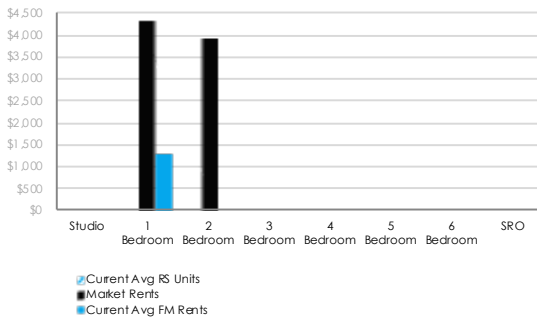
FINANCIAL OVERVIEW

\$3,995,000

OFFERING PRICE

PRICE PER SQUARE FOOT	\$839
PRICE PER UNIT	\$998,750
TOTAL SQUARE FEET	4,760
TOTAL UNITS	4
PRO FORMA CAP RATE	7.8%
PRO FORMA GRM	9.4

UPSIDE ANALYSIS



4,760
SQUARE FEET



GROSS TOTAL SF

\$/SF

INCOME	CURRENT	PRO FORMA
Gross Potential Residential Rent	\$30,000	\$144,000
Gross Potential Commercial Rent	\$168,000	\$279,000
Other Income	\$1,680	\$1,680
Gross Income	\$199,680	\$424,680
Vacancy/Collection Loss	(\$900)	(\$12,740)
Effective Gross Income	\$198,780	\$411,940
Average Residential Rent/Month/Unit	\$1,250	\$6,000

EXPENSES	CURRENT	PRO FORMA
Property Taxes <i>Tax Class: 4 Actual</i>	\$71,372	\$73,513
Fuel - Oil #2	\$3,600	\$3,708
Insurance	\$5,250	\$5,408
Water and Sewer	\$1,900	\$1,957
Repairs and Maintenance	\$3,000	\$3,090
Common Electric	\$1,190	\$1,226
Super Salary	\$5,000	\$5,150
Management Fee	\$5,963	\$6,142
Total Expenses	\$97,275	\$100,194
Net Operating Income	\$101,505	\$311,746

SCHEDULE OF INCOME

UNIT BREAKDOWN	TOTAL	% OF TOTAL	RENT
Studio	0	0%	\$0
1 Bedroom	2	100%	\$1,250
2 Bedroom	0	0%	\$0
3 Bedroom	0	0%	\$0
4 Bedroom	0	0%	\$0
5 Bedroom	0	0%	\$0
6 Bedroom	0	0%	\$0

RENT ROLL

232 East 58th Street

COMMERCIAL RENT

UNIT	TENANT NAME	NOTES	LEASE START	SF	EXPIRATION	ACTUAL	PRO FORMA	MARKET RENT	\$/PSF
Restaurant *	CHOLA Coastal Indian Cuisine	COVID Discounted Rent - Former Rent \$19K/mo - Pays 60% of RET Increases over Base Year - Pays for own Water Usage - Pro Forma is Projected Rent	Nov-17	2,000	Nov-27	\$14,000	\$17,500	\$20,750	\$105
Fl 2 Office**	Studio Charlie Bennett NYC	Food Photography Studio - Delivered Vacant - Unit Can be Converted to Residential Use		900	Feb-26	\$0	\$5,750	\$5,000	\$77
MONTHLY COMMERCIAL REVENUE				2,900		\$14,000	\$23,250	\$25,750	

RESIDENTIAL RENT

UNIT#	STATUS	NOTES	BEDROOMS	ROOMS	SF	EXPIRATION	ACTUAL	PRO FORMA
Fl 3	FM	Floor Through Apt - Apt Can be Converted to Large 2BR/ Small 3 BR - Vacant	1 Bedroom	3	900		\$0	\$6,000
Fl 4	FM	Floor Through Apt - Apt Can be Converted to Large 2BR/ Small 3 BR	1 Bedroom	3	900	Jul-26	\$2,500	\$6,000
MONTHLY RESIDENTIAL REVENUE			2	6	1,800		\$2,500	\$12,000
ANNUAL RESIDENTIAL REVENUE							\$30,000	\$144,000
ANNUAL COMMERCIAL REVENUE							\$168,000	\$279,000
TOTAL ANNUAL REVENUE							ACTUAL \$198,000	PRO FORMA \$423,000

Notes

There are 4 total units.
 * The Restaurant is Currently on a COVID Discount Paying Below Market Rent. Market Rent is \$125/sf
 ** The 2nd Floor Office Can be Converted to Residential

INCOME & EXPENSE ANALYSIS

232 East 58th Street

GROSS POTENTIAL INCOME

	ACTUAL			PRO FORMA		
		% EGI	\$/UNIT		% EGI	\$/UNIT
Gross Potential Residential Rent	\$30,000	15%	\$15,000	\$144,000	34%	\$72,000
Gross Potential Commercial Rent	\$168,000	84%	\$84,000	\$279,000	66%	\$139,500
Commercial Tax Reimbursements	\$1,680	1%	\$840	\$1,680	0%	\$840
Gross Income	\$199,680		\$49,920	\$424,680		\$106,170
Vacancy/Collection Loss	(\$900)	3%	(\$225)	(\$12,740)	3%	(\$3,185)
Effective Gross Income	\$198,780		\$49,695	\$411,940		\$102,985
Average Residential Rent/Month/Unit	\$1,250			\$6,000		

EXPENSES

Property Taxes	Tax Class: 4	Actual	\$71,372	36%	\$17,843	\$73,513	18%	\$18,378
Fuel - Oil #2		Projected	\$3,600	2%	\$900	\$3,708	1%	\$927
Insurance		Projected	\$5,250	3%	\$1,313	\$5,408	1%	\$1,352
Water and Sewer		Projected	\$1,900	1%	\$475	\$1,957	0%	\$489
Repairs and Maintenance		Projected	\$3,000	2%	\$750	\$3,090	1%	\$773
Common Electric		Projected	\$1,190	0.6%	\$0.25	\$1,226	0.3%	\$0.26
Super Salary		Projected	\$5,000	3%	\$1,250	\$5,150	1%	\$1,288
Management Fee		Projected	\$5,963	3%	\$1,491	\$6,142	3%	\$1,536
Total Expenses			\$97,275	49%	\$24,319	\$100,194	24%	\$25,048
Net Operating Income			\$101,505			\$311,746		


LEASE STATUS MIX

UNIT BREAKDOWN	% OF TOTAL	RENT	TOTAL	AVG. RENT
Total Units	--	\$16,500	4	\$4,125
Total RS Units	0%	\$0	0	\$0
Total RS - TE Units	0%	\$0	0	\$0
Total RC Units	0%	\$0	0	\$0
Total FM Units	100%	\$2,500	2	\$1,250
Total Commercial	50%	\$14,000	2	\$7,000

RENTAL ANALYSIS BY UNIT TYPE

TYPE	% OF TOTAL	RENT	TOTAL	AVG. RENT
Studio	0%	\$0	0	\$0
1 Bedroom	100%	\$2,500	2	\$1,250
2 Bedroom	0%	\$0	0	\$0
3 Bedroom	0%	\$0	0	\$0
4 Bedroom	0%	\$0	0	\$0
5 Bedroom	0%	\$0	0	\$0
6 Bedroom	0%	\$0	0	\$0
SRO	0%	\$0	0	\$0

UPSIDE ANALYSIS



AVERAGE RENT PER MONTH

\$1,250

PERCENT FAIR MARKET



An aerial, high-angle photograph of New York City, showing the dense urban grid, Central Park, and the Hudson River. The image is in grayscale and has a dark, moody atmosphere. The text is overlaid on the left side of the image.

PROPERTY DESCRIPTION

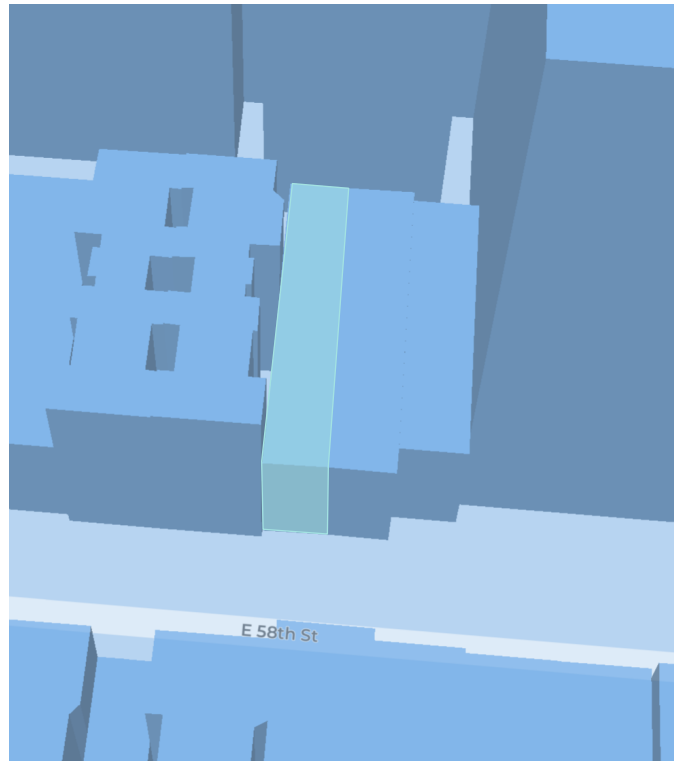
Marcus & Millichap
NYM GROUP

NEWYORKMULTIFAMILY.COM

PROPERTY DESCRIPTION

232 East 58th Street

Neighborhood	Central Midtown
Borough	Manhattan
Block & Lot	1331 – 33
Lot Dimensions	20' X 100.42'
Lot SF	2,008
Building Dimensions	20' X 100'
Approximate Building SF	4,760
Zoning	R8B
Max Far	4.00
Available Air Rights	3,240
Landmark District	None
Historic District	None
Annual Tax Bill	\$71,372
Tax Class	4



TAX MAP



PROPERTY PHOTOS - EXTERIORS



232
East 58th Street

This information has been secured from sources we believe to be reliable, but we make no representations or warranties, expressed or implied, as to the accuracy of the information. References to square footage or age are approximate. Buyer must verify the information and bears all risk for any inaccuracies. Institutional Property Advisors, IPA, and Marcus & Millichap are service marks of Marcus & Millichap Real Estate Investment Services, Inc. © 2018 Marcus & Millichap All rights reserved.

Marcus & Millichap
NYM GROUP



NON-ENDORSEMENT AND DISCLAIMER NOTICE

CONFIDENTIALITY AND DISCLAIMER

The information contained in the following Marketing Brochure is proprietary and strictly confidential. It is intended to be reviewed only by the party receiving it from Marcus & Millichap and should not be made available to any other person or entity without the written consent of Marcus & Millichap. This Marketing Brochure has been prepared to provide summary, unverified information to prospective purchasers, and to establish only a preliminary level of interest in the subject property. The information contained herein is not a substitute for a thorough due diligence investigation. Marcus & Millichap has not made any investigation, and makes no warranty or representation, with respect to the income or expenses for the subject property, the future projected financial performance of the property, the size and square footage of the property and improvements, the presence or absence of contaminating substances, PCB's or asbestos, the compliance with State and Federal regulations, the physical condition of the improvements thereon, or the financial condition or business prospects of any tenant, or any tenant's plans or intentions to continue its occupancy of the subject property. The information contained in this Marketing Brochure has been obtained from sources we believe to be reliable; however, Marcus & Millichap has not verified, and will not verify, any of the information contained herein, nor has Marcus & Millichap conducted any investigation regarding these matters and makes no warranty or representation whatsoever regarding the accuracy or completeness of the information provided. All potential buyers must take appropriate measures to verify all of the information set forth herein. Marcus & Millichap is a service mark of Marcus & Millichap Real Estate Investment Services, Inc. © 2021 Marcus & Millichap. All rights reserved.

THIS IS A BROKER PRICE OPINION OR COMPARATIVE MARKET ANALYSIS OF VALUE AND SHOULD NOT BE CONSIDERED AN APPRAISAL. This information has been secured from sources we believe to be reliable, but we make no representations or warranties, express or implied, as to the accuracy of the information. References to square footage or age are approximate. Buyer must verify the information and bears all risk for any inaccuracies. Marcus & Millichap is a service mark of Marcus & Millichap Real Estate Investment Services, Inc. © 2021 Marcus & Millichap. All rights reserved.

SPECIAL COVID-19 NOTICE

All potential buyers are strongly advised to take advantage of their opportunities and obligations to conduct thorough due diligence and seek expert opinions as they may deem necessary, especially given the unpredictable changes resulting from the continuing COVID-19 pandemic. Marcus & Millichap has not been retained to perform, and cannot conduct, due diligence on behalf of any prospective purchaser. Marcus & Millichap's principal expertise is in marketing investment properties and acting as intermediaries between buyers and sellers. Marcus & Millichap and its investment professionals cannot and will not act as lawyers, accountants, contractors, or engineers. All potential buyers are admonished and advised to engage other professionals on legal issues, tax, regulatory, financial, and accounting matters, and for questions involving the property's physical condition or financial outlook. Projections and pro forma financial statements are not guarantees and, given the potential volatility created by COVID-19, all potential buyers should be comfortable with and rely solely on their own projections, analyses, and decision-making.

NON-ENDORSEMENT NOTICE

Marcus & Millichap is not affiliated with, sponsored by, or endorsed by any commercial tenant or lessee identified in this marketing package. The presence of any corporation's logo or name is not intended to indicate or imply affiliation with, or sponsorship or endorsement by, said corporation of Marcus & Millichap, its affiliates or subsidiaries, or any agent, product, service, or commercial listing of Marcus & Millichap, and is solely included for the purpose of providing tenant lessee information about this listing to prospective customers.

NEW YORK FAIR HOUSING NOTICE

https://www.dos.ny.gov/licensing/docs/FairHousingNotice_new.pdf

ALL PROPERTY SHOWINGS ARE BY APPOINTMENT ONLY.

PLEASE CONSULT YOUR MARCUS & MILLICHAP AGENT FOR MORE DETAILS.

Broker of Record

John Horowitz

(212) 430-5260

Activity ID:

232

East 58th Street

M I D T O W N E A S T , N E W Y O R K

New York Multifamily Team:

Joe Koicim

Executive Managing Director
(212) 430-5147
jkoicim@mmreis.com

Peter Dodge

Senior Associate
(212) 430-5231
pdodge@mmreis.com

Marcus & Millichap
NYM GROUP

260 Madison Avenue, 5th Floor | New York, New York 10016

www.newyorkmultifamily.com