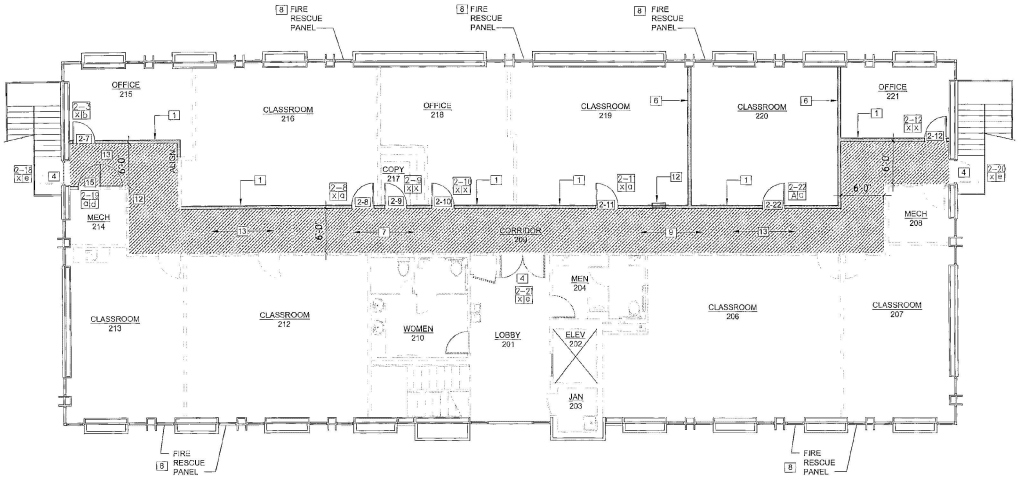

NORTH

2 SECOND FLOOR NEW CONSTRUCTION PLAN

SCALE: 1/8" = 1'-0"

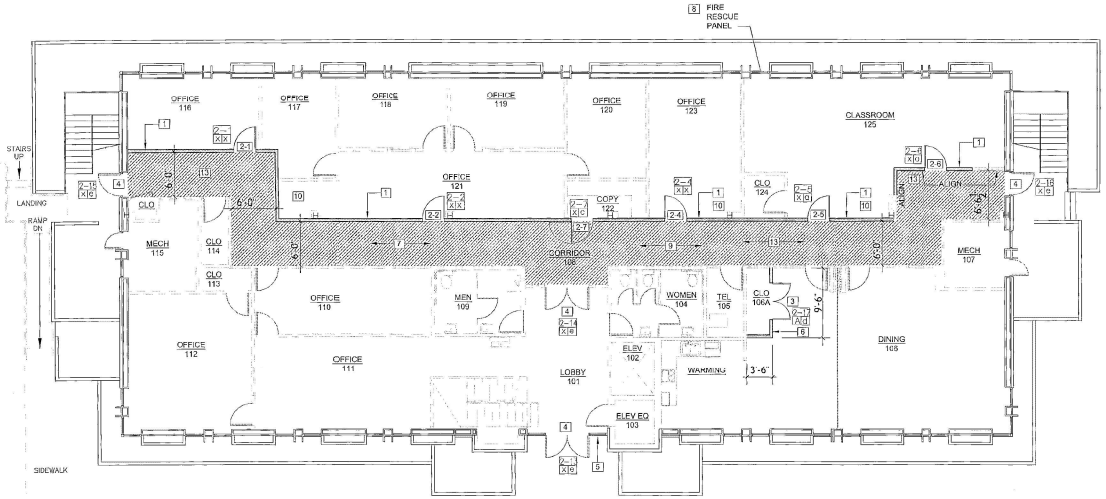

NORTH

1 FIRST FLOOR NEW CONSTRUCTION PLAN

SCALE: 1/8" = 1'-0"

GENERAL CONSTRUCTION NOTES

1. TYPICAL DIMENSIONS ARE TO FINISH FACE OF PARTITION UNLESS OTHERWISE NOTED.
2. ALL WALLS SHALL BE BUILDING STANDARD INTERIOR DRYWALL PARTITIONS, UNLESS OTHERWISE NOTED.
3. ALL PARTITIONS (INCLUDING ALL EXISTING PARTITIONS TO REMAIN) AT EGRESS CORRIDORS SHALL HAVE A (1) HOUR FIRE RATING.
4. WHERE NEW PARTITION ALIGNS WITH THE FACE OF AN EXISTING FURRED COLUMN OR PARTITION, REMOVE CORNER BEAD, TAPE AND SPACKLE NEW PARTITION TO EXISTING GYPSUM BOARD.
5. ALL EXISTING WALL SURFACES AND PARTITIONS TO REMAIN SHALL BE PATCHED, SPACKLED AND SANDED SMOOTH SO AS NOT TO LEAVE ANY EVIDENCE OF DEMOLITION OR REPAIR WORK. PREPARE SURFACES FOR NEW FINISHES AS REQUIRED.
6. PROVIDE RECESSED FIRE EXTINGUISHER CABINETS, SMOKE DETECTORS, FIRE STROBES, AND ALL OTHER LIFE SAFETY DEVICES AS REQUIRED BY CODE. PROVIDE DRAWING SHOWING NUMBER, LOCATION, AND SPECIFICATION OF SUCH DEVICES FOR ARCHITECT'S REVIEW & COORDINATION PRIOR TO FRAMING OF WALLS.
7. ALL DOORS, FRAMES AND HARDWARE SHALL BE BUILDING STANDARD, U.O.N.
8. DOORS SHALL OPERATE FREELY WITHOUT BINDING.
9. DOOR FRAMES SHALL BE SECURED RIGIDLY IN PLACE AND BRACED TO FLOOR AND STRUCTURE ABOVE TO PREVENT BREAK OUT TO PARTITIONS.
10. DOOR UNDERCUTS SHALL BE KEPT TO A MINIMAL DIMENSION AND SHALL BE UNIFORM THROUGHOUT PROJECT, UNLESS OTHERWISE NOTED.
11. ALL DOORS TO RECEIVE BUILDING STANDARD DOME DOOR STOP – MATCH EXIST FINISH.

GENERAL FINISH NOTES

1. CONTRACTOR SHALL PROVIDE ALL INTERIOR FINISHES AS SPECIFIED HEREIN. GC SHALL NOTIFY ARCHITECT OF ANY DISCREPANCIES OR OMISSIONS PRIOR TO PROCEEDING WITH WORK.
2. ALL INTERIOR FINISHES SHALL HAVE A CLASS A FLAME SPREAD RATING OR BETTER.
3. CONTRACTOR SHALL BE SOLELY RESPONSIBLE FOR THE ACCURACY OF ALL MEASUREMENTS AND TOTAL YARDAGE REQUIREMENTS TO BE FURNISHED. NO REQUESTS FOR MATERIALS OR INSTALLATION EXTRAS WILL BE CONSIDERED DUE TO MEASUREMENT OR TAKEOFF ERRORS BY CONTRACTOR.
4. CONTRACTOR SHALL PRE-PLAN CARPET SEAMING SO AS TO PROVIDE UNIFORM DIRECTION OF PATTERN AND LAY OF PILE. LOCATION OF SEAMS SHALL BE CENTERED UNDER DOORS AND WITHOUT SEAMS IN THE DIRECTION OF TRAVEL.
5. PROVIDE RUBBER TRANSITION STRIPS AT ALL VCT/ CPT TRANSITIONS. COLOUR SHALL MATCH EITHER ADJACENT FLOOR FINISH.
6. PROVIDE CEMENTITIOUS BACKER BOARD AT ALL TILE INSTALLATIONS. PROVIDE MOISTURE-RESISTANT GYPSUM BACKING BOARD WHERE USED AS SUBSTRATE FOR MATERIALS OTHER THAN TILE, I.E. WHERE EPOXY PAINT OR OTHER FINISH MATERIALS ARE SPECIFIED FOR WALLS IN BATHROOMS.

DOOR LEGEND

202 — DOOR NUMBER
A18 — DOOR HARDWARE
DOOR TYPE

ALL EXISTING DOORS AND HARDWARE TO BE REUSED SHALL BE CLEANED AND PUT IN GOOD WORKING ORDER TO MAKE AS NEW. REPLACE ALL DOORS AND HARDWARE BEYOND FEASIBLE REPAIR.

DOOR TYPE LEGEND

A – FLUSH DOOR, MATCH EXISTING

B – (20) MINUTE RATED ENTRY DOOR & FRAME ASSEMBLY

X – EXISTING DOOR TO REMAIN OR RELOCATE

DOOR HARDWARE LEGEND

ALL DOOR HANDLES SHALL BE LEVER STYLE TO MEET FLORIDA ACCESSIBILITY CODE. ALL HARDWARE SHALL BE UNLOCKED IN THE DIRECTION OF EGRESS, REGARDLESS OF OTHER LOCK FUNCTIONS. MATCH EXIST LEVER STYLE, MFR & FINISH.

a – LOCK SET (CLASSROOM FUNCTION)

b – LOCK SET (ENTRY FUNCTION) & RATED CLOSER

c – LATCH SET & CLOSER

d – LOCK SET (STORAGE FUNCTION) & CLOSER

x – EXISTING HARDWARE TO REMAIN

RESCUE WINDOW

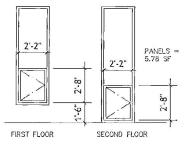

FIRE RESCUE PANELS MUST BE OPERABLE FROM THE INSIDE WITHOUT THE USE OF TOOLS. PANELS MUST BE MIN. 20" WIDE, 24" TALL AND 5.7 SF IN AREA AND A MIN OF 44" FROM FINISH FLOOR TO THE BOTTOM OF THE OPENING. DESIGNED FOR 110 MPH WIND LOAD.

0 NEW CONSTRUCTION KEYNOTES

1	NEW SMOKE PARTITION - SEE DETAIL 2 / A.4
2	RELOCATED DOOR, REFINISH DOOR IF NECESSARY, EXISTING HARDWARE TO REMAIN WHERE INDICATED. PROVIDE NEW FRAME TO MATCH EXISTING BUILDING STANDARD. SEE DEMOLITION PLAN AND NOTES ON SHEET A.1 FOR DETAILED RELOCATION NOTES. ALL RELOCATED DOORS ARE 20 MINUTE FOR USE IN NEW SMOKE PARTITION. 2-1 RELOCATED TO OFFICE 116, EXISTING OFFICE LOCKSET 2-2 RELOCATED TO OFFICE 121, EXISTING PASSAGE LOCKSET 2-3 RELOCATED TO OFFICE 215, NEW OFFICE LOCKSET 2-4 RELOCATED TO OFFICE 123, EXISTING OFFICE LOCKSET 2-5 RELOCATED TO CLASSROOM 125, NEW CLASSROOM LOCKSET 2-6 RELOCATED TO CLASSROOM 125, NEW CLASSROOM LOCKSET 2-7 RELOCATED TO COPY 122, EXISTING LATCHSET - 180° SWING 2-8 RELOCATED TO CLASSROOM 216, NEW CLASSROOM LOCKSET 2-9 RELOCATED TO COPY 217, EXISTING LATCHSET 2-10 RELOCATED TO OFFICE 218, EXISTING OFFICE LOCKSET 2-11 RELOCATED TO CLASSROOM 219, NEW CLASSROOM LOCKSET 2-12 RELOCATED TO OFFICE 221, EXISTING OFFICE LOCKSET
3	NEW DOOR: PAIR- 3'-0" x 7'-0" WOOD DOOR TO MATCH BUILDING STANDARD IN HOLLOW METAL FRAME, STORAGE LOCKSET.
4	PROVIDE NEW PANIC OR FIRE EXIT HARDWARE AT EXISTING DOOR.
5	PROVIDE SIGNAGE AT ENTRY DOOR PER STATUTE 633.027 (BUILDINGS WITH LIGHT FRAME TRUSS-TYPE CONSTRUCTION.
6	NEW NON-RATED PARTITION - 3-5/8" METAL STUD WITH ½" GYP BOARD ON EACH SIDE TO BOTTOM OF EXISTING CEILING / GRID. SEE DETAIL 1/A.4
7	NEW CARPET IN CORRIDORS 109 & 209.
8	NEW FIRE RESCUE WINDOW PANEL. SEE DETAIL THIS SHEET
9	RELOCATE CORRIDOR LIGHTS TO CENTER OF NEW CORRIDOR.
10	RELOCATE DISPLACED LIGHTS, HVAC FIXTURES, ETC. THIS AREA. FIELD LOCATE.
11	NEW 3'-0" x 7'-0" DOOR WITH 180 DEGREE SWING, CLASSROOM LATCHSET.
12	RELOCATE ELECTRICAL PANEL 'C'.
13	NEW 'SOLID-MEMBRANE' SMOKE PARTITION CEILING IN CORRIDOR (AREA INDICATED BY HATCHING)
14	RELOCATE ALL FIXTURES ASSOCIATED WITH DEMOLISHED CORRIDOR WALL TO NEW CORRIDOR WALL.
15	NEW 3'-0" x 7'-0" WITH STORAGE LOCK SET AND 180° SWING.

WALL TYPE LEGEND

EXISTING PARTITION TO BE DEMOLISHED

EXISTING NON-RATED PARTITION

EXISTING 1 HOUR RATED PARTITION (NOT ALL EXISTING RATED PARTITIONS MAY BE INDICATED)

NEW PARTITION - NON-RATED METAL STUD

NEW SMOKE PARTITION

OBARRIO ARCHITECTURE INC.
15 W CHURCH STREET, SUITE 201
ORLANDO, FL 32801 PH: 407.653.3153 FX: 407.490.3736
www.obarrioarchitecture.com

REVISION / SUBMISSION

issued: PERMIT 15 MAR 2010

revised:

PROJECT INFORMATION

PACE

445 N. WYMORE ROAD

address: 445 N. WYMORE ROAD
WINTER PARK, FLORIDA
32789

project number: 2009 - 49

ARCHITECT SEAL / SIGNATURE
FLORIDA LICENSE # AR0017725

SHEET INFORMATION

title: NEW CONSTRUCTION FLOOR PLANS & NOTES

drawn: JLP

reviewed: OB / RG

date: 15 MAR 2010

issued: PS-A.3

sheet usage: PACE-FLOOR

sheet number: A.3

10-616
CITY OF WINTER PARK
BUILDING DIVISION
MAR 30 2010