

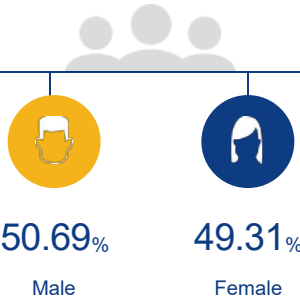
# People



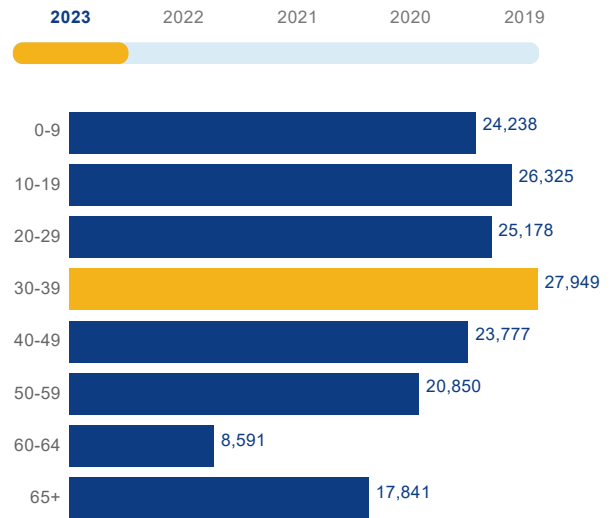
The total population of Jurupa Valley is 174,749. The median age is 33.14

## 174,749

Total Population



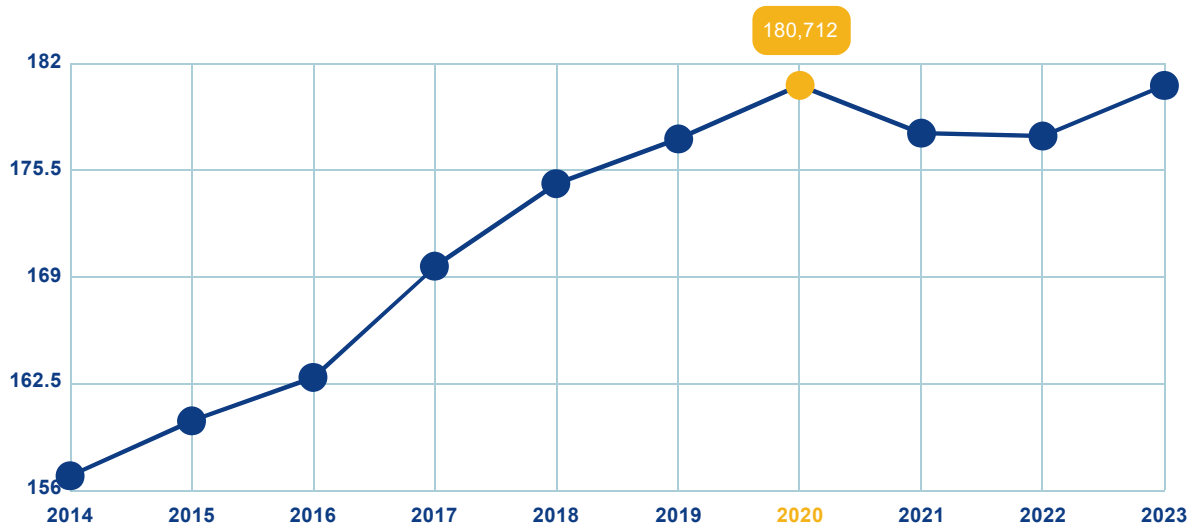
### Age Distribution



### Median Age

## 33

### Population Growth (in thousands)



## Educational Attainment



34.71% of the population in Jurupa Valley have an associate's degree or higher. 79.94% have a high school degree or higher.



< Grade 9  
**11.31%**



Grade 9-12  
**8.75%**



High School  
**25.98%**



Some College  
**19.25%**



Assoc Degree  
**7.89%**



Bach Degree  
**18.78%**



Grad Degree  
**8.04%**



offer associate's Degree or Certificate



offer Bachelor's Degree or Higher

# Labor Force



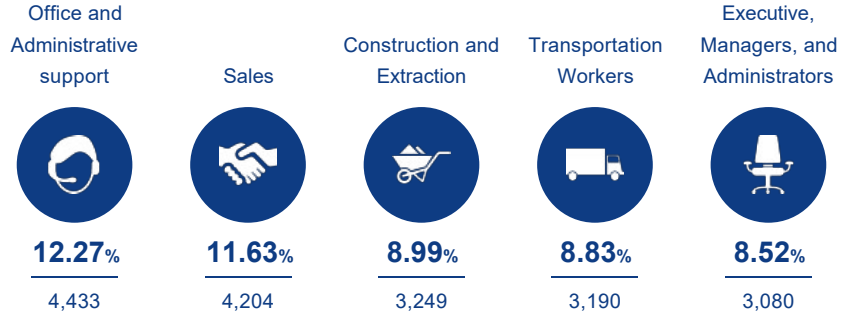
Jurupa Valley has a labor force of 90,008 people.

# 90,008

Labor Force

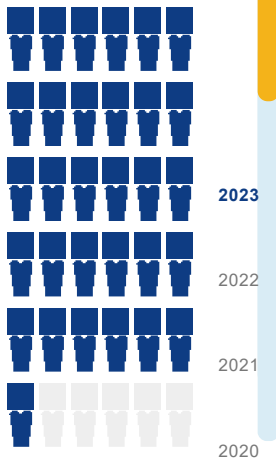
## Talent

What are the largest job counts by occupation?



Total Employees

# 36,140



The work distribution of total employees in Jurupa Valley is:



Total Establishments

# 4,564



## Businesses and Jobs



Jurupa Valley has a total of 4,564 businesses.

How many employees do businesses in Jurupa Valley have?



1-4 Employees	70.68%
5-9 Employees	17.4%
10-19 Employees	5.94%
20-49 Employees	3.05%
50-99 Employees	1.97%
100+ Employees	0.97%

## Income and Spending



Households in Jurupa Valley earn a median yearly income of \$111,745. 55.09% of the households earn more than the national average each year. Household expenditures average \$93,328 per year. The majority of earnings get spent on Shelter, Transportation, Food and Beverages, Health Care, and Utilities.



**\$111,745**

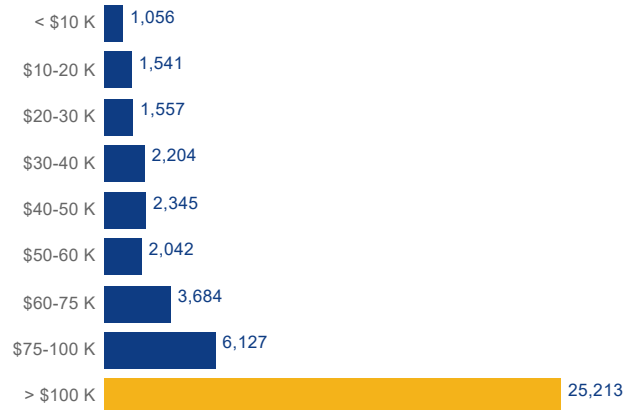
Median Household Income

**24%** more than the county

**13%** more than the state

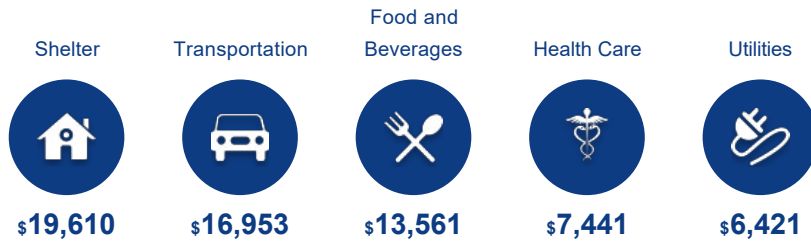
**41%** more than the nation

Income Distribution



How do people spend most of their money?

PER HOUSEHOLD



**\$93,328**

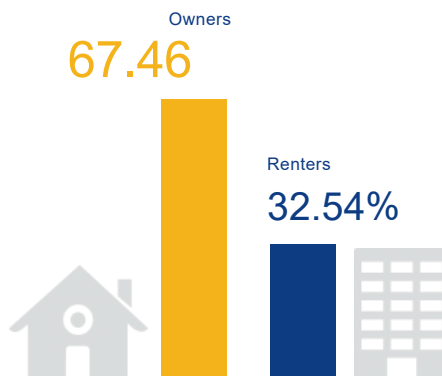
Median Household Expenditure

## Housing



There are 35% more households who own their homes than there are renters.

Owners vs. Renters



## Transportation



Jurupa Valley is served by 26 airports within 50 miles.



0 min

Commute Travel Time



2 + 26 (+50 miles)

Airports in Community



0 miles

Distance to Interstate



0

Distance to Freight Rail

## Taxes



Top State Corporate Income Tax

8.84%

Top State Corporate Capital Gains Tax

8.84%

Top State Personal Income Tax

13.3%

Top State Personal Capital Gains Tax

13.3%

State Sales Tax

7.25%