

OFFICE/FLEX FOR LEASE CATON 95 OFFICE PARK

1501 - 1531 S. Edgewood St., Baltimore, MD 21227

Available: 2,032 - 4,536 SF

LEE & ASSOCIATES
COMMERCIAL REAL ESTATE SERVICES

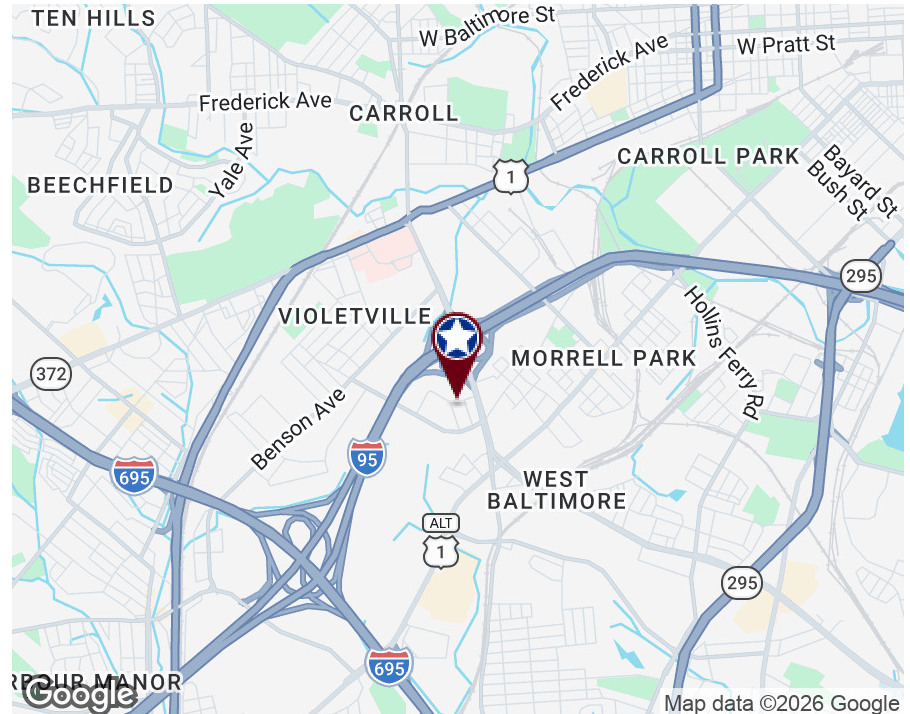


LISTING DATA

AVAILABLE SF: 2,030 - 4,536 SF

PROPERTY HIGHLIGHTS

- Caton 95 Office Park consist of three single story office buildings totaling 47,378 sf
- Direct suite entry for all suites
- Hub Zone
- Zone: OIC
- 15' Clear
- All spaces are separately metered with direct HVAC controls
- Conveniently located at Caton Avenue and I-95
- MTA Access
- \$18.25 plus utilities and janitorial



Kate Jordan, SIOR
Principal
410.336.5314
kjordan@lee-associates.com

Marley Black, SIOR
Principal
443.741.4050
mblack@lee-associates.com

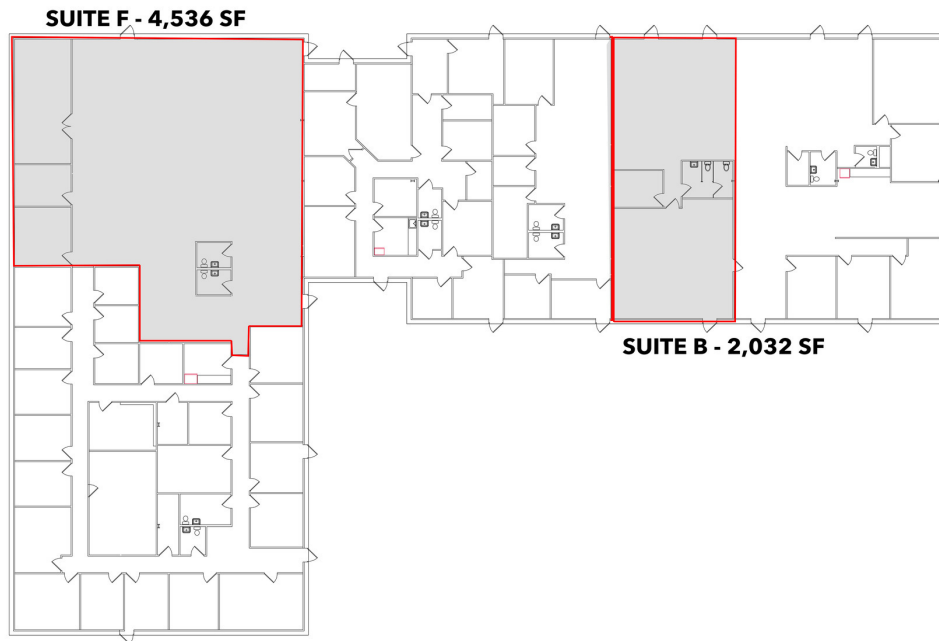
All information furnished regarding property for sale, rental or financing is from sources deemed reliable, but no warranty or representation is made to the accuracy thereof and same is submitted to errors, omissions, change of price, rental or other conditions prior to sale, lease or financing or withdrawal without notice. No liability of any kind is to be imposed on the broker herein.

OFFICE/FLEX FOR LEASE
CATON 95 OFFICE PARK

1501 - 1531 S. Edgewood St., Baltimore, MD 21227

Available: 2,030 - 4,536 SF

BLDG. 1501



SUITE	SIZE (SF)	LEASE TYPE	LEASE RATE
1501 S Edgewood Suite B	2,032 SF	Modified Gross	\$18.25 SF/yr
1501 S Edgewood Suite F	4,536 SF	Modified Gross	\$18.25 SF/yr

Kate Jordan, SIOR
Principal
410.336.5314
kjordan@lee-associates.com

Marley Black, SIOR
Principal
443.741.4050
mblack@lee-associates.com

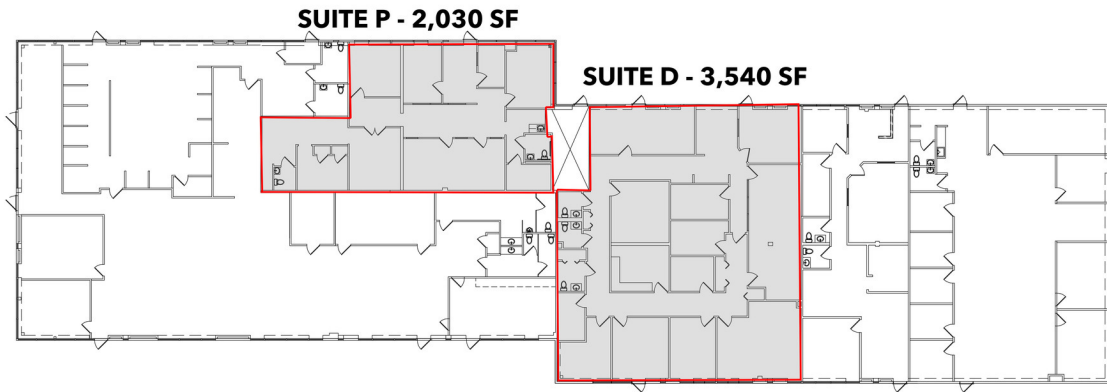
All information furnished regarding property for sale, rental or financing is from sources deemed reliable, but no warranty or representation is made to the accuracy thereof and same is submitted to errors, omissions, change of price, rental or other conditions prior to sale, lease or financing or withdrawal without notice. No liability of any kind is to be imposed on the broker herein.

OFFICE/FLEX FOR LEASE CATON 95 OFFICE PARK

1501 - 1531 S. Edgewood St., Baltimore, MD 21227

Available: 2,030 - 4,536 SF

BLDG. 1531



SUITE	SIZE (SF)	LEASE TYPE	LEASE RATE
1531 S Edgewood Suite D	3,540 SF	Modified Gross	\$18.25 SF/yr
1531 S Edgewood Suite P	2,030 SF	Modified Gross	\$18.25 SF/yr

Kate Jordan, SIOR
Principal
410.336.5314
kjordan@lee-associates.com

Marley Black, SIOR
Principal
443.741.4050
mblack@lee-associates.com

All information furnished regarding property for sale, rental or financing is from sources deemed reliable, but no warranty or representation is made to the accuracy thereof and same is submitted to errors, omissions, change of price, rental or other conditions prior to sale, lease or financing or withdrawal without notice. No liability of any kind is to be imposed on the broker herein.