

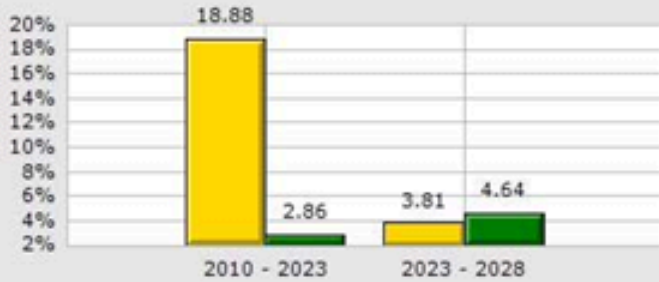
Warehouse

14305 E Broad St, Reynoldsburg, OH 43068

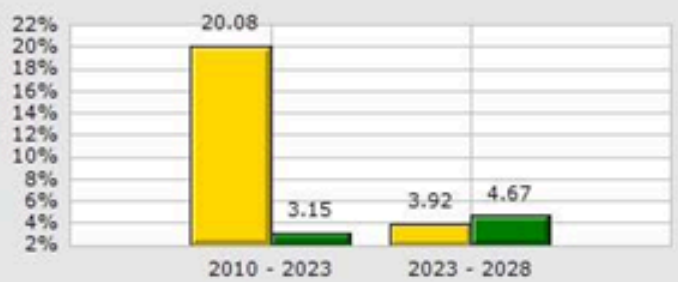
Type: Industrial/Warehouse
 County: Licking

1 Mile
 County

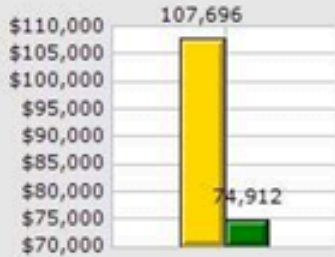
Population Growth



Household Growth



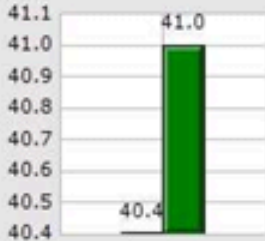
2023 Med Household Inc



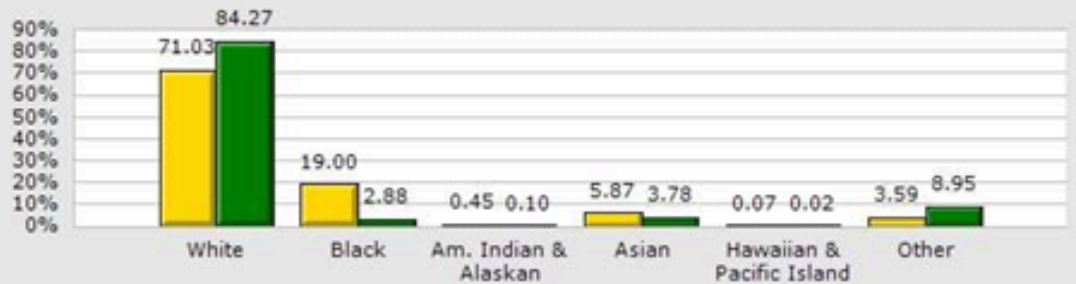
2023 Households by Household Income



2023 Median Age



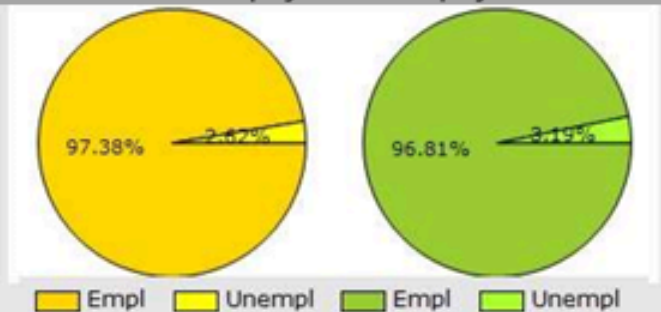
2023 Population by Race



2023 Renter vs. Owner



2023 Employed vs. Unemployed



Demographic Market Comparison Report

1 mile radius

Warehouse

14305 E Broad St, Reynoldsburg, OH 43068

Type: **Industrial/Warehouse**
 County: **Licking**

	1 Mile		County	
Population Growth				
Growth 2010 - 2023	18.88%		2.86%	
Growth 2023 - 2028	3.81%		4.64%	
Empl	2,305	97.38%	90,790	96.81%
Unempl	62	2.62%	2,996	3.19%
2023 Population by Race				
	4,259		183,628	
White	3,025	71.03%	154,750	84.27%
Black	809	19.00%	5,284	2.88%
Am. Indian & Alaskan	19	0.45%	180	0.10%
Asian	250	5.87%	6,945	3.78%
Hawaiian & Pacific Island	3	0.07%	37	0.02%
Other	153	3.59%	16,432	8.95%
Household Growth				
Growth 2010 - 2023	20.08%		3.15%	
Growth 2023 - 2028	3.92%		4.67%	
Renter Occupied	239	15.62%	19,534	27.66%
Owner Occupied	1,291	84.38%	51,083	72.34%
2023 Households by Household Income				
	1,531		70,617	
Income <\$25K	97	6.34%	10,658	15.09%
Income \$25K - \$50K	225	14.70%	11,424	16.18%
Income \$50K - \$75K	177	11.56%	13,267	18.79%
Income \$75K - \$100K	196	12.80%	9,433	13.36%
Income \$100K - \$125K	229	14.96%	9,030	12.79%
Income \$125K - \$150K	146	9.54%	6,067	8.59%
Income \$150K - \$200K	252	16.46%	5,889	8.34%
Income \$200K+	209	13.65%	4,849	6.87%
2023 Med Household Inc	\$107,696		\$74,912	
2023 Median Age	40.40		41.00	