

25 BOND STREET
HAVERHILL, MA

FOR LEASE
65,385 SF



FOR MORE INFORMATION CONTACT:

DAVE GILKIE, CCIM, SIOR
DGILKIE@RWHOLMES.COM
(508) 650-9905

R.W. HOLMES
COMMERCIAL REAL ESTATE

 **Atlantic**
CAPITAL PARTNERS™

PROPERTY OVERVIEW

Building Size	65,385 SF
Suite 1	43,785 SF
Suite 2	21,600 SF
Clear Height	Suite 1 - 21',4" - 16',5" Suite 2 - 22',6" - 15'
Cloumn Spacing	20' x 60'
Heating	Natural Gas
Sewer	City of Haverhill
Water	City of Haverhill
Power	2,000AMPS 120 - 208Y/120 3PH 4W



AVAILABILITY

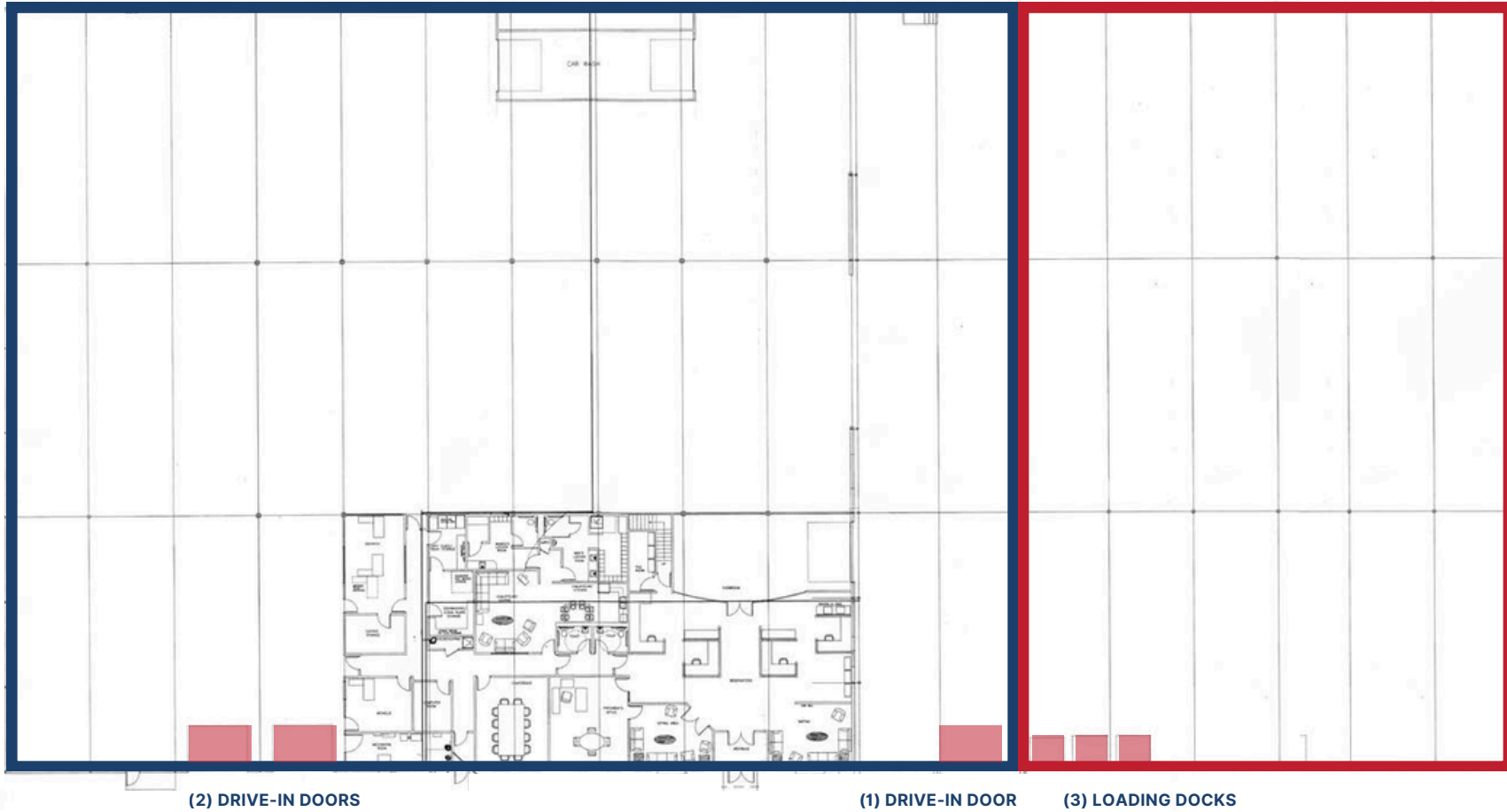
ENTIRE BUILDING AVAILABLE: **65,385 SF**

SUITE 1 43,785 SF

SUITE 2 21,600 SF



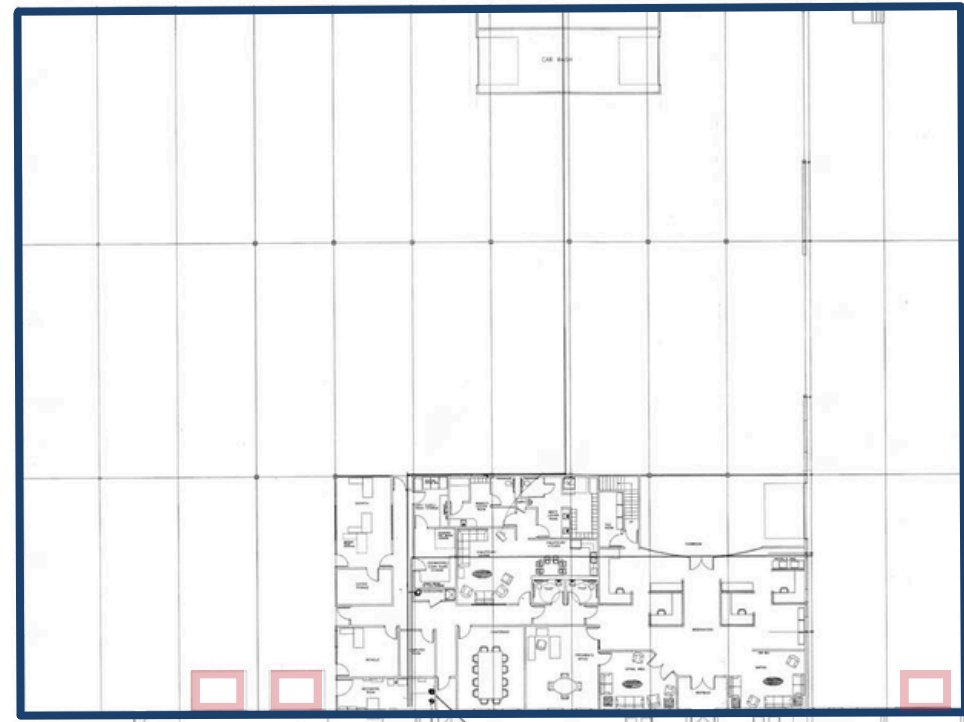

65,385 SF (TOTAL BUILDING AVILABLE)



SUITE 1 | 43,785 SF

SUITE 2 | 21,600 SF


SUITE 1 | 43,785 SF




(2) DRIVE-IN DOORS

MAIN ENTRY

(1) DRIVE-IN DOOR



SUITE 2 | 21,600 SF



(3) LOADING DOCKS



ACCESS FROM
25 BOND STREET

PORTSMOUTH

31 MILES

BOSTON

34 MILES

WORCESTER

56 MILES

PROVIDENCE

84 MILES



FOR MORE INFORMATION, PLEASE CONTACT:

DAVE GILKIE, CCIM, SIOR
DGILKIE@RWHOLMES.COM, (508)650-9905

All information furnished regarding property for sale, rental or other financing is from sources deemed reliable. No representation is made as to the accuracy thereof and is submitted subject to errors, omissions, change of price, rental or conditions, prior sale, lease or financing, or withdrawal without notice.

