

Thompson Farms
400+ Lots

Lone Tree
316 Lots

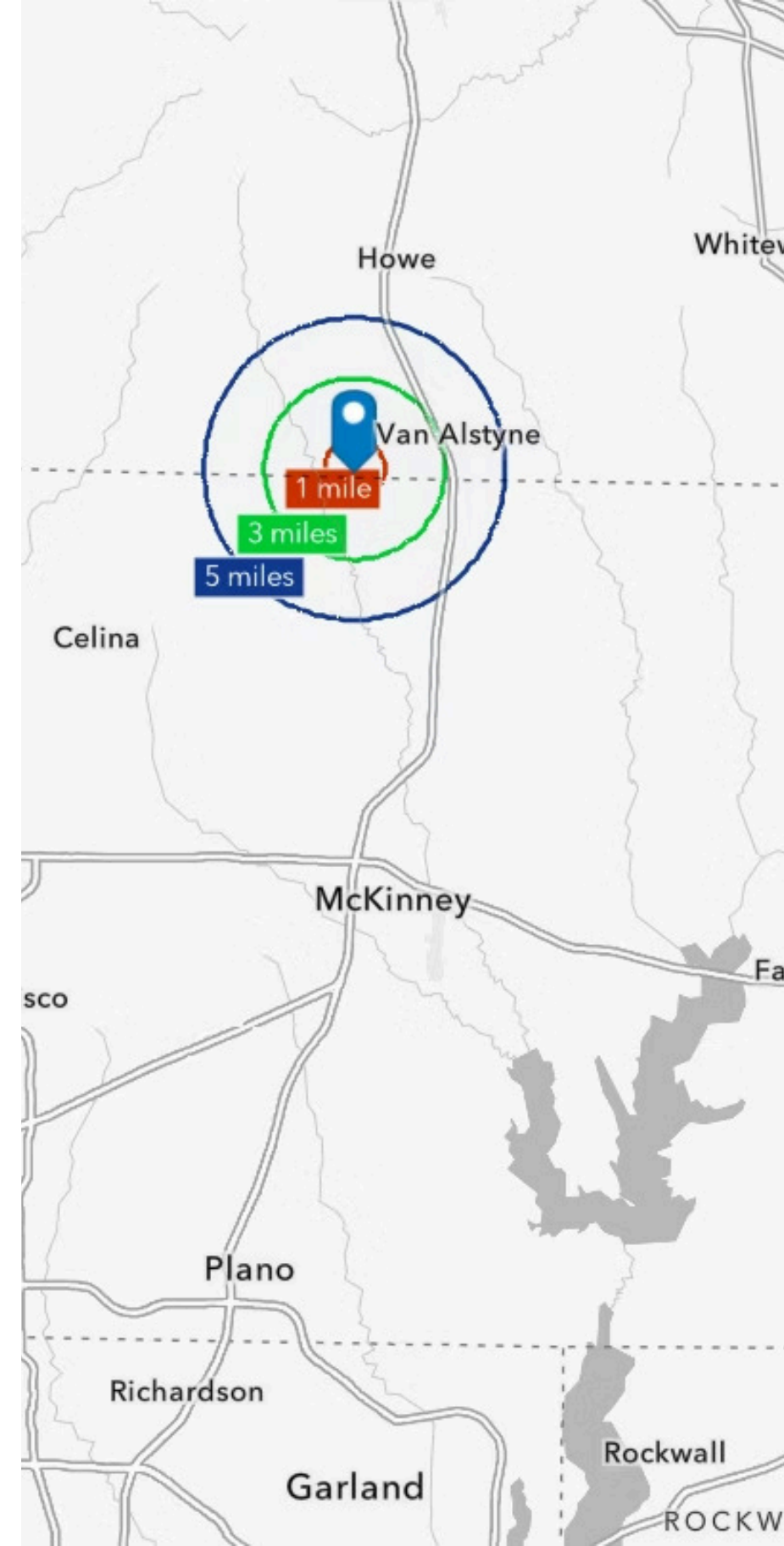


BRYAN HAGGARD
LAND GROUP

www.BryanHaggardLand.com

Investment Overview

Bryan Haggard Land Group ("BHLG") is pleased to present VA29, a premier ±29-acre development site in Van Alstyne, Texas. Strategically located at 1162 FM 3356, the property offers excellent access to FM 121 and U.S. Highway 75, placing it in the heart of one of North Texas' most rapidly expanding corridors. With water infrastructure in place and situated in the Van Alstyne ETJ, VA29 presents an outstanding opportunity for residential development. The site is ideally positioned between just North of the nation's fastest-growing communities—Anna and Melissa—and near the major semiconductor expansion hubs of Sherman.





Property Details

Gross Acres

±29 Acres

Location

1162 FM 3356, Van Alstyne, Texas

Zoning

Van Alstyne ETJ (No zoning restrictions)

Floodplain: None

School District: Van Alstyne ISD (A- Rated - [Niche.com](https://www.niche.com/schools/))

Utilities

The property is equipped with 6" and 8" water lines on FM 3356, and operates under Mustang SUD CCN for water services.

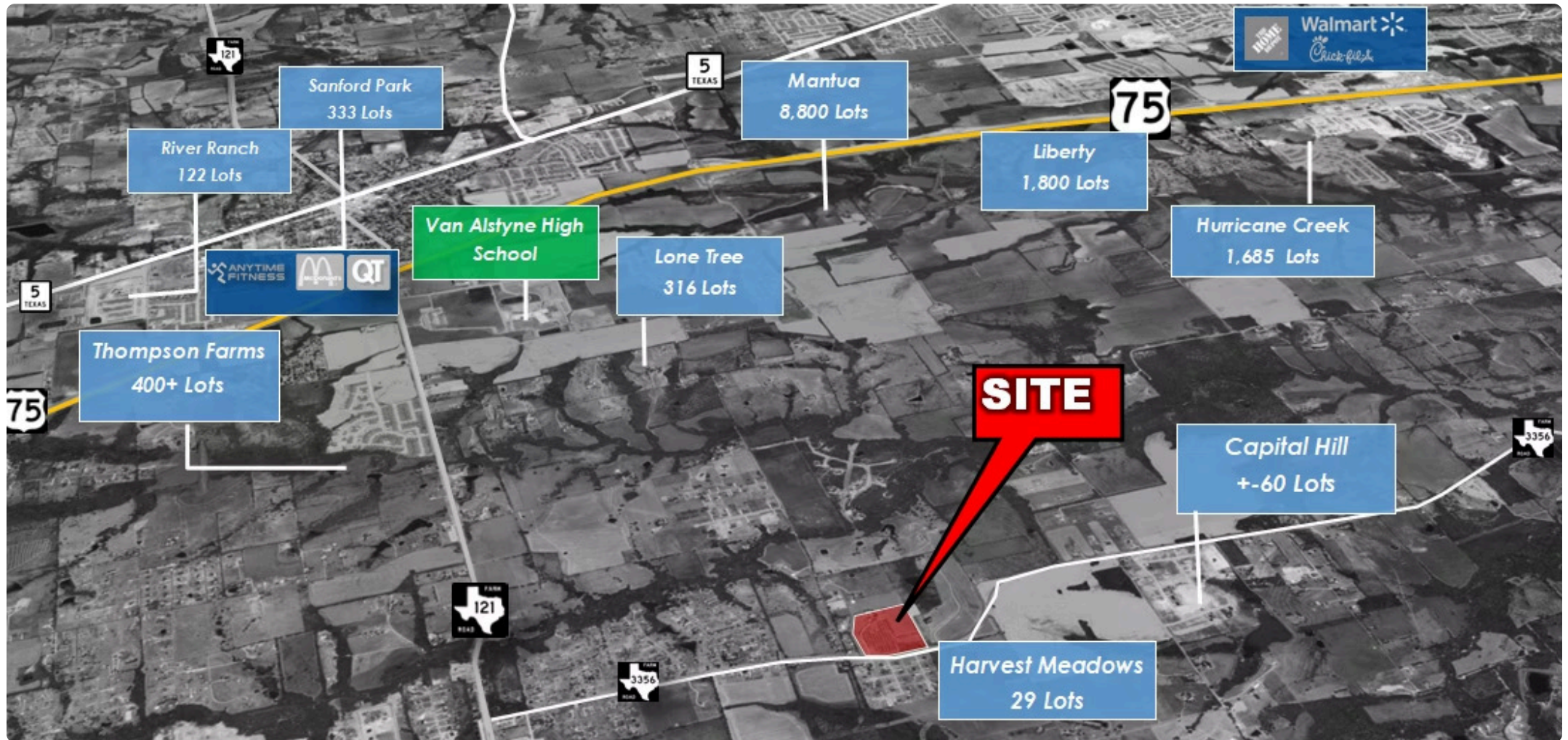
Tax Rates

City of Van Alstyne	\$0.553713
Van Alstyne ISD	\$1.350000 (M&O + I&S)
Grayson County	\$0.217543
Grayson County Jr. College	\$0.146704

Wide Map



Birdseye Map Aerial





| Key Advantages

Strategic Location

Just minutes from FM 121 and U.S. Highway 75, offering direct regional connectivity.

Growing Market

Positioned just North of Anna and Melissa, ranked **#5 and #11** respectively among the *fastest-growing U.S. cities*.

Employment Proximity

Near Sherman's semiconductor corridor, home to Texas Instruments (\$30B) and GlobiWafers (\$5B).

Retail & Services

Walmart, Home Depot, and incoming Costco and Tom Thumb are within close reach along US75.

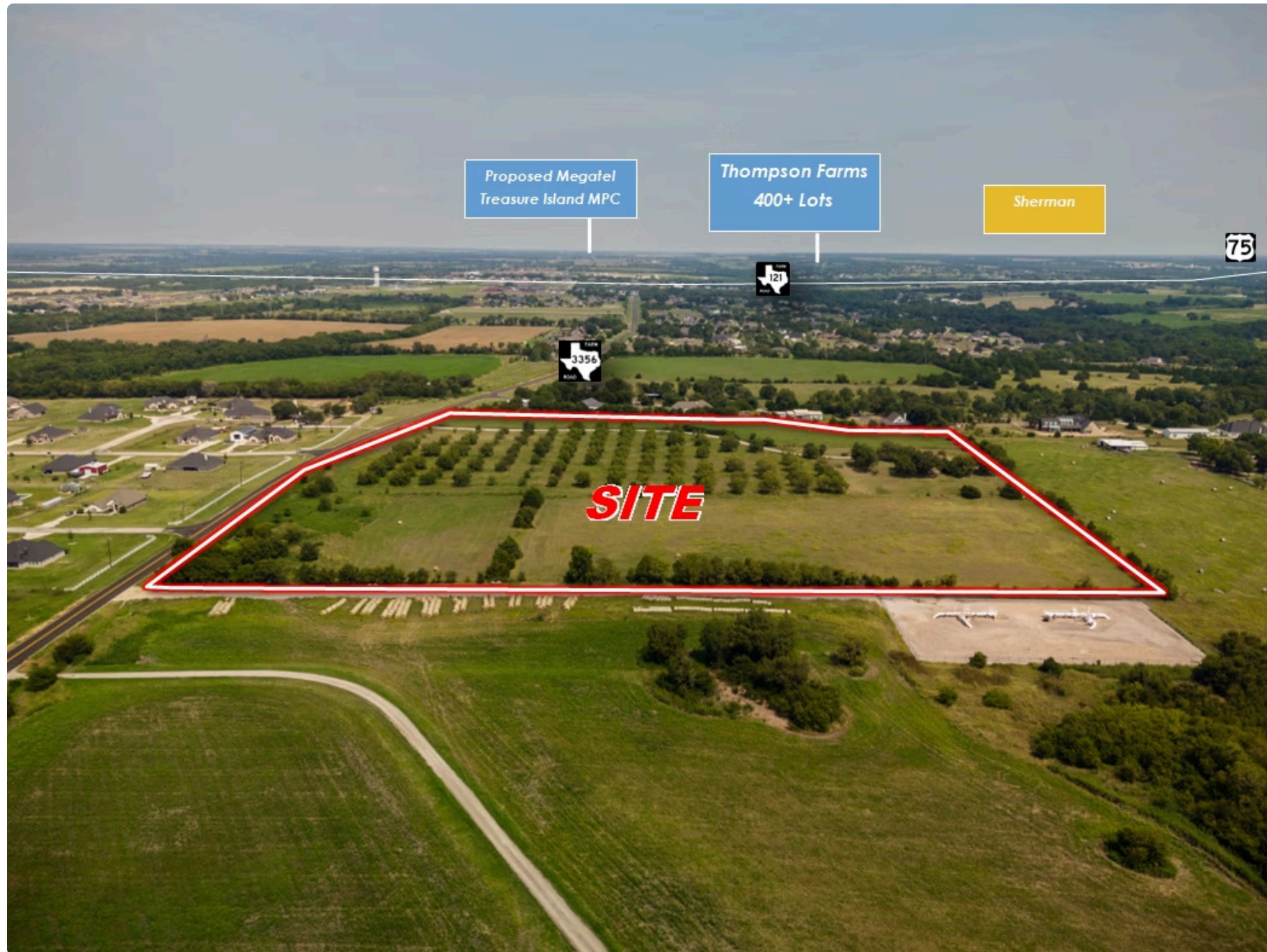
Infrastructure Ready

On-site 6" and 8" water lines; in Mustang SUD CCN.

| North East Facing Aerial



| North Facing Aerial



| East Facing Aerial



South Facing Aerial



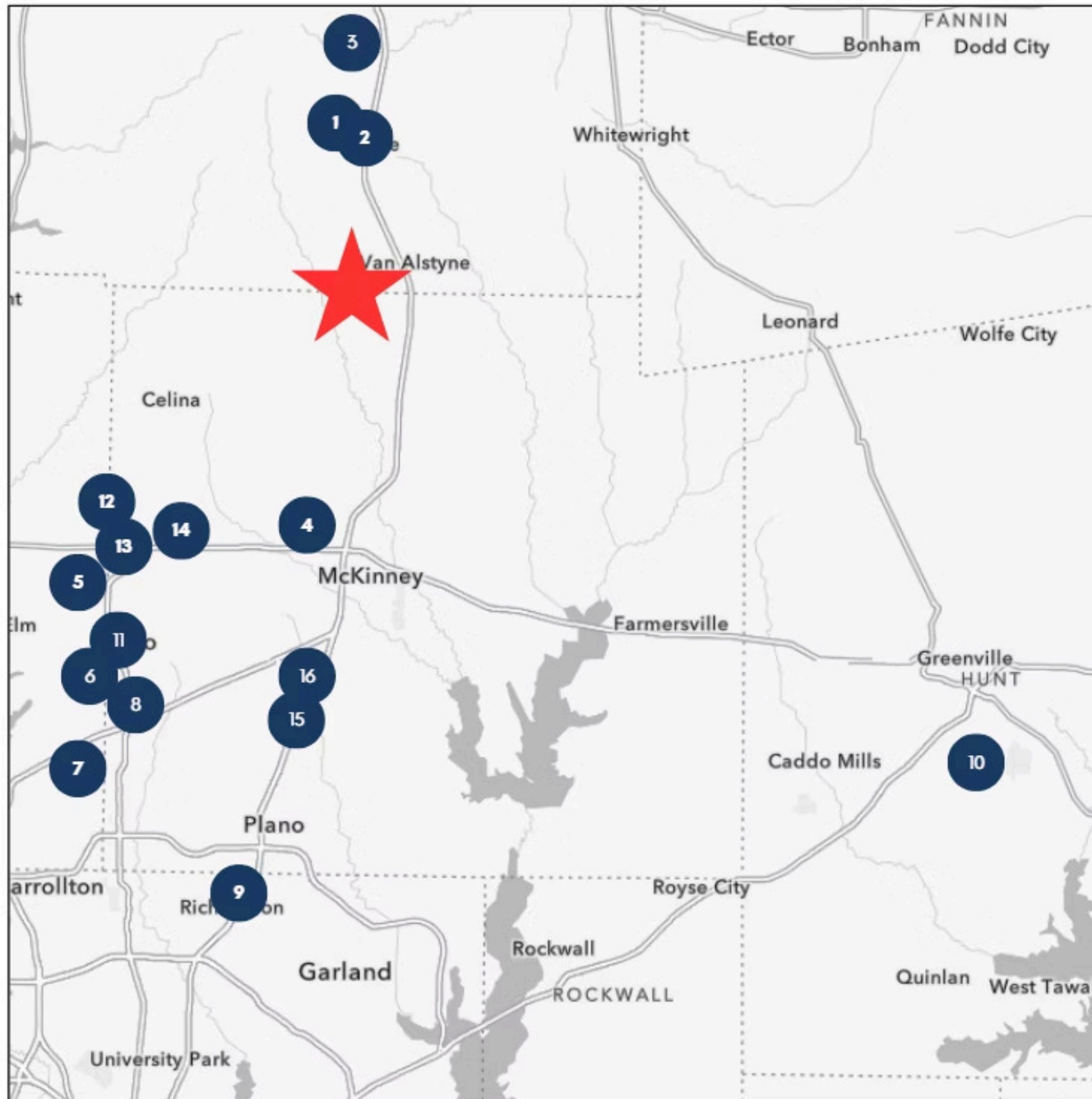
| Contour Map



Utility Exhibit



Nearby Major Employers and Projects



1. Texas Instruments (\$30 Billion Expansion).
2. Coherent
3. Globiwafer (\$5 Billion facility)
4. Raytheon
5. PGA Frisco / Fields Development
6. The Star
7. Toyota HQ/ Legacy West
8. Hall Office Park
9. State Farm/ CityLine
10. L3 Engineering
11. Frisco Station
12. Children's Medical
13. Firefly
14. The Gates of Prosper
15. Fannie Mae
16. Samsung

Market Overview and Demographics

5-Mile Radius (2025)

- **Population:** 17,589 (projected to grow to 22,110 by 2030)
- **Households:** 6,315
- **Median Household Income:** \$115,308
- **Average Household Income:** \$144,902
- **Median Age:** 38.7
- **Owner-Occupied Housing:** 78.6%

Growth Rates (2020-2025 Annual)

- **Population Growth:** 8.61%
- **Household Growth:** 9.06%

Sources: ESRI 2025 & 2030 Forecasts





Comparable Trends and Regional Projects



Texas Instruments & GlobiWafers (Sherman)

Combined \$35B semiconductor investment



Anna & Melissa

Top 15 fastest-growing U.S. cities ([Texas Tribune](#))



Van Alstyne Growth

Projected population to triple by 2030 ([KXII Coverage](#))

	City/Town	State	2023	2024	▼ Percent growth
1	Princeton	Texas	28,336	37,019	30.6%
2	Fulshear	Texas	43,033	54,629	26.9%
3	Leesburg	Florida	31,913	37,815	18.5%
4	Celina	Texas	43,700	51,661	18.2%
5	Anna	Texas	27,909	31,986	14.6%
6	Haines City	Florida	37,538	42,073	12.1%
7	Foley	Alabama	25,031	28,043	12.0%
8	Fate	Texas	24,666	27,467	11.4%
9	Rosemount	Minnesota	27,654	30,581	10.6%
10	Garner	North Carolina	35,654	39,345	10.4%
11	Melissa	Texas	23,812	26,194	10.0%
12	Sugar Hill	Georgia	26,111	28,598	9.5%
13	Hutto	Texas	38,980	42,661	9.4%
14	Leland	North Carolina	31,495	34,451	9.4%
15	Erie	Colorado	35,333	38,594	9.2%

Note: Data includes cities with populations of 20,000 or more in 2023.

Source: U.S. Census

Credit: Yuriko Schumacher

| DFW Regional Overview



Dallas Fort-Worth (DFW) Metro Area

With a population of over 8.1 million, the Dallas-Fort Worth (DFW) Metroplex is the 4th largest metropolitan area in the U.S. and is projected to surpass Chicago by 2034 to become the 3rd largest. Known for its rapid population and employment growth, DFW has become a highly desirable destination for people of all ages due to its central location, expanding job market, high quality of life, and relatively low cost of living. As one of the top-performing economic regions in the country, DFW attracts a young, educated, and dynamic population, drawing both businesses and visitors to the area.

DFW's economic success is reflected in its impressive population growth rate, which from 2023 to 2027 is projected to be more than four times the national average. This influx of new residents, coupled with a strong job market and vibrant business climate, has fueled corporate relocations and expansions throughout the region. As a result, DFW continues to rank among the nation's leaders in both population growth and commercial real estate activity.

In 2023, for the third consecutive year, DFW led the country in commercial real estate sales, according to MSCI Inc., solidifying its position as a top destination for corporate investment.



4TH
LARGEST MSA IN
THE USA

150+
CITIES

8.10 M
2023
POPULATION
9,000
SQUARE MILES

14
COUNTIES
1.71 M
RESIDENTS ADDED
FROM 2010-2023

Major Regional Developments

Project Name	Location	Details
Texas Instruments Semiconductor Plant	Sherman	\$30 billion investment
GlobalWafers Semiconductor Facility	Sherman	\$4 billion investment
Preston Harbor Development	Denison	\$6 billion investment
DFW Airport Terminal F	Dallas-Fort Worth	\$4.8 billion investment
PGA of America	Frisco	\$550 million, 660 Acres
Fort Worth Convention Center	Fort Worth	\$95 million Phase 1
Reunion Redevelopment	Dallas	\$5 billion, 20-acre redevelopment
UNT Dallas STEM Facility	Dallas	\$100 million, 4-story facility
DART Silver Line	Dallas-Fort Worth	26-mile commuter rail, \$1.89 billion
Newpark—A Smart District	Dallas	\$3.5 billion, 20-acre development
Dallas International District	North Dallas	450-acre area, \$5 billion Midtown project
Texas Research Quarter	Plano	\$4 billion, 200-acre life science complex
Field Street District	Dallas	\$1 billion, 6-acre mixed-use development
Sloan Corners	Allen & Fairview	\$3 billion, 500-acre development
Hensley Field	Dallas	738 acres, \$390 million master plan
Haggard Farm West	Plano	\$700 million investment
Harold Simmons Park	Dallas	250-acre park, \$325 million
The Mix	Frisco	\$2 billion, 112-acre development
Dallas Convention Center	Dallas	\$3 billion, 2.5M sq ft
The Shops at RedBird	Dallas	95 acres, \$200 million redevelopment
Goldman Sachs Campus	Dallas	800,000 sq ft, \$500 million
Arlington Entertainment District	Arlington	\$2.25 billion mixed-use
Wells Fargo Regional Campus	Irving	\$455 million, 22-acre site

Project Name	Location	Details
Texas A&M Fort Worth Research Center	Fort Worth	\$150 million research campus
Grandscape Mixed-Use Development	The Colony	\$1.5 billion, 433 acres
Legacy West Expansion	Plano	\$3 billion, 255-acre expansion
Southern Gateway Park	Dallas	\$172 million, 5-acre park
Pegasus Park Expansion	Dallas	23-acre life science hub
McKinney Cotton Mill Redevelopment	McKinney	\$933 million redevelopment
Comerica Bank High-Rise	Frisco	314,000 sq ft, 11-story commercial tower
McAfee & Boingo Wireless Headquarters	Frisco	Corporate headquarters expansion
TIAA Office Tower	Frisco	15-story, \$110 million office tower
Hall Park Redevelopment	Frisco	\$7 billion
Toshiba Innovation Hub	Frisco	5.7-acre technology and research facility
Frisco Performing Arts Complex	Frisco	Large-scale entertainment and cultural venue
Kaleidoscope Park	Frisco	Public park and recreational area
Autograph Collection Hotel	Frisco	Luxury boutique hotel
TIAA Office Tower	Frisco	15-story, 500,000 sq ft office building
Sunset Amphitheatre	McKinney	\$220 Million
Methodist Celina Medical Center	Celina	\$200 Million
Prosper Arts District	Prosper	\$300 Million
H-E-B Dallas Expansion	Dallas	10-acre site for grocery store
Firefly Park	Frisco	\$2.5-4 Billion
Sunny Delight Expansion	Sherman	Expansion of existing facility
Universal Kids Resort	Frisco	\$550 million
Fields West Development	Frisco	\$2 Billion, 55 Acres
Toyota Stadium Renovation	Frisco	\$182 million

CONTACT US

JOSH BRYAN

PARTNER

PH: 972.265.9609

EMAIL: Josh@JoshBryanRealEstate.com

TX Real Estate License: 583582

WWW.BRYANHAGGARDLAND.COM



BRYAN HAGGARD
LAND GROUP

LAND SALES | DEVELOPMENT | CONSULTATION

NOTICES

Presented by Fairview Real Estate Services, LLC . This information is believed to be reliable, but we make no guarantee, warranty, or representation about its accuracy, completeness, prior sale, lease, or withdrawal without notice. It is your responsibility to independently confirm its accuracy and completeness.



Information About Brokerage Services

Texas law requires all real estate license holders to give the following information about brokerage services to prospective buyers, tenants, sellers and landlords.

TYPES OF REAL ESTATE LICENSE HOLDERS:

- A **BROKER** is responsible for all brokerage activities, including acts performed by sales agents sponsored by the broker. A
- **SALES AGENT** must be sponsored by a broker and works with clients on behalf of the broker.

A BROKER'S MINIMUM DUTIES REQUIRED BY LAW (A client is the person or party that the broker represents):

- Put the interests of the client above all others, including the broker's own interests;
- Inform the client of any material information about the property or transaction received by the broker;
- Answer the client's questions and present any offer to or counter-offer from the client; and
- Treat all parties to a real estate transaction honestly and fairly.

A LICENSE HOLDER CAN REPRESENT A PARTY IN A REAL ESTATE TRANSACTION:

AS AGENT FOR OWNER (SELLER/LANDLORD): The broker becomes the property owner's agent through an agreement with the owner, usually in a written listing to sell or property management agreement. An owner's agent must perform the broker's minimum duties above and must inform the owner of any material information about the property or transaction known by the agent, including information disclosed to the agent or subagent by the buyer or buyer's agent.

AS AGENT FOR BUYER/TENANT: The broker becomes the buyer/tenant's agent by agreeing to represent the buyer, usually through a written representation agreement. A buyer's agent must perform the broker's minimum duties above and must inform the buyer of any material information about the property or transaction known by the agent, including information disclosed to the agent by the seller or seller's agent.

AS AGENT FOR BOTH - INTERMEDIARY: To act as an intermediary between the parties the broker must first obtain the written agreement of each party to the transaction. The written agreement must state who will pay the broker and, in conspicuous bold or underlined print, set forth the broker's obligations as an intermediary. A broker who acts as an intermediary:

- Must treat all parties to the transaction impartially and fairly;
- May, with the parties' written consent, appoint a different license holder associated with the broker to each party (owner and buyer) to communicate with, provide opinions and advice to, and carry out the instructions of each party to the transaction.
- Must not, unless specifically authorized in writing to do so by the party, disclose:
 - o that the owner will accept a price less than the written asking price;
 - o that the buyer/tenant will pay a price greater than the price submitted in a written offer; and
 - o any confidential information or any other information that a party specifically instructs the broker in writing not to disclose, unless required to do so by law

AS SUBAGENT: A license holder acts as a subagent when aiding a buyer in a transaction without an agreement to represent the buyer. A subagent can assist the buyer but does not represent the buyer and must place the interests of the owner first.

TO AVOID DISPUTES, ALL AGREEMENTS BETWEEN YOU AND A BROKER SHOULD BE IN WRITING AND CLEARLY ESTABLISH:

- The broker's duties and responsibilities to you, and your obligations under the representation agreement.
- Who will pay the broker for services provided to you, when payment will be made and how the payment will be calculated.

LICENSE HOLDER CONTACT INFORMATION: This notice is being provided for information purposes. It does not create an obligation for you to use the broker's services. Please acknowledge receipt of this notice below and retain a copy for your records.

_____ Licensed Broker /Broker Firm Name or Primary Assumed Business Name	_____ License No.	_____ Email	_____ Phone
_____ Designated Broker of Firm	_____ License No.	_____ Email	_____ Phone
_____ Licensed Supervisor of Sales Agent/ Associate	_____ License No.	_____ Email	_____ Phone
_____ Sales Agent/Associate's Name	_____ License No.	_____ Email	_____ Phone
_____ Buyer/Tenant/Seller/Landlord Initials	_____ Date	Regulated by the Texas Real Estate Commission	

Information available at www.trec.texas.gov
IABS 1-0



BUILDING TEXAS
LEGACY

BRYAN HAGGARD
LAND GROUP