

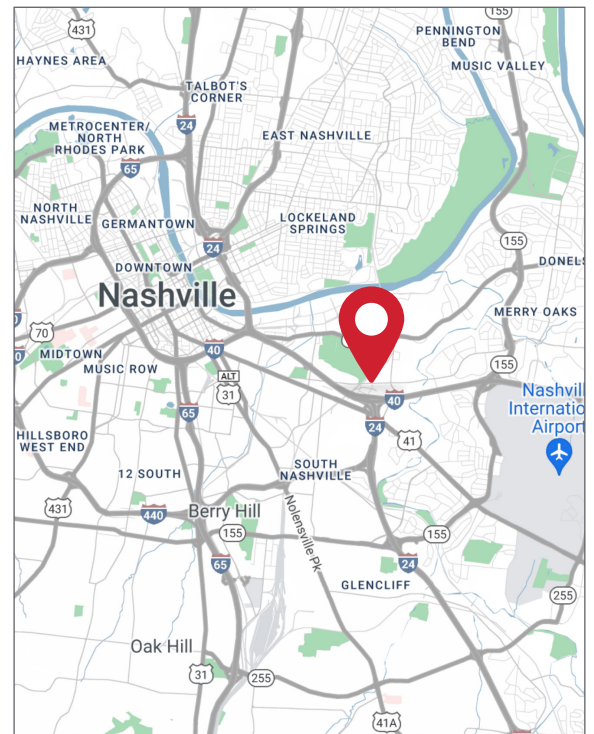
FOR LEASE / Industrial Spaces on Elm Hill Pike Near Airport - 7,750 SF



OVERVIEW

ADDRESS	1415-1417 Elm Hill Pike, Nashville, TN 37210		
AVAILABLE	SUITE	SIZE	RATE
	208-210	7,750 SF	\$7.50 PSF NNN + \$1.65 OPEX
ZONING	Industrial Restricted (IR)		

- Grade level access on 2 floors
- Common area docks on each level
- Warehouse space for back stock, overflow or retail supplies
- Immediate access to Elm Hill Pike (12,389 CPD)
- Located 3.5 miles to BNA Airport and 4.3 miles to Downtown Nashville
- Located 0.5 miles from I-40, 2.8 miles from I-440, and 1 mile from I-24



Nathan Erwin
864.237.0665
nerwin@southeastventure.com

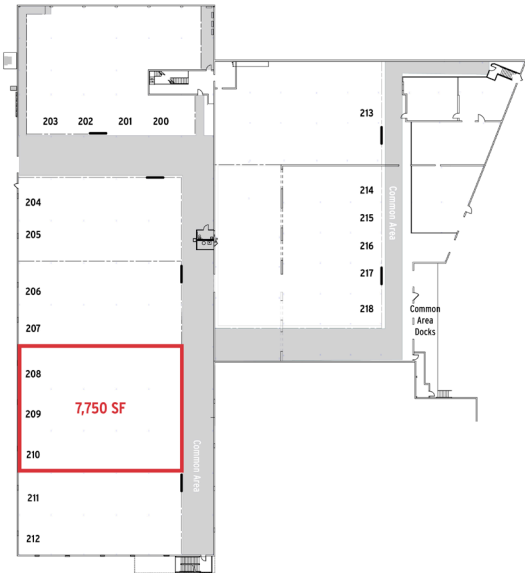
John Cavin
615.210.9697
jcavin@southeastventure.com

 **SOUTHEAST VENTURE**
a proud **CORFAC** affiliate
INTERNATIONAL

SITE PLAN



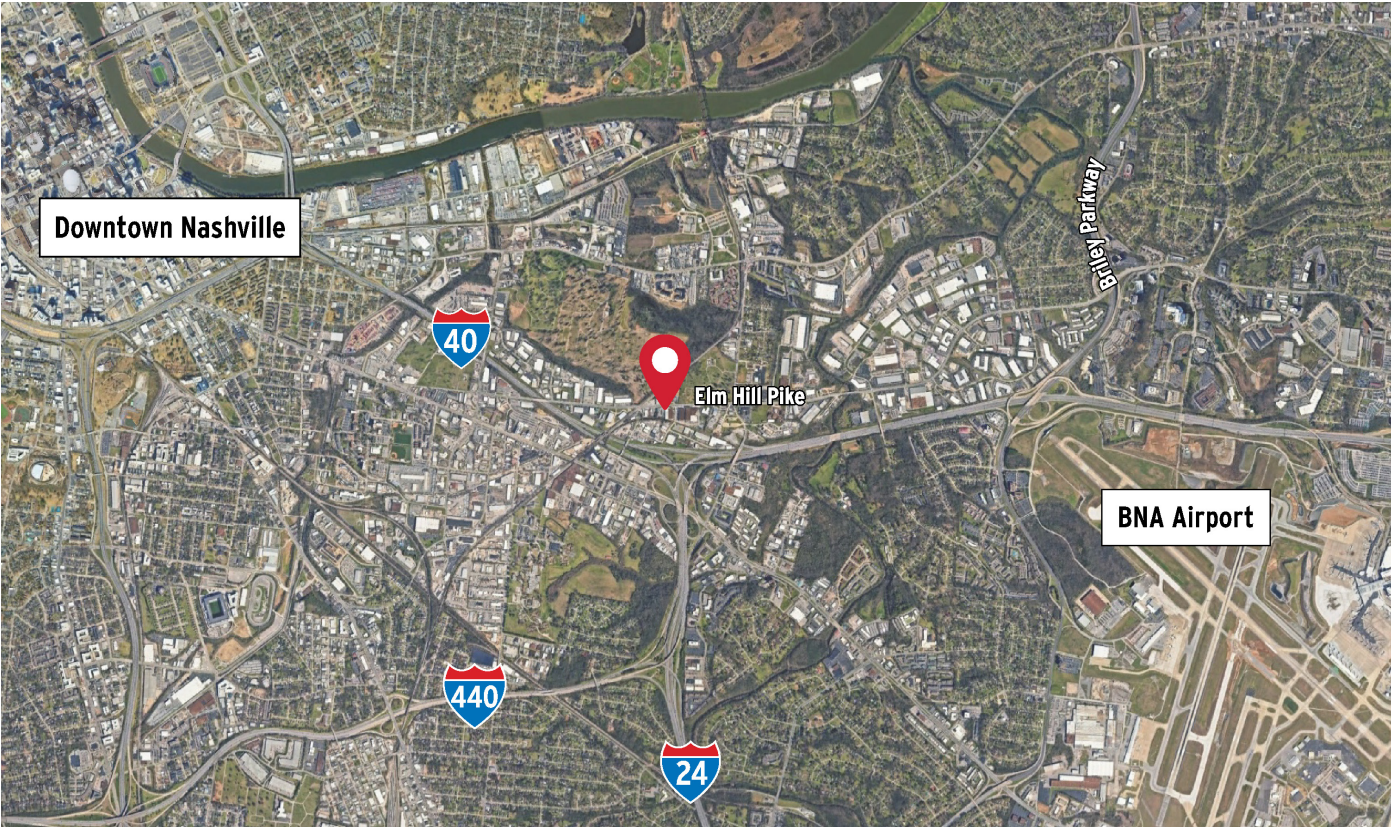
2ND FLOOR / SUITE 208-210



Nathan Erwin
864.237.0665
nerwin@southeastventure.com

John Cavin
615.210.9697
jcavin@southeastventure.com

ACCESS MAP



Nathan Erwin
864.237.0665
nerwin@southeastventure.com

John Cavin
615.210.9697
jcavin@southeastventure.com