

# FOR LEASE

# ±15,974 SF

## 1500 RITCHEY

SANTA ANA, CALIFORNIA



***Voit***  
REAL ESTATE SERVICES

# HIGH IMAGE INDUSTRIAL BUILDING

## PROPERTY FEATURES

SOUTH RITCHEY FRONTAGE

±2,620 SF OF OPEN FLEXIBLE OFFICE

LUNCH ROOM

PARKING 2:1

200 AMPS

18' CLEAR HEIGHT

2 RESTROOMS

2 GROUND LEVEL DOORS

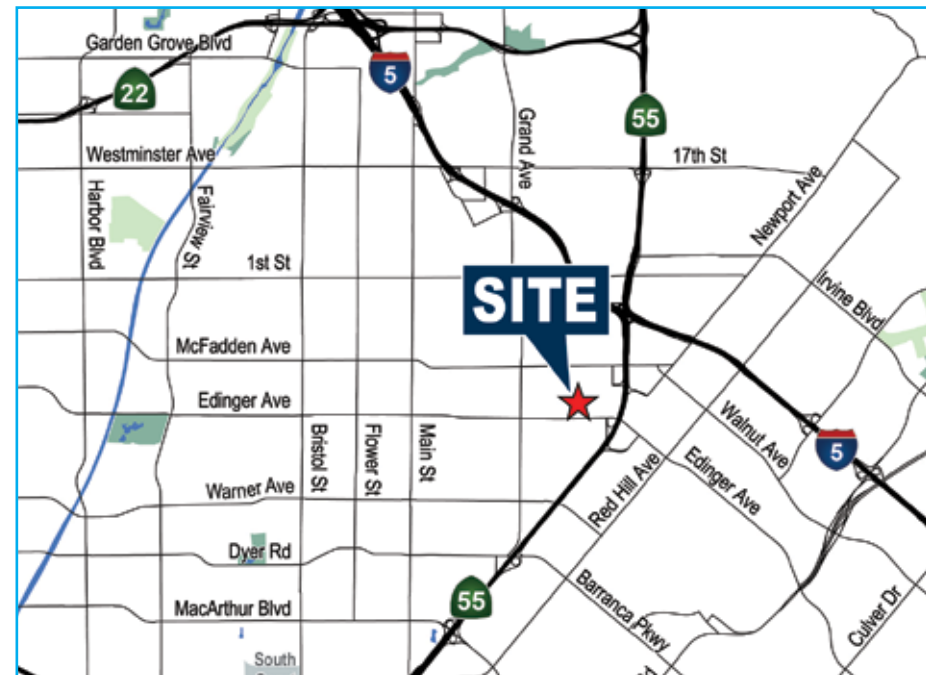
DRIVE-AROUND BUILDING

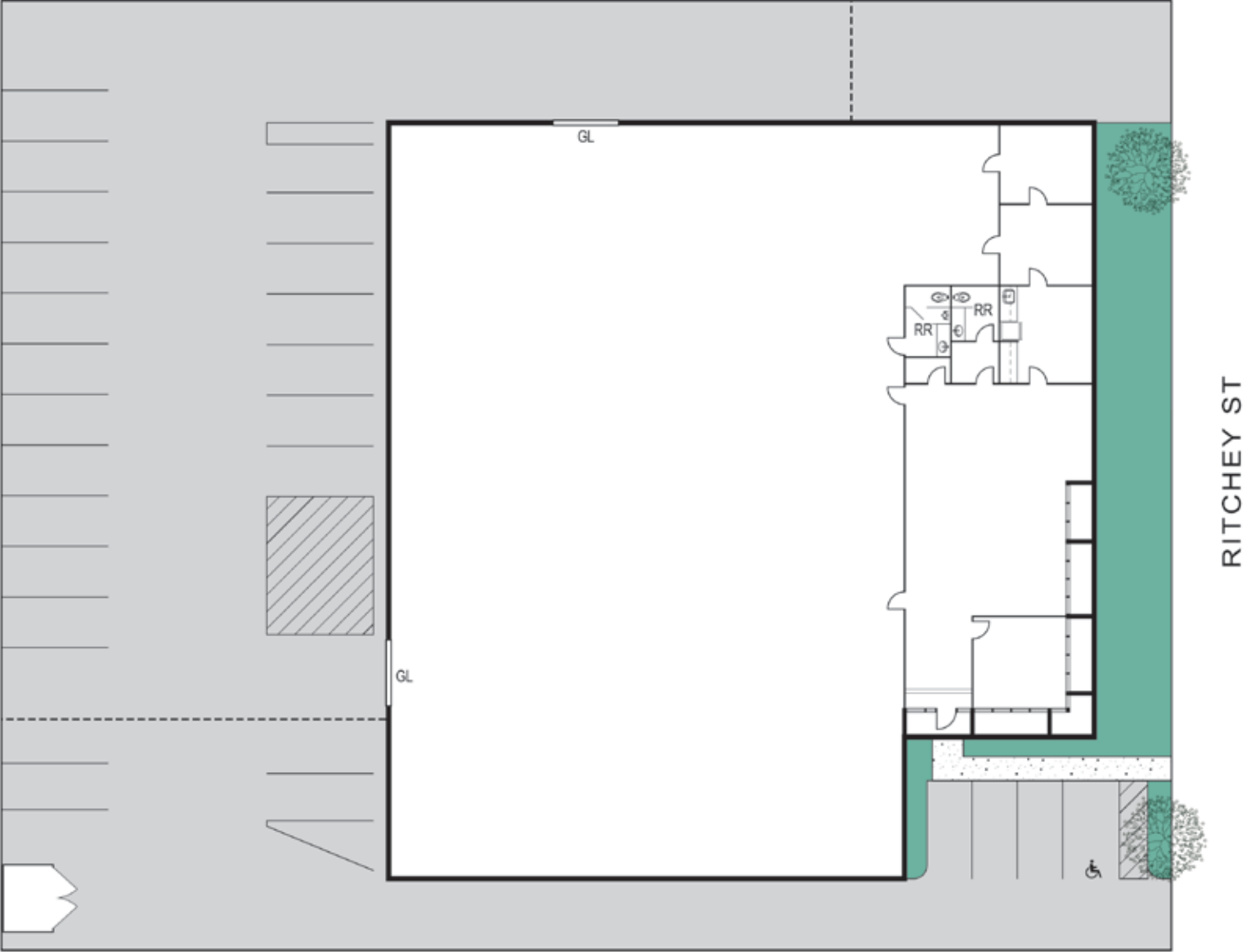
LARGE FENCED YARD

SEPARATE WILL CALL ENTRANCE

LOCATED IN SANTA ANA ENTERPRISE ZONE

EXCELLENT ACCESS TO THE SANTA ANA (5) AND  
NEWPORT (55) FREEWAYS

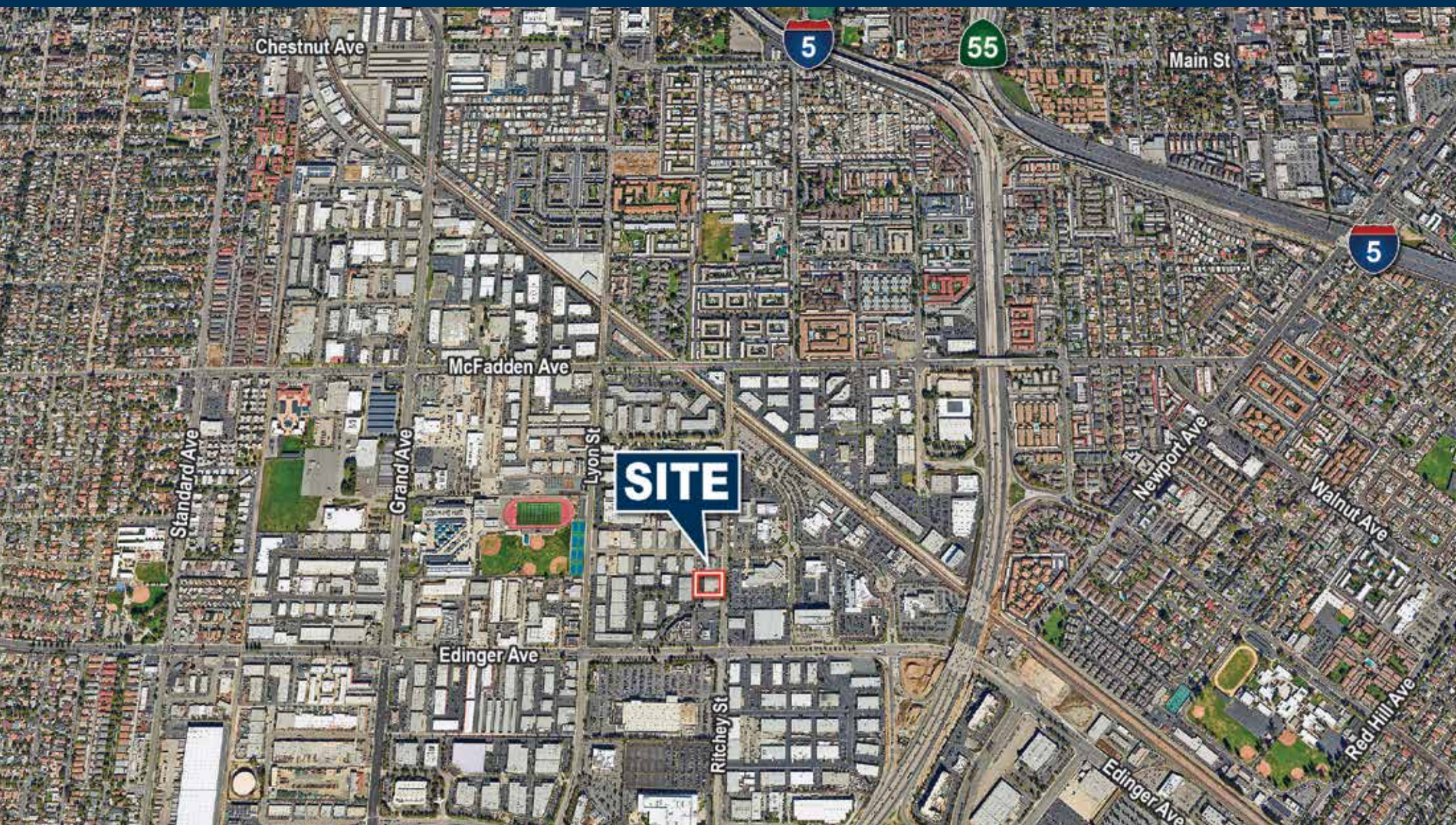






# 1500 RITCHEY, SANTA ANA

# ±15,974 SF FOR LEASE



FOR MORE INFORMATION PLEASE CONTACT

**SAM OLMSTEAD**  
**VICE PRESIDENT**

949.263.5337

SOLmstead@voitco.com

Lic. #01186543

# Voit

REAL ESTATE SERVICES

2020 Main Street | Suite 100 | Irvine, California 92614 | 949.851.5100 | 949.261.9092 Fax | [www.VoitCo.com](http://www.VoitCo.com)

The information contained herein has been obtained from sources we deem reliable. While we have no reason to doubt its accuracy, we do not guarantee it. Licensed as Real Estate Salespersons by the DRE. ©2025 Voit Real Estate Services, Inc. All Rights Reserved. License #01991785.