



7757 WOODBINE ROAD

WOODBINE, MD 21707

WAREHOUSE
— WITH —
YARD SPACE



13,580 SF OF INDUSTRIAL WAREHOUSE SPACE **FOR LEASE**

PROPERTY HIGHLIGHTS

- Sits on 1.6 acres (Zoned C-2)
- Approx. 10,000 sf of Warehouse Space
- Multiple drive in bay access
- Fully fenced with gated entry
- Two ton crane in warehouse
- Close proximity to I-70

301-337-4700

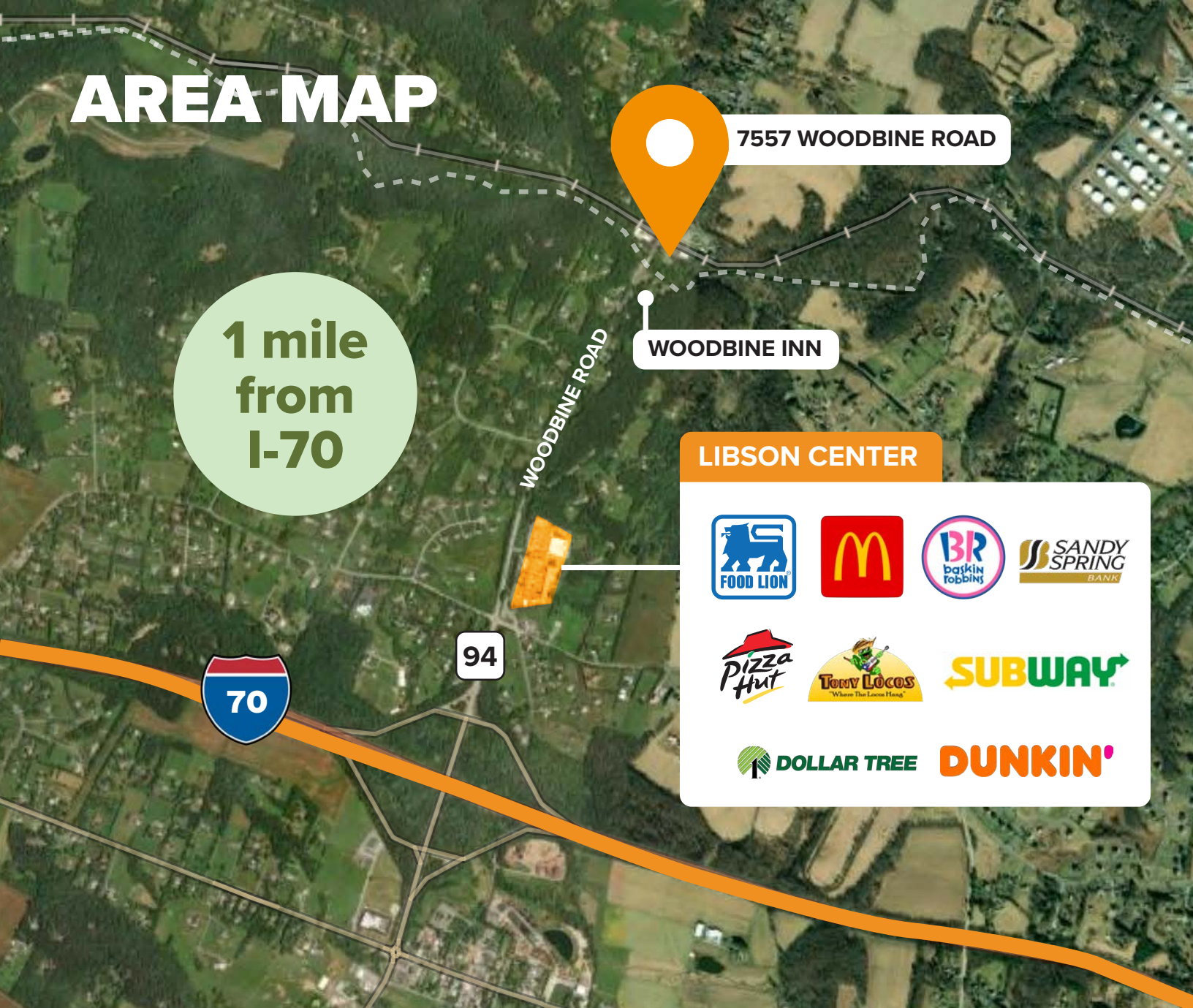
www.scheerpartners.com

 **Scheer Partners**
A Reputation for Results

PHOTOS



AREA MAP



7557 WOODBINE ROAD

1 mile from I-70

WOODBINE INN

LIBSON CENTER

- FOOD LION
- McDonald's
- Baskin Robbins
- SANDY SPRING BANK
- Pizza Hut
- Tony Locos
- SUBWAY
- DOLLAR TREE
- DUNKIN'

Perfect for landscaping, tile/granite, dealerships, MEP/HVAC, farm equipment, construction, nurseries, and more!



Unlock Your Business Potential with Prime Industrial Warehouse Space



For Leasing Opportunities:

Marek Rich

Principal, Director of Industrial Leasing & Sales
202.716.5070
mrich@scheerpartners.com

Nick Pugh

Senior Associate
202.683.7916
npugh@scheerpartners.com

301.337.4700

www.scheerpartners.com

15245 Shady Grove Rd, Suite 210 North, Rockville, MD 20850

 **Scheer Partners**
A Reputation for Results