

FOR LEASE

3929 Spring Grove Ave Cincinnati, OH 45223

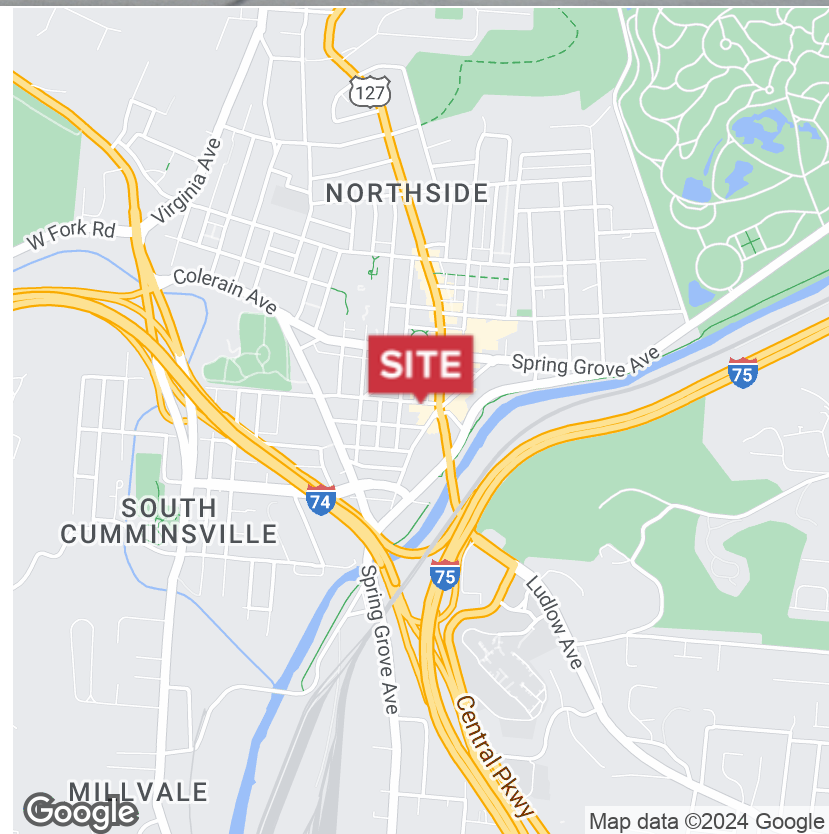


Retail | 3,300 SF

- 3,300 SF of great retail space in the heart of Northside's business district
- Ground floor
- Outside patio available
- Asking \$18.00 SF NNN

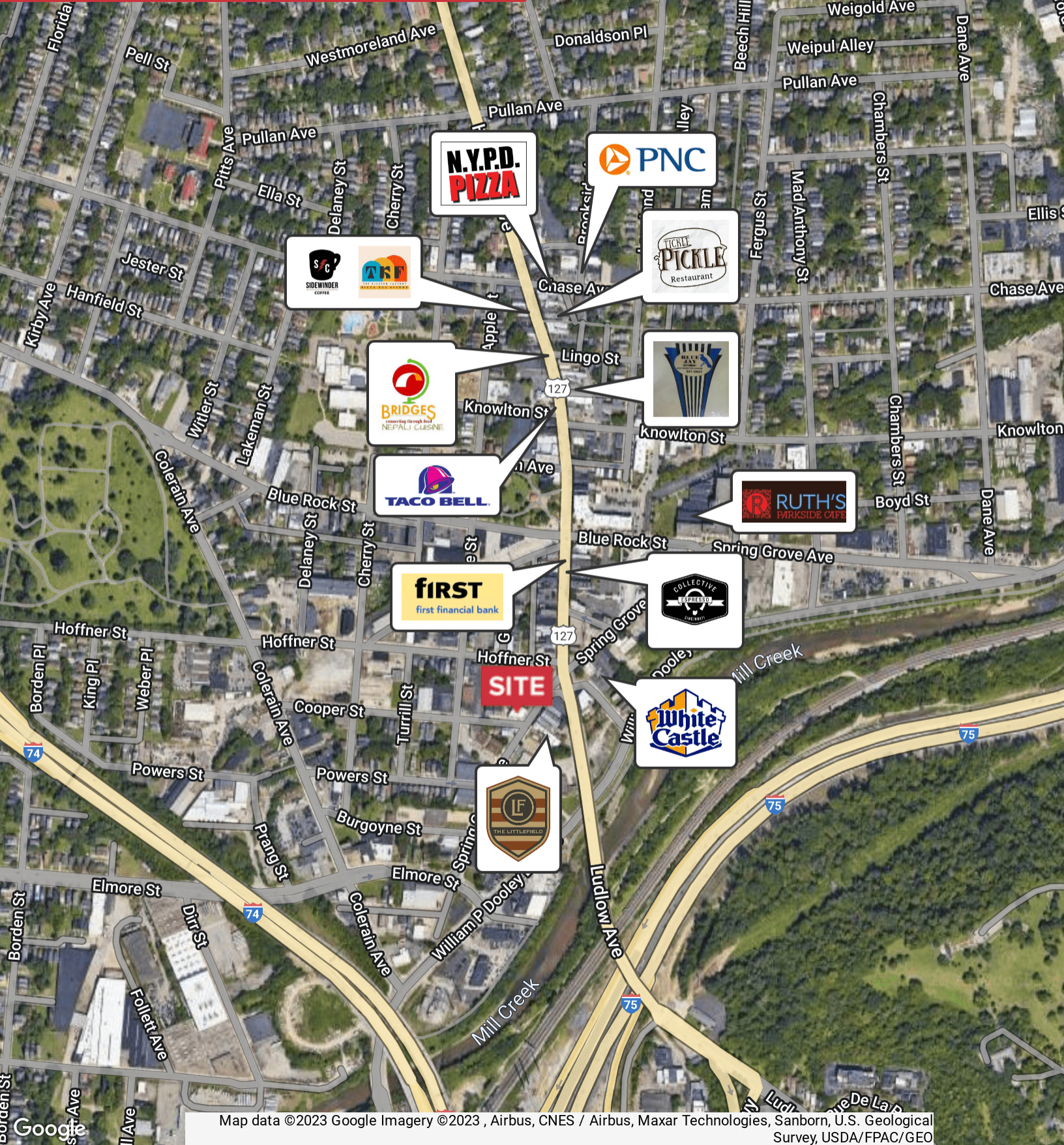
DEMOGRAPHICS

STATS	POPULATION	AVG. HH INCOME
1 MILE	10,570	\$57,064
3 MILES	108,129	\$42,993
5 MILES	324,641	\$53,929



FOR LEASE

3929 Spring Grove Ave Cincinnati, OH 45223



Map data ©2023 Google Imagery ©2023, Airbus, CNES / Airbus, Maxar Technologies, Sanborn, U.S. Geological Survey, USDA/FPAC/GEO

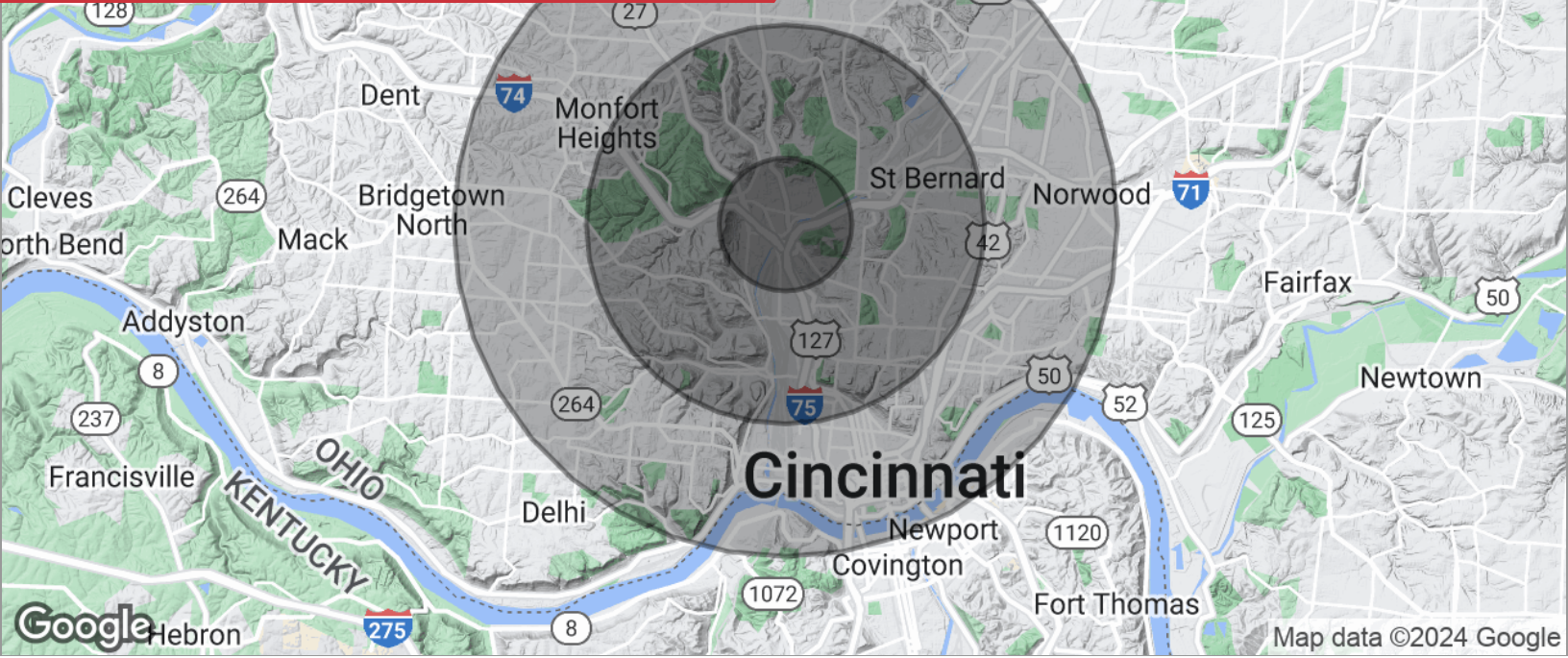
✉ **Richard Ferguson**
+1 513 322 8329
rferguson@bergman-group.com

✉ **Rob Hock**
+1 513 322 6313
rob@bergman-group.com



FOR LEASE

3929 Spring Grove Ave Cincinnati, OH 45223



POPULATION

	1 MILE	3 MILES	5 MILES
Total population	10,570	108,129	324,641
Median age	33.3	30.8	35.3
Median age (male)	32.8	29.7	34.1
Median age (Female)	34.4	32.4	36.8

HOUSEHOLDS & INCOME

	1 MILE	3 MILES	5 MILES
Total households	5,929	54,081	164,586
# of persons per HH	1.8	2.0	2.0
Average HH income	\$57,064	\$42,993	\$53,929
Average house value	\$181,013	\$126,917	\$136,812

* Demographic data derived from 2020 ACS - US Census