

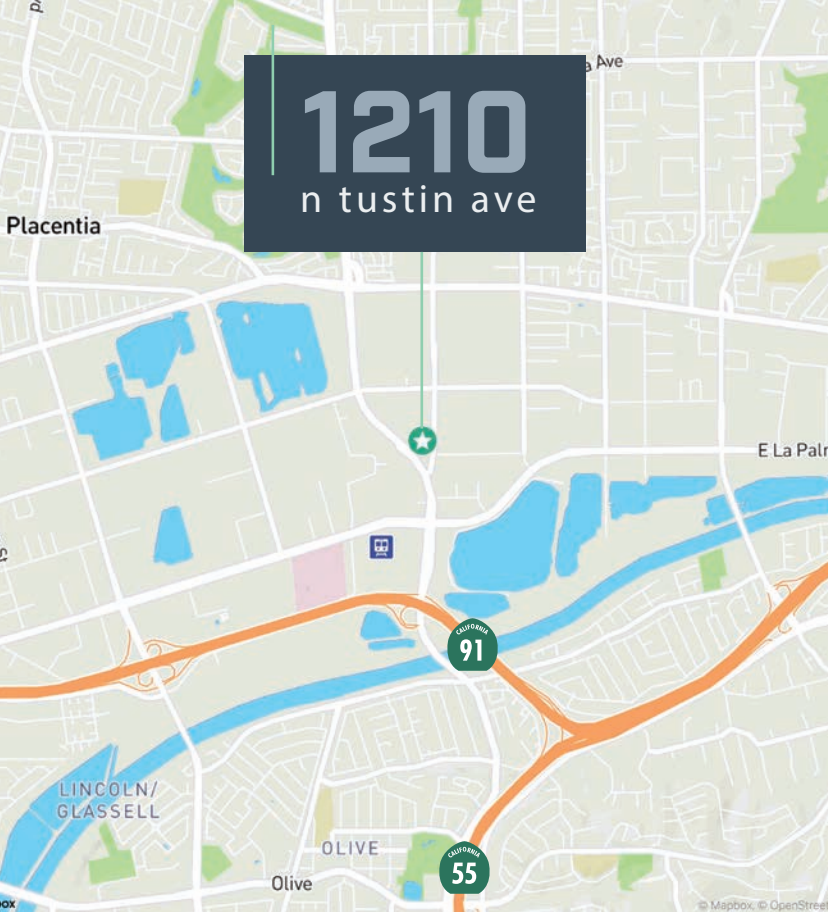
**UP TO 55,700 SF
FOR SUBLEASE**

1210

n tustin ave

Anaheim, California 92807

CBRE



1210 n tustin ave



UP TO 55,700 SF
(FLEXIBLE SIZE RANGE)



UP TO ±5,000 SF OF
OFFICE SPACE



24' - 45'
WAREHOUSE CLEAR



SIX (6)
GROUND LEVEL DOORS



1,600 AMPS, 277/480 VOLT
POWER (VERIFY)



FIRE SPRINKLERS



LARGE FENCED
YARD AREA (SHARED)




5-TON CRANE WAY
IN 45' CLEAR



TWO (2) 1-TON
CRANES




DRIVE AROUND
FACILITY

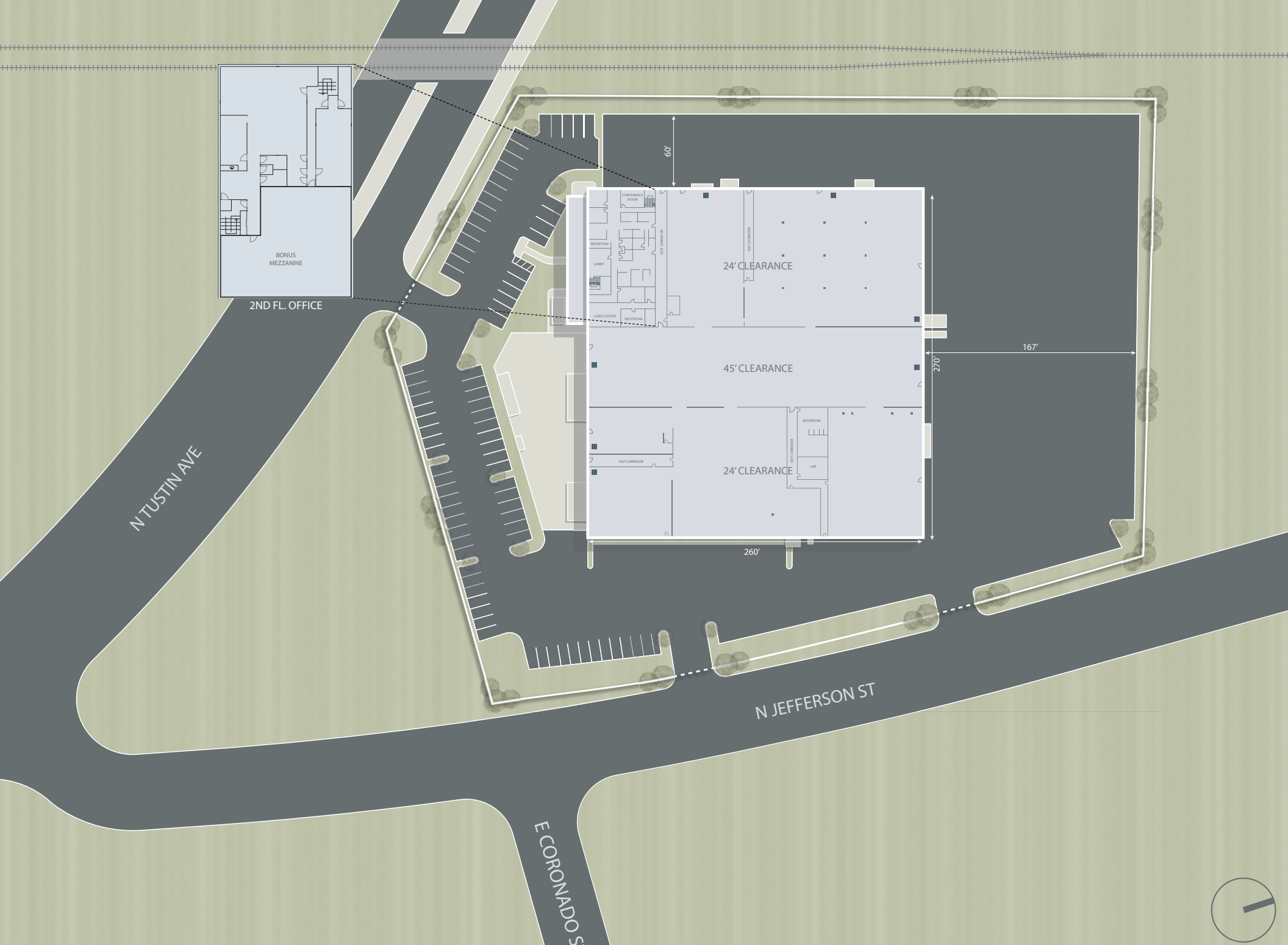


SUBLEASE TERM
THRU 4/30/2032



MINUTES FROM
91 & 55 FREEWAYS







1210

n tustin ave



Ross Fippinger
Executive Vice President
+1 949 725 8481
ross.fippinger@cbre.com
Lic. 01450571

CBRE

© 2026 CBRE, Inc. All rights reserved. This information has been obtained from sources believed reliable but has not been verified for accuracy or completeness. You should conduct a careful, independent investigation of the property and verify all information. Any reliance on this information is solely at your own risk. CBRE and the CBRE logo are service marks of CBRE, Inc. All other marks displayed on this document are the property of their respective owners, and the use of such logos does not imply any affiliation with or endorsement of CBRE. Photos herein are the property of their respective owners. Use of these images without the express written consent of the owner is prohibited.