

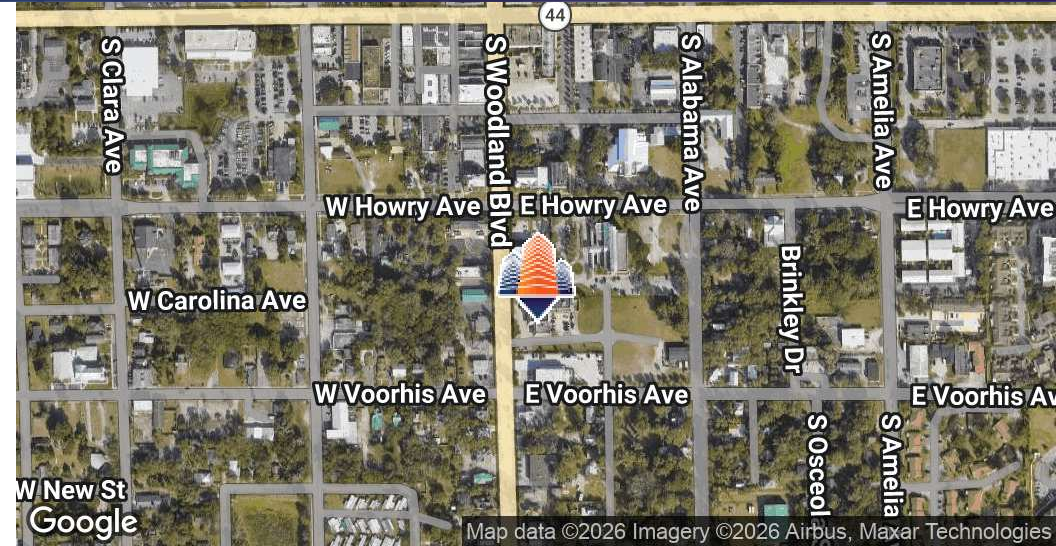
DeLand Commons

225 S Woodland Blvd, DeLand, FL 32720



EQUITY
INVESTMENT
SERVICES

PROPERTY SUMMARY



PROPERTY HIGHLIGHTS

- 1,020 - 5,100 SF Available
- 1st Floor Retail/Office Space Available
- Located in Downtown Deland
- Shell space with concessions available!
- Quiet Area makes it ideal for Office Use
- Just off S Woodland Ave which sees over 20,300 cars per day
- Minutes away from Stetson University
- Mixed-Use Apartment Community with Built-in Residential Traffic

[CLICK HERE TO ACCESS FLOOR PLAN](#)

OFFERING SUMMARY

Lease Rate:	Negotiable
Available SF:	1,020 - 5,100 SF
Lot Size:	0.67 Acres
Building Size:	135,000 SF

DEMOGRAPHICS	1 MILE	3 MILES	5 MILES
Total Households	3,911	16,879	29,145
Total Population	11,468	45,508	75,853
Average HH Income	\$64,154	\$82,260	\$88,811

Casey Dorner

407.404.4017

CDorner@eisre.com

Eric Portnoy

954.242.2010

EPortnoy@eisre.com



7575 Dr. Phillips Blvd, Ste 390

Orlando, FL 32819

www.eisre.com

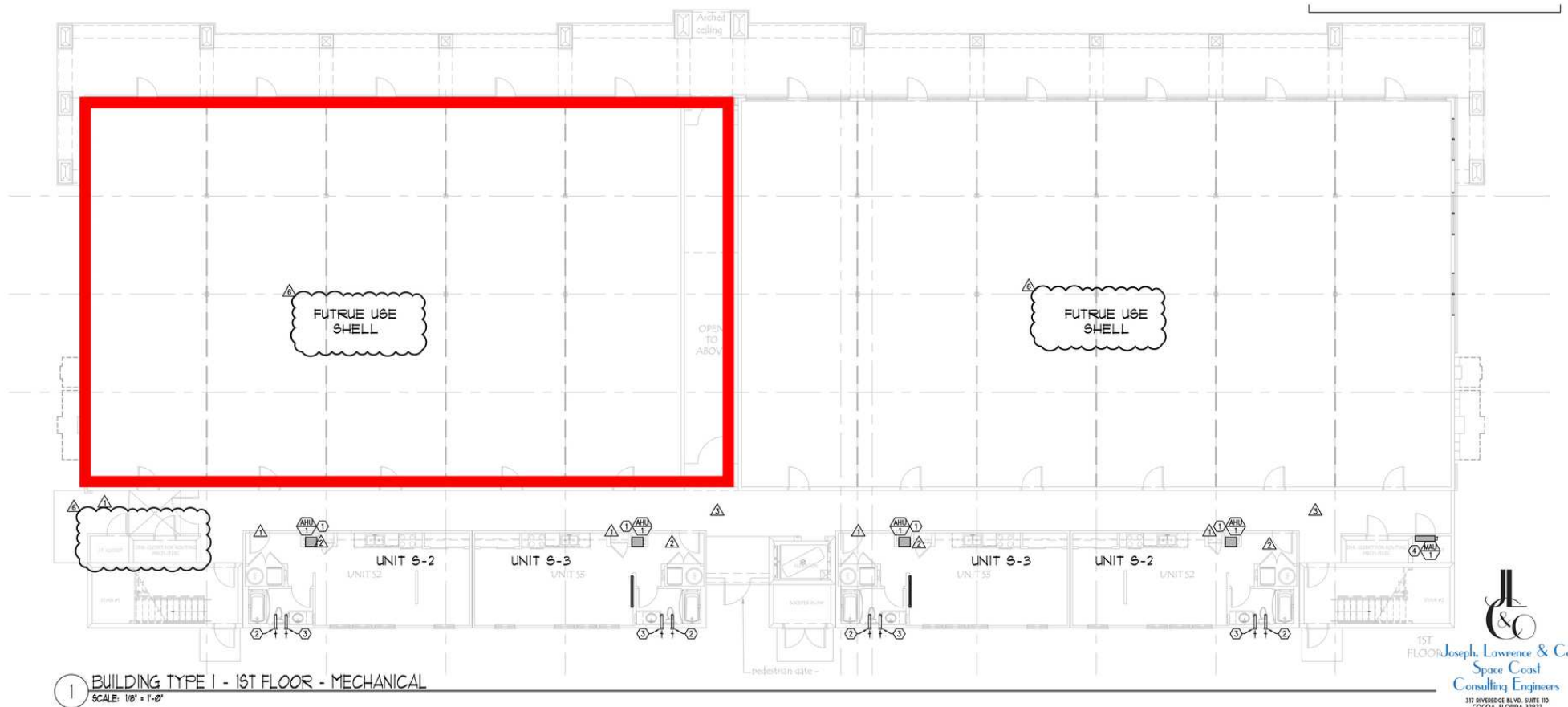
DeLand Commons

225 S Woodland Blvd, DeLand, FL 32720



EQUITY
INVESTMENT
SERVICES

FLOOR PLAN



Casey Dorner

407.404.4017

CDorner@eisre.com

Eric Portnoy

954.242.2010

EPortnoy@eisre.com



7575 Dr. Phillips Blvd, Ste 390

Orlando, FL 32819

www.eisre.com

DeLand Commons

225 S Woodland Blvd, DeLand, FL 32720



EQUITY
INVESTMENT
SERVICES

RETAILER MAP



Map data ©2026 Google Imagery ©2026 Airbus

Casey Dorner
407.404.4017
CDorner@eisre.com

Eric Portnoy
954.242.2010
EPortnoy@eisre.com



7575 Dr. Phillips Blvd, Ste 390
Orlando, FL 32819
www.eisre.com

DeLand Commons

225 S Woodland Blvd, DeLand, FL 32720



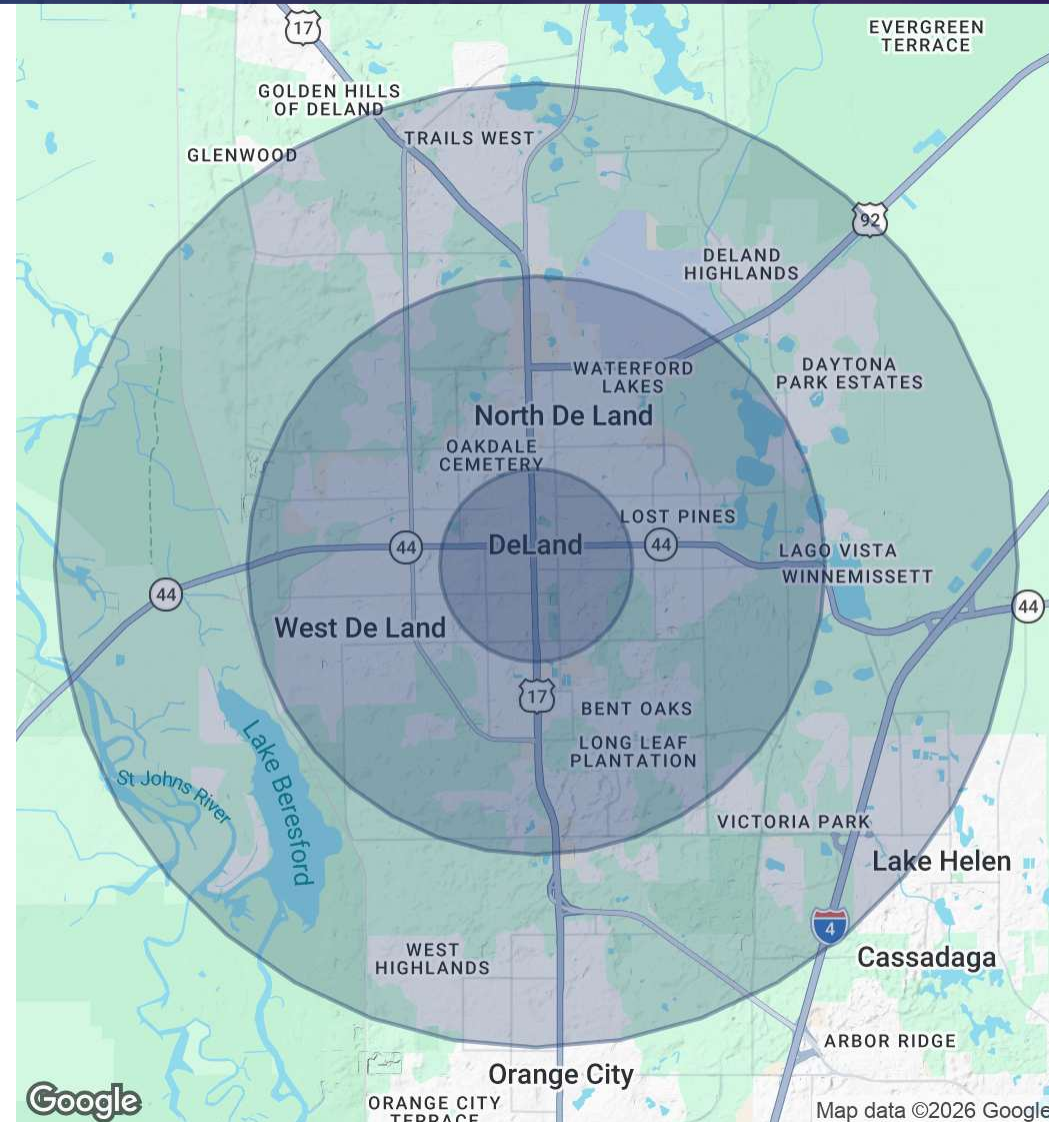
EQUITY
INVESTMENT
SERVICES

DEMOGRAPHICS MAP & REPORT

POPULATION	1 MILE	3 MILES	5 MILES
Total Population	11,468	45,508	75,853
Average Age	35.3	40.3	43.5

HOUSEHOLDS & INCOME	1 MILE	3 MILES	5 MILES
Total Households	3,911	16,879	29,145
# of Persons per HH	2.9	2.7	2.6
Average HH Income	\$64,154	\$82,260	\$88,811
Average House Value	\$254,089	\$283,296	\$287,695

RACE	1 MILE	3 MILES	5 MILES
Total Population - White	6,162	31,120	55,444
Total Population - Black	2,537	5,322	6,621
Total Population - Asian	76	292	757
Total Population - Hawaiian	26	68	77
Total Population - American Indian	89	105	137
Total Population - Other	1,282	4,488	6,376



Casey Dorner
407.404.4017
CDorner@eisre.com

Eric Portnoy
954.242.2010
EPortnoy@eisre.com



7575 Dr. Phillips Blvd, Ste 390
Orlando, FL 32819
www.eisre.com

DeLand Commons

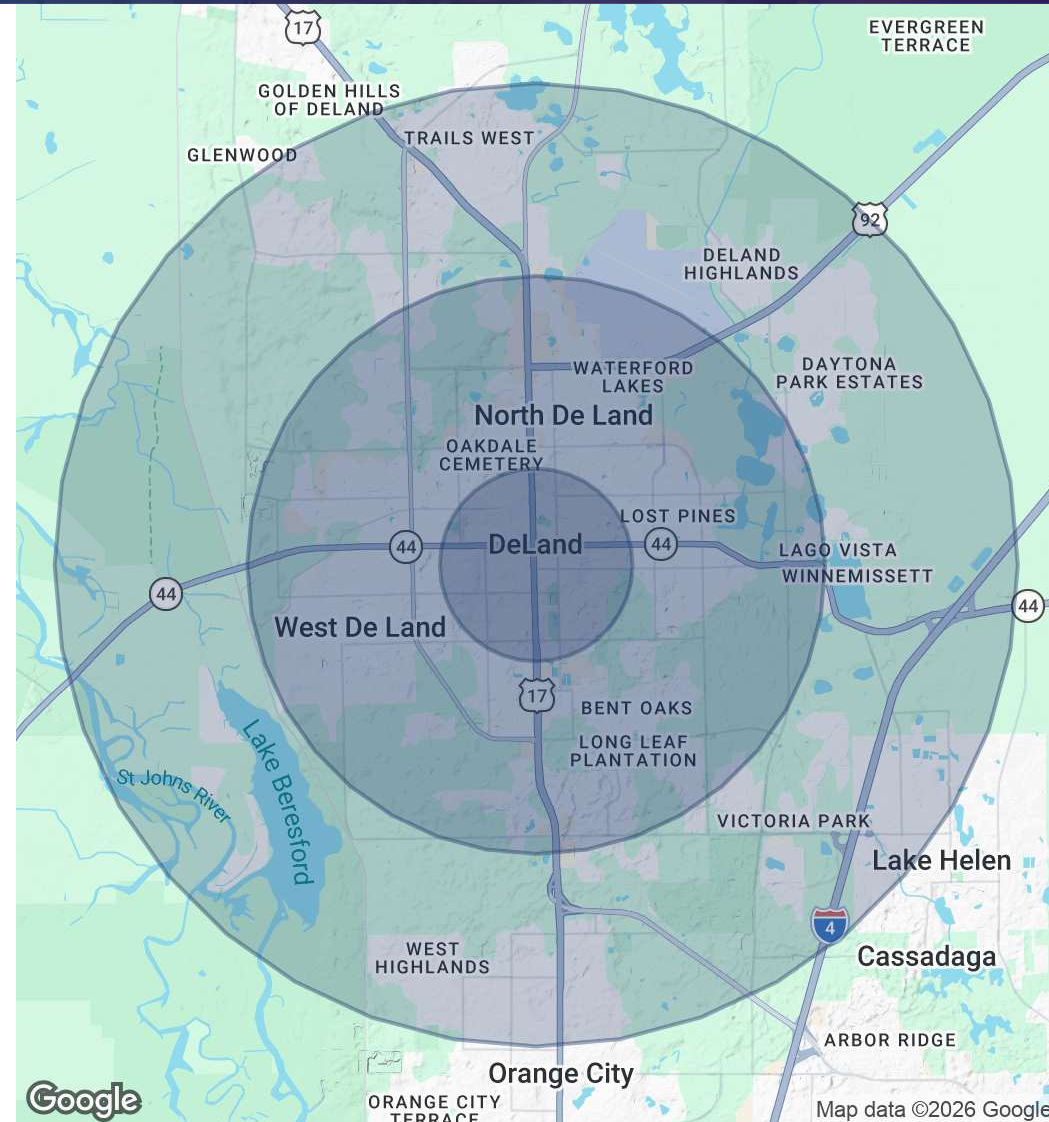
225 S Woodland Blvd, DeLand, FL 32720



EQUITY
INVESTMENT
SERVICES

DEMOGRAPHICS MAP & REPORT

AGE	1 MILE	3 MILES	5 MILES
0 - 4	558	2,390	3,757
5 - 9	578	2,494	3,922
10 - 14	628	2,769	4,409
15 - 17	421	1,786	2,759
18 - 20	1,300	3,051	3,999
21 - 24	952	2,776	3,940
25 - 34	1,353	5,508	8,432
35 - 44	1,216	5,435	8,744
45 - 54	1,008	5,157	8,469
55 - 64	1,082	5,931	9,919
65 - 74	1,252	6,548	11,321
75 - 84	902	4,187	6,819
85+	626	1,788	2,504



Casey Dorner
407.404.4017
CDorner@eisre.com

Eric Portnoy
954.242.2010
EPortnoy@eisre.com



7575 Dr. Phillips Blvd, Ste 390
Orlando, FL 32819
www.eisre.com