WINDOWS AND DOORS SCHEDULE

NO.	ROOM NAME	SIZE W x H	SIZE THK	MATERIAL WINDOW/DOOR	MATERIAL FRAME	REMARKS
	FIRST FLOOR					
101	MAIN ENTRANCE	SEE DETAILS	1/4"	GLASS	ALUM.	STORE FRONT (DOOR/WINDOW)
102	BATHROOM	2'-10"X6'-8"	1/4"	HC	WOOD	INTERIOR DOOR
	SECOND FLOOR					
201	OFFICE	SEE DETAILS	1/4"	GLASS	ALUM.	WINDOE
202	OFFICE	3'-0"X6'-8"	3/4"	HC	WOOD	OFFICE INTERIOR DOOR
203	CONF. ROOM	3'-0"X6'-8"	1/4"	HC	ALUMN.	SLIDING TEMPERED GLASS DOORS
204	BATHROOM	2'-6"X6'-8"	1/4"	HC	WOOD	INTERIOR DOOR

ROOM SCHEDULE

NO.	ROOM NAME	FLOOR	WALLS	CEILING	REMARKS
101	LOBBY	TILE	DRYWALL	DRYWALL	
102	STORAGE	CONC.	DRYWALL	UNFINISHED	
103	BATHROOM	TILE	DRYWALL	2x4 ACOUSTICAL CLG. TILES	ADA ACCESSIBLE
201	OFFICE	CARPET	DRYWALL	2x4 ACOUSTICAL CLG. TILES	
202	RECEPTION	CARPET	DRYWALL	2x4 ACOUSTICAL CLG. TILES	
203	CONF. ROOM	CARPET	DRYWALL	2x4 ACOUSTICAL CLG. TILES	
204	WORK AREA	CARPET	DRYWALL	2x4 ACOUSTICAL CLG. TILES	
205	WORK AREA	CARPET	DRYWALL	2x4 ACOUSTICAL CLG. TILES	
206	WORK AREA	CARPET	DRYWALL	2x4 ACOUSTICAL CLG. TILES	
207	WORK AREA	CARPET	DRYWALL	2x4 ACOUSTICAL CLG. TILES	
208	BATHROOM	TILE	DRYWALL	2x4 ACOUSTICAL CLG. TILES	
209	KITCHENETTE	TILE	DRYWALL	2x4 ACOUSTICAL CLG. TILES	

WINDOWS AND DOORS DETAILS & NOTES

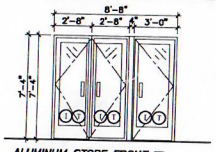

ALUMINUM STORE FRONT 101

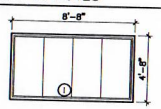

WINDOW AT MEZANNINE 201

NOTES

1. ALL STORE FRONTS AND WINDOWS TO BE ALUMINUM FRAME PAINTED TO MATCH WALL COLOR
2. (1) INDICATES TEMPERED GLAZING: GLAZING TO BE REFLECTIVE AND FRAME TO BE DARK BRONZE FINISHED ALUMINUM.
3. (1) INDICATES INSULATED GLAZING: DOUBLE PANE, LOW-E, REFLECTIVE GLAZING.
4. CONTRACTOR TO VERIFY ALL OPENING CONDITIONS FOR ALL WINDOWS PRIOR TO FABRICATION.
5. ALL EXTERIOR GLASS DOORS TO HAVE INSULATED GLAZING. INSULATED GLAZING = 1/4" GLASS, 1/2" AIR SPACE, 1/4" GLASS.
6. INSTALL WINDOWS PER MANUFACTURER'S SPECIFICATIONS AND INSTRUCTIONS USING ALL MATERIALS SPECIFIED.

ROOF PLAN KEYED NOTES

(1) ROOF & OVERFLOW DRAINS SEE DETAIL 1/A4.

(2) 4-PLY BUILT-UP ROOFING WITH FIBERGLASS CAP SHEET OVER 3/4" PLYWOOD DECK OVER BATT INSULATION TO ACHIEVE "R" VALUE OF 30 MINIMUM. THE ENTIRE SYSTEM SHALL BE BY ONE MANUFACTURER & COME WITH A 15 YEAR WARRANTY.

ROOF GENERAL NOTES:

- REFER TO SHEETS A4 FOR ADDITIONAL ROOFING DETAILS.
- MANUFACTURER'S DETAILS AND INSTRUCTIONS MUST BE USED FOR ALL INSTALLATIONS OF ROOFING MATERIALS, SUBSTRATES AND ROOFING ACCESSORIES. IF CONFLICTS OCCUR BETWEEN THESE DRAWINGS AND MFG. REQUIREMENTS, NOTIFY THE ARCHITECT IMMEDIATELY. CONTRACTOR IS RESPONSIBLE FOR INSTALLING THE MATERIALS TO THE MOST STRINGENT REQUIREMENTS.
- PROVIDE ALL REQUIRED FLASHING, CANT STRIPS, CRICKETS, ETC. AS REQUIRED FOR THIS JOBS CONDITIONS AS REQUIRED PER MFG. INSTRUCTIONS.

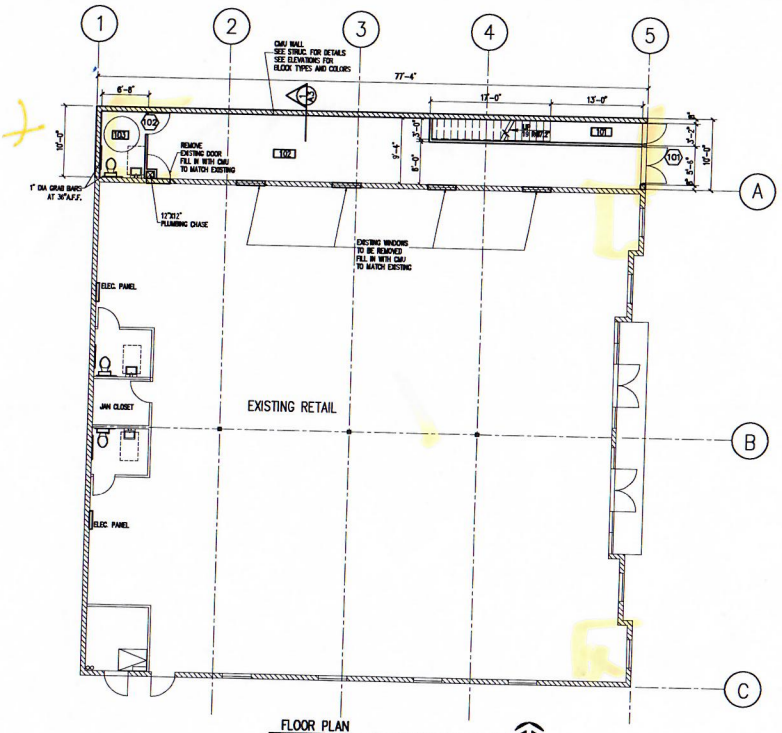

FLOOR PLAN
SCALE 1/8" = 1'-0"

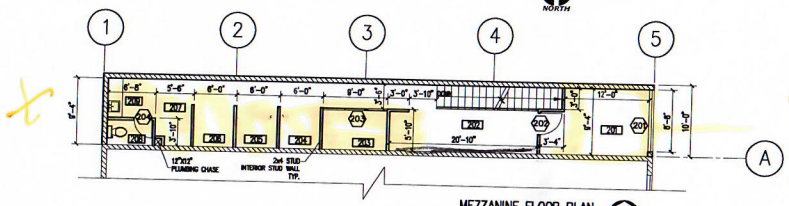

MEZZANINE FLOOR PLAN
SCALE 1/8" = 1'-0"

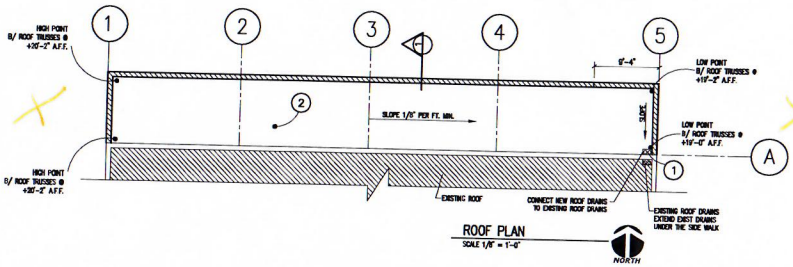

ROOF PLAN
SCALE 1/8" = 1'-0"

MK MK ARCHITECTURE
DESIGN . PLANNING
50 East Serene Ave, # 414
Las Vegas, NV 89123
702 . 534 . 8166
mk_arch@outlook.com

SEAL

MAED A. KHALER REGISTERED No.4594 Mak ARCHITECT STATE OF NEVADA

07/12/2108
EXP. 12/31/2018

CONSULTANTS

BUILDING ADDITION
M & M Rainbow Center
6015 South Rainbow Blvd.
Las Vegas, NV 89118

ISSUED FOR PERMIT: 12/06/2017

REVISIONS

MARK	DATE	DESCRIPTION

PROJECT NO: 2017 - 1

DRAWN BY: MAK

CHK'D BY: MAK

COPYRIGHT

ALL DRAWINGS AND SPECIFICATIONS AVAILABLE AS PART OF THIS SERVICE ARE PROPERTY OF THE ARCHITECT FOR THIS PROJECT, AND, AS SUCH, ARE THE PROPERTY OF THE ARCHITECT WHETHER THE PROJECT FOR WHICH THE DRAWINGS AND SPECIFICATIONS WERE MADE OR PART FOR USE ON ANY OTHER PROJECT HAS BEEN ACTUALLY PERFORMED OR NOT. THEY ARE NOT TO BE LOANED, CIRCULATED OR REPRODUCED WITHOUT THE WRITTEN CONSENT OF THE ARCHITECT.

SHEET TITLE

FLOOR AND ROOF PLANS

A2