

12900 S. MAIN STREET

LOS ANGELES

AVAILABLE FOR LEASE



PROPERTY HIGHLIGHTS

- +/- 4,756 Square Foot Industrial Warehouse
- Offered at \$1.15/SF/mo. Gross gross (\$5,469.40/mo.)
- Dock High Loading at Rear of Bldg. via Alley Access
- Oversized 12' x 14' Ground Level Door at Front of Bldg.
- 16' Minimum Warehouse Clearance
- 400a 120/240v 3-Phase Power (Lessee to Verify)
- Central Location - Minutes to 110/405/91/105 Freeways
- Unincorporated LA County - M1-IP-GZ Zoning
- Fenced & Paved Yard/Parking at Rear
- Functional Building - Ideal for Many Uses
- Green Zone Overlay (Lessee to Verify Use with County)



\$1.15/SF Gross
\$5,469.40/mo.




Dock High Loading
+ 12' x 14' GL Door




5 Parking Spaces
Fenced/Paved Yard



3-Phase Power
400 amps (verify)
120/240 volts



ALBERT PACLEB
DRE # 01882342
(562)256-4684
AP@LACRES.com



JOSH SCHWARTZ
DRE # 02058318
(424)218-9871
JS@LACRES.com


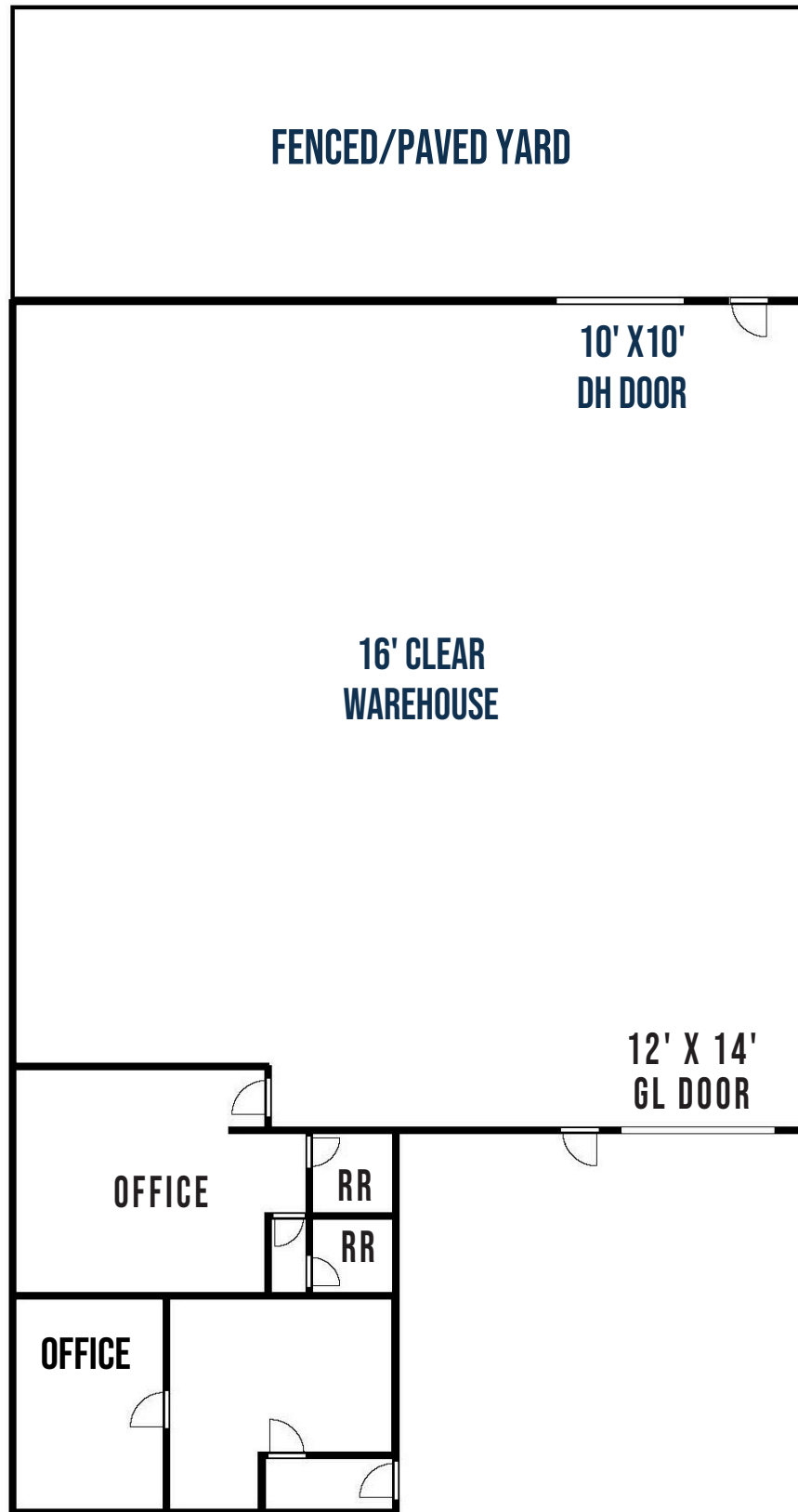
LACOMMERCIAL, INC.

627 Aviation Way
Manhattan Beach, CA 90266


BROKERS MAKES NO GUARANTEES, REPRESENTATIONS OR WARRANTIES OF ANY KIND, EXPRESSED OR IMPLIED. ALL INFORMATION TO BE INDEPENDENTLY VERIFIED.

12900 S. MAIN STREET

LOS ANGELES



ALBERT PACLEB
DRE # 01882342
(562)256-4684
AP@LACRES.com



JOSH SCHWARTZ
DRE # 02058318
(424)218-9871
JS@LACRES.com

LACOMMERCIAL, INC.

**627 Aviation Way
Manhattan Beach, CA 90266**

BROKERS MAKES NO GUARANTEES, REPRESENTATIONS OR WARRANTIES OF ANY KIND, EXPRESSED OR IMPLIED. ALL INFORMATION TO BE INDEPENDENTLY VERIFIED.