


FLOOR PLAN NOTES

1. ALL DOOR AND WINDOW OPENINGS ARE DIMENSIONED FROM ADJACENT PANEL JOINTS.
2. ALL OVERHEAD BUILDING COMPONENTS TO BE 36'-0" MIN. ABOVE FLOOR SLAB UNLESS OTHERWISE INDICATED.
3. PROVIDE FIRE EXTINGUISHERS ON BRACKETS AS REQUIRED ON CODE PLAN. PRIOR TO PLACEMENT, REVIEW LOCATION WITH FIRE MARSHAL.
4. PROVIDE R-11, 4 ALUM-FACED RIGID BOARD INSULATION STICK PINNED TO CONCRETE WALLS FROM FLOOR TO DECK AT INTERIOR PERIMETER OF BUILDING.
5. REPAIR ALL CONSTRUCTION MARKS, HOLES AND SIMILAR BLEMISHES TO CREATE A SMOOTH FINISH ON CONCRETE SLAB ON GRADE TO HAVE ALL JOINTS SEALED.
6. REPAIR AND CLEAN SLAB ON GRADE IN PREPARATION OF CONCRETE SEALER.
7. CONCRETE SEALER TO OCCUR ON ALL INTERIOR SLAB ON GRADE SURFACE.



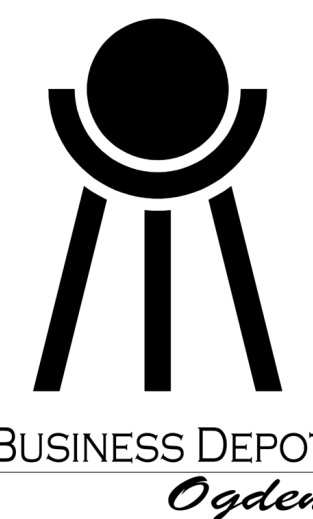
375 WEST 200 SOUTH
SALT LAKE CITY, UT 84101
P: 801.521.8600
F: 801.521.7913
www.gsbsarchitects.com

REVISIONS:	



02.15.2023

PERMIT SET



PERMIT SET
BDO 755 Core &
Shell

755 North Depot Drive,
Ogden UT 84404



1150 South Depot Dr., Suite 100
Ogden, Utah 84404

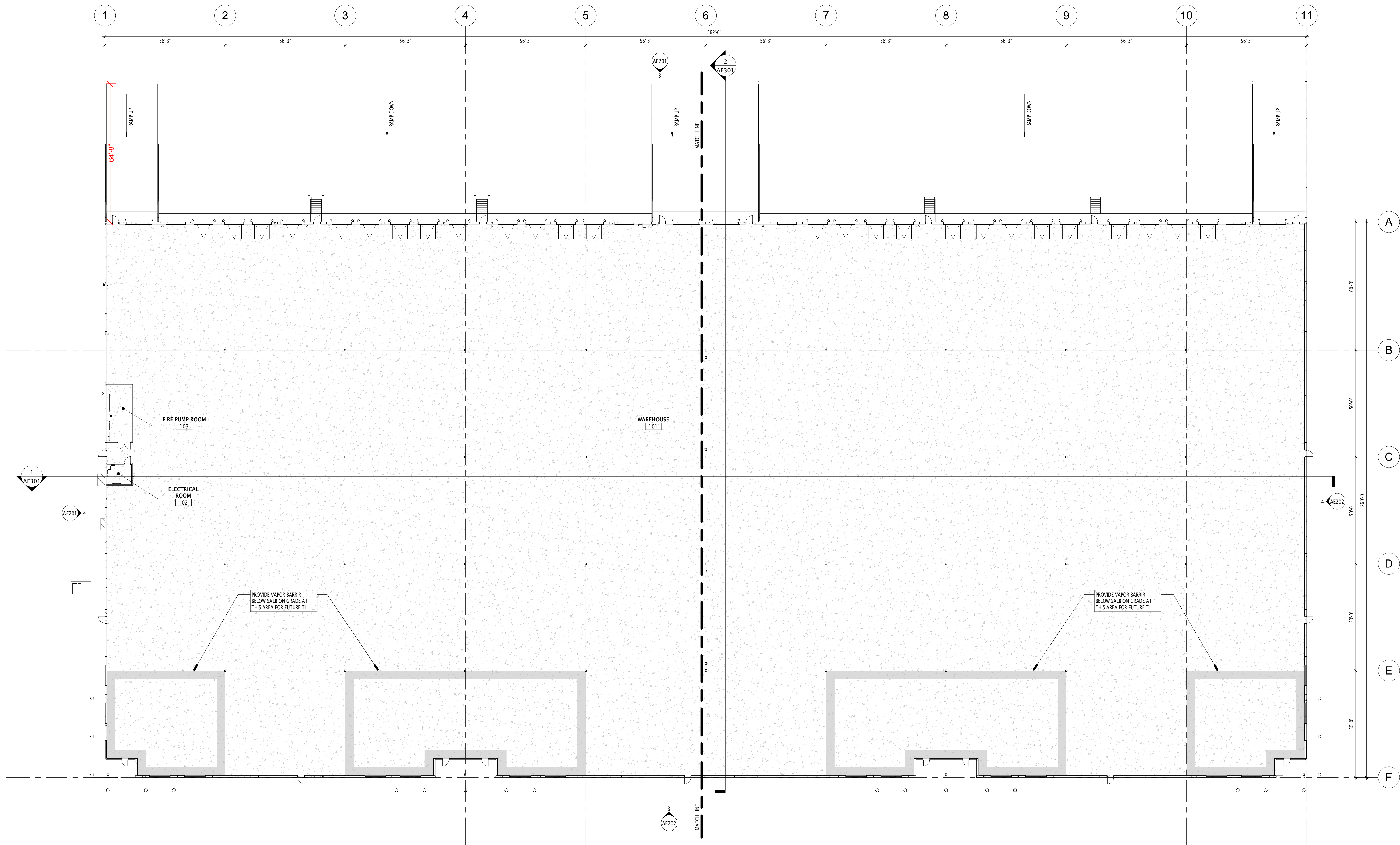
OWNER PROJECT NO.:
GSBS PROJECT NO.:
ISSUED DATE:

2022.061.00
02/15/2023

OVERALL FLOOR PLAN

AE111

REV



1 OVERALL PLAN - LEVEL ONE
AE111 / 1" = 20'-0"

