

15225 Katy Fwy - La Quinta Inns & Suites Houston West Park 10



Location: **La Quinta Inns & Suites Houston West Park 10**
Briar Forest/West Memorial MF Cluster
Energy Corridor MF Submarket
Harris County
Houston, TX 77094

Building Type: **Hospitality/Hotel**

Status: **Built 1997, Renov 2014**

Stories: **3**

RBA: **61,360 SF**

Typical Floor: **13,415 SF**

Total Avail: **No Spaces Currently Available**

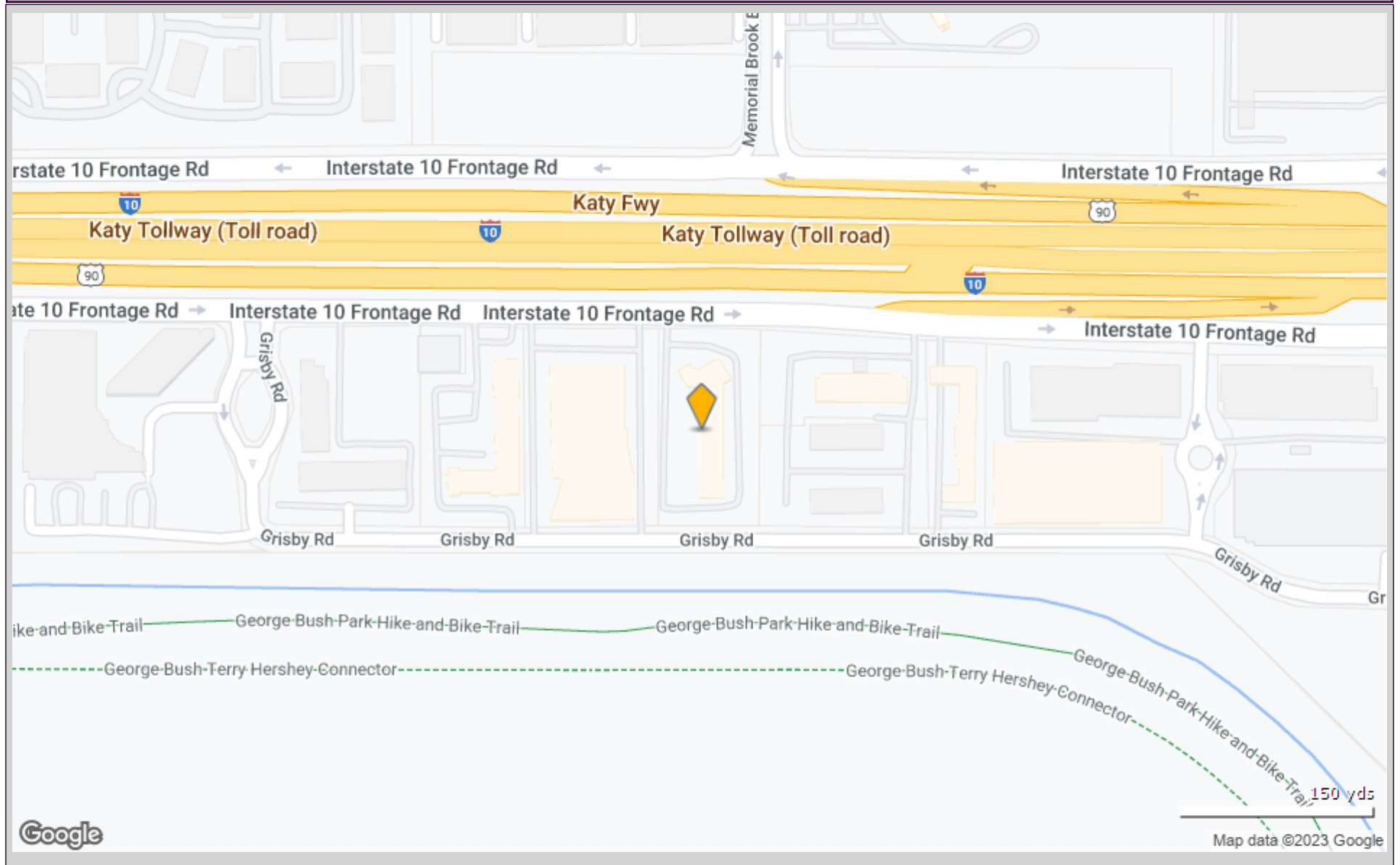
% Leased: **0%**

Developer: -
Management: -
Recorded Owner: **AJAS Inc.**

Expenses: **2021 Tax @ \$1.25/sf**
Parcel Number: **1153400000008**
Parking: **Ratio of 1.94/1,000 SF**
Amenities: **Business Center, Fitness Center, Pool**

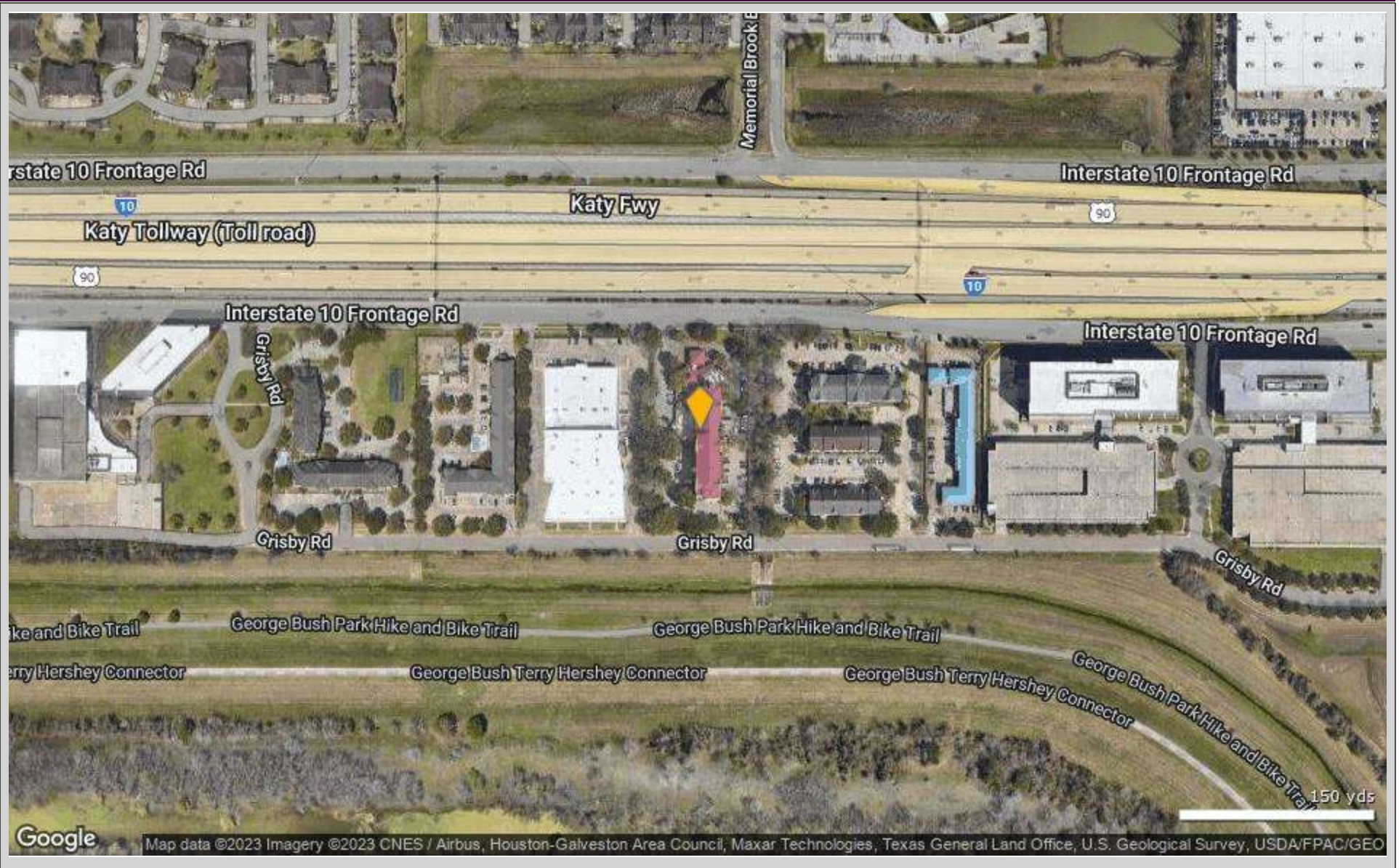
La Quinta Inns & Suites Houston West Park 10

15225 Katy Fwy - Houston, TX 77094



La Quinta Inns & Suites Houston West Park 10

15225 Katy Fwy - Houston, TX 77094



La Quinta Inns & Suites Houston West Park 10

15225 Katy Fwy, Houston, TX 77094

No Site Plan image was found for this property

Tenant data not available for this property

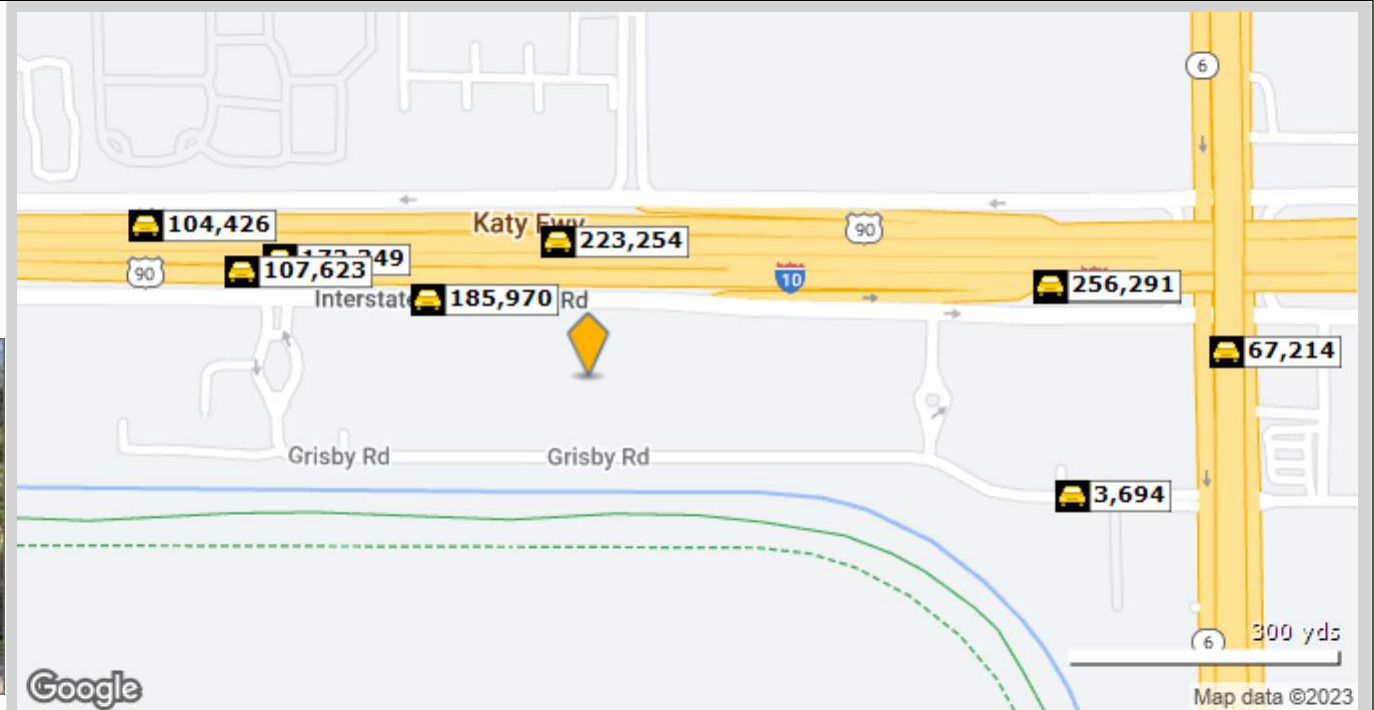
Total Tenants for report: 0

Traffic Count Report

La Quinta Inns & Suites Houston West Park 10

15225 Katy Fwy, Houston, TX 77094

Building Type: **Hospitality**
 Class: -
 RBA: **61,360 SF**
 Typical Floor: **13,415 SF**
 Total Available: **0 SF**
 % Leased: **0%**
 Rent/SF/Yr: -



	Street	Cross Street	Cross Str Dist	Count Year	Avg Daily Volume	Volume Type	Miles from Subject Prop
1	TX 121	Broadfield Blvd	0.08 W	2020	223,254	AADT	.09
2	Katy Fwy	Grisby Rd	0.10 W	2018	185,970	MPSI	.11
3	I- 10	Broadfield Blvd	0.27 W	2022	173,349	MPSI	.21
4	Katy Freeway	Grisby Rd	0.03 SE	2021	107,623	MPSI	.23
5	Katy Freeway	Grisby Rd	0.10 SE	2021	104,426	MPSI	.30
6	I- 10	Broadfield Blvd	0.77 W	2022	217,344	MPSI	.31
7	I- 10	Broadfield Blvd	0.77 W	2018	256,291	MPSI	.31
8	Grisby Rd	Grasshopper Ln	0.16 E	2022	3,659	MPSI	.32
9	Grisby Rd	Grasshopper Ln	0.16 E	2021	3,694	MPSI	.32
10	Hwy 6 S		0.00	2022	67,214	MPSI	.41

La Quinta Inns & Suites Houston West Park 10
15225 Katy Fwy, Houston, TX 77094

Type: **Hospitality/Hotel**
County: **not available**

 **1 Mile**
 **County**

County Data Unavailable for Current Property

Demographic Summary Report

La Quinta Inns & Suites Houston West Park 10

15225 Katy Fwy, Houston, TX 77094

Building Type: **Hospitality**
 Class: -
 RBA: **61,360 SF**
 Typical Floor: **13,415 SF**

Total Available: **0 SF**
 % Leased: **0%**
 Rent/SF/Yr: -



Radius	1 Mile	3 Mile	5 Mile
Population			
2028 Projection	5,739	51,871	245,025
2023 Estimate	5,587	50,898	242,860
2010 Census	4,254	41,215	211,358
Growth 2023 - 2028	2.72%	1.91%	0.89%
Growth 2010 - 2023	31.34%	23.49%	14.90%
2023 Population by Hispanic Origin	1,348	13,272	85,447
2023 Population	5,587	50,898	242,860
White	3,492 62.50%	32,661 64.17%	159,294 65.59%
Black	1,019 18.24%	7,241 14.23%	43,483 17.90%
Am. Indian & Alaskan	25 0.45%	350 0.69%	2,117 0.87%
Asian	923 16.52%	9,178 18.03%	31,285 12.88%
Hawaiian & Pacific Island	8 0.14%	39 0.08%	243 0.10%
Other	120 2.15%	1,429 2.81%	6,438 2.65%
U.S. Armed Forces	0	53	191
Households			
2028 Projection	2,701	21,883	92,871
2023 Estimate	2,642	21,555	92,185
2010 Census	2,075	17,897	80,816
Growth 2023 - 2028	2.23%	1.52%	0.74%
Growth 2010 - 2023	27.33%	20.44%	14.07%
Owner Occupied	589 22.29%	9,506 44.10%	50,604 54.89%
Renter Occupied	2,052 77.67%	12,049 55.90%	41,582 45.11%
2023 Households by HH Income	2,640	21,553	92,184
Income: <\$25,000	291 11.02%	2,559 11.87%	12,577 13.64%
Income: \$25,000 - \$50,000	705 26.70%	4,262 19.77%	18,889 20.49%
Income: \$50,000 - \$75,000	763 28.90%	4,539 21.06%	18,487 20.05%
Income: \$75,000 - \$100,000	219 8.30%	2,563 11.89%	11,056 11.99%
Income: \$100,000 - \$125,000	220 8.33%	1,532 7.11%	8,509 9.23%
Income: \$125,000 - \$150,000	76 2.88%	1,167 5.41%	5,561 6.03%
Income: \$150,000 - \$200,000	184 6.97%	1,816 8.43%	6,349 6.89%
Income: \$200,000+	182 6.89%	3,115 14.45%	10,756 11.67%
2023 Avg Household Income	\$84,267	\$107,854	\$99,549
2023 Med Household Income	\$58,852	\$71,786	\$69,734

La Quinta Inns & Suites Houston West Park 10

15225 Katy Fwy, Houston, TX 77094

Building Type: **Hospitality**
 Class: -
 RBA: **61,360 SF**
 Typical Floor: **13,415 SF**

Total Available: **0 SF**
 % Leased: **0%**
 Rent/SF/Yr: -



Business Employment by Type	# of Businesses	# Employees	#Emp/Bus
Total Businesses	864	7,750	9
Retail & Wholesale Trade	90	1,029	11
Hospitality & Food Service	47	826	18
Real Estate, Renting, Leasing	48	258	5
Finance & Insurance	94	374	4
Information	20	467	23
Scientific & Technology Services	221	2,275	10
Management of Companies	3	9	3
Health Care & Social Assistance	117	514	4
Educational Services	8	181	23
Public Administration & Sales	3	18	6
Arts, Entertainment, Recreation	9	30	3
Utilities & Waste Management	34	294	9
Construction	89	904	10
Manufacturing	28	330	12
Agriculture, Mining, Fishing	2	6	3
Other Services	51	235	5

Consumer Spending Report

La Quinta Inns & Suites Houston West Park 10

15225 Katy Fwy, Houston, TX 77094

Building Type: **Hospitality**
 Class: -
 RBA: **61,360 SF**
 Typical Floor: **13,415 SF**
 Total Available: **0 SF**
 % Leased: **0%**
 Rent/SF/Yr: -



2023 Annual Spending (\$000s)	1 Mile	3 Mile	5 Mile
Total Specified Consumer Spending	\$70,539	\$686,729	\$2,931,665
Total Apparel	\$3,677	\$35,915	\$159,055
Women's Apparel	1,387	13,960	60,881
Men's Apparel	748	7,335	31,932
Girl's Apparel	272	2,611	11,896
Boy's Apparel	200	1,887	8,797
Infant Apparel	194	1,730	7,917
Footwear	876	8,393	37,631
Total Entertainment & Hobbies	\$10,099	\$97,827	\$412,214
Entertainment	887	8,727	42,239
Audio & Visual Equipment/Service	2,566	23,062	98,807
Reading Materials	127	1,281	4,811
Pets, Toys, & Hobbies	1,517	15,682	65,461
Personal Items	5,002	49,075	200,897
Total Food and Alcohol	\$20,157	\$187,715	\$797,343
Food At Home	9,970	92,108	404,872
Food Away From Home	8,795	82,321	339,436
Alcoholic Beverages	1,392	13,286	53,035
Total Household	\$10,771	\$116,158	\$486,798
House Maintenance & Repair	1,225	18,924	94,499
Household Equip & Furnishings	4,537	45,402	188,120
Household Operations	3,486	35,816	144,417
Housing Costs	1,522	16,015	59,761

Consumer Spending Report

La Quinta Inns & Suites Houston West Park 10

15225 Katy Fwy, Houston, TX 77094

2023 Annual Spending (000s)	1 Mile	3 Mile	5 Mile
Total Transportation/Maint.	\$18,033	\$167,303	\$748,740
Vehicle Purchases	8,121	75,520	361,981
Gasoline	5,111	44,937	201,794
Vehicle Expenses	290	4,287	16,254
Transportation	2,115	21,334	77,873
Automotive Repair & Maintenance	2,395	21,226	90,838
Total Health Care	\$3,193	\$31,497	\$131,948
Medical Services	1,822	18,227	75,764
Prescription Drugs	983	9,606	41,020
Medical Supplies	387	3,664	15,164
Total Education/Day Care	\$4,610	\$50,312	\$195,567
Education	2,860	31,836	125,777
Fees & Admissions	1,750	18,477	69,790