



SUITES AVAILABLE

1,833 - 3,790 SF

USES

Retail

PARKING

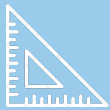
3.9 per 1,000 SF

RENTAL RATE

\$18.50 PSF

A: 1906 Towne Centre Blvd. Suite 270 Annapolis, MD 21401

E: mason.popham@thomas-park.com | **W:** www.thomas-park.com | **P:** 410.280.0220



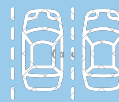
11,000

Square Feet



\$5.00

NNN
Expenses



44

Parking
Spaces



2

Facade Signage
Spaces Available

PROPERTY HIGHLIGHTS

- ✓ Well-trafficked retail strip center
- ✓ Existing second generation restaurant space
- ✓ Most competitive rent in the market with low NNN expenses
- ✓ Directly adjacent to Global Headquarters of Aerotek, a Fortune 500 Company
- ✓ Easy access to Route 295 & Route 100
- ✓ Less than 10 minutes away from BWI Airport, Arundel Mills, and MD Live!
- ✓ Large and very visible facade signage available
- ✓ Opportunity to lease existing restaurant space and expand over time

SHOPPING

< 5 minutes to major employers & retailers

ROUTE 100

< 1 mile

ROUTE 295

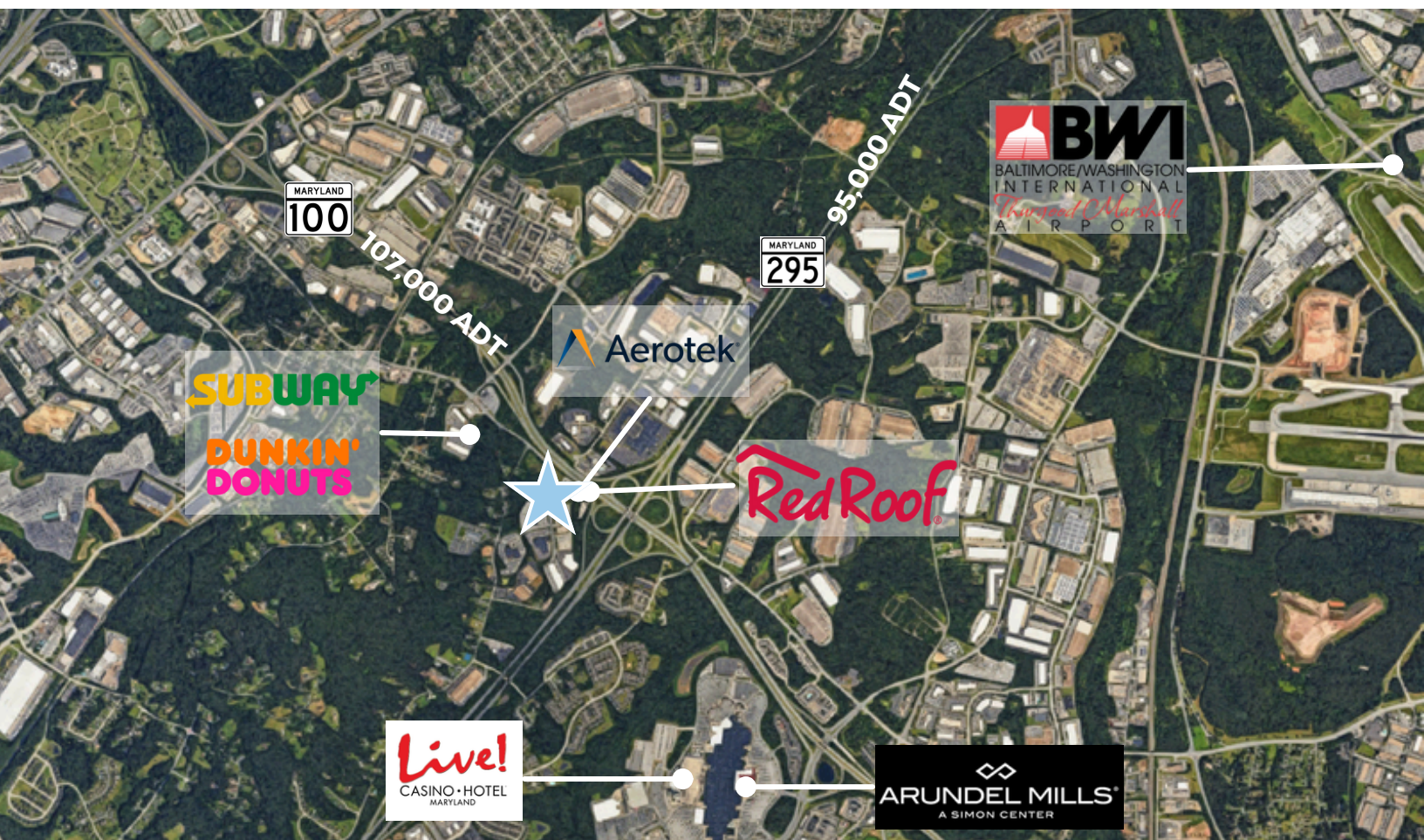
< 1 mile

BALTIMORE

8 miles

WASHINGTON, D.C.

20 miles



**SUITE C
FLOORPLAN**

**1,957
RENTABLE
SQUARE FEET**

**OPEN
LAYOUT**

**SIGNAGE
AVAILABLE**

CLICK FOR A VIRTUAL TOUR: 



**SUITE D
FLOORPLAN**

1,833
RENTABLE
SQUARE FEET

END CAP
UNIT

SECOND
GENERATION
RESTAURANT

CLICK FOR A VIRTUAL TOUR: 



Thomas Park is a full-service commercial real estate firm offering alternative investment strategies and third-party commercial real estate services.



Thomas Park Commercial specializes in leasing and investment brokerage across all commercial asset classes throughout Maryland.



MASON POPHAM

EXECUTIVE VICE PRESIDENT
THOMAS PARK COMMERCIAL

E: mason.popham@thomas-park.com

T: 410.280.0220



TPI is one of the fastest growing private equity real estate investment firms on the East Coast focused exclusively on healthcare real estate.



TPM is a best in class property management firm with a 30+ year track record in the commercial real estate industry.



TPD is an innovative interior design firm specializing in healthcare, medical office, commercial office, and retail.



TPC focuses on commercial construction within the healthcare, retail, office and industrial sectors.