

# 5670 WILSHIRE

LOS ANGELES, CA

## MULTIMILLION DOLLAR TRANSFORMATION

JUST COMPLETED



Take a Virtual Tour



Visit 5670 Wilshire Online for  
Floor Plans and Virtual Tours

CBRE

**Rockhill**  
MANAGEMENT  
AN AFFILIATE OF  
ROCKPOINT  
GROUP



# WELCOME TO 5670 WILSHIRE

## WHOLELY REIMAGINED

**5670 Wilshire** is a 27-story modernist style building offering 441,027 square feet of class A modern workspace along LA's vibrant Miracle Mile. Tech, media, and creative firms seek this desirable location because of the vibrant and talented population within a 5-mile radius. Its open and flexible floor plans, expansive window lines, warm natural light, panoramic views, outstanding design, and modern amenities deliver workspace that fosters innovation and wellbeing.

**The transformation** at 5670 Wilshire has just been completed; extensive upgrades include a fully reimagined, modern lobby; state-of-the-art fitness center, conference and lounge centers; a Hollywood-caliber screening room; and a new outdoor lounge and recreation areas with public art installations. In addition, abundant parking, electric charging stations, and a full service auto spa are available onsite.



# WELCOME AREA (LOBBY)



# STATE-OF-THE-ART GYM



# HOLLYWOOD-CALIBER SCREENING ROOM



# INDOOR LOUNGE AREAS



WILSHIRE

# OUTDOOR LOUNGE AREAS



# CONFERENCE CENTERS



# MODERN WORKSPACES



SPEC SUITE 600



SPEC SUITE 1230



SPEC SUITE 1350



SPEC SUITE 1970



5670 WILSHIRE

# AVAILABILITIES

**PARKING:** 3:1,000 SF  
 Covered \$181  
 Reserved \$286

Denotes Contiguous Spaces

SUITE	SQ. FT.	SUITE DESCRIPTION
# 160	1,629	
# 300	35,697	
# 400	19,403	Full floor opportunity; floor plan coming soon
# 450	6,667	Full floor opportunity; floor plan coming soon
# 500	12,094	▶ Wrapping north, west, south views; white-boxed full floor and ready for build-out
# 550	3,599	▶ North-east views, 7 window offices, bull pen area
# 600	6,104	Large window conference, 3 window offices, kitchen, storage room, bull pen
# 660	1,175	▶ 3 window offices, kitchen, storage room, open area
# 700	5,776	▶ SPEC suite: north-west views, 4 interior offices, large window conference room, kitchen, 2 large bull pen areas, large storage/IT room
# 750	5,039	▶ Double door elevator ID, window conference, 7 window offices, 2 interior offices, open areas, kitchen, large bull pen
# 760	2,380	3 window offices, 1 window conference, reception, kitchen, open area/work stations
# 830	2,380	6 window offices, kitchen, reception, open area
# 850	4,549	

5670 WILSHIRE

# AVAILABILITIES

**PARKING:** 3:1,000 SF  
 Covered \$181  
 Reserved \$286

Denotes Contiguous Spaces



SUITE	SQ. FT.	SUITE DESCRIPTION
# 860	3,387	6 window offices, 3 interior offices, bull pen, open area
# 1000	9,867	
# 1100	15,876	
# 1200	5,888	⌂ Double-door elevator identity with 9 window offices, kitchen, storage room, open area and bull pen
# 1220	3,275	3 window offices, kitchen, storage, large bull pen
# 1230	2,726	⌂ SPEC suite: 1 window office, 2 interior offices, kitchen, bull pen
# 1300	4,387	⌂ 7 window offices, 3 interior offices, kitchen, bull pen, reception area
# 1620	3,067	
# 1650	5,552	⌂ 9 window offices, 2 interior offices, kitchen, storage, 3 open areas
# 1710	2,119	2 offices, conference room, kitchen, storage room, open area
# 1740	3,078	⌂ 6 window offices, 2 kitchens, reception area, storage room, open area
# 1730	1,713	⌂ Plan coming soon
# 1780	5,410	2 window offices, large bull pen area on window line, 1 interior office, open area

5670 WILSHIRE

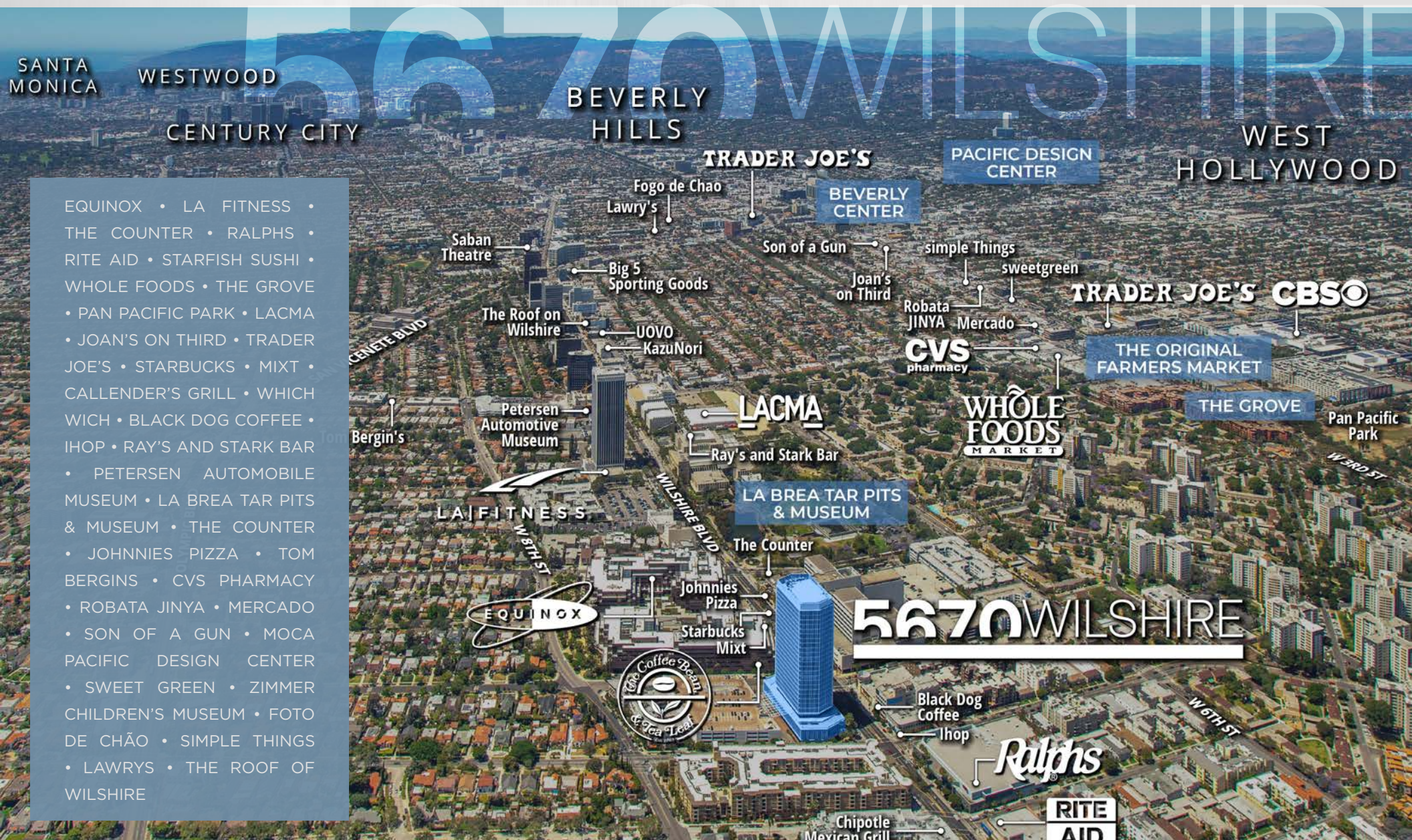
# AVAILABILITIES

**PARKING:** 3:1,000 SF  
 Covered \$181  
 Reserved \$286

Denotes Contiguous Spaces

SUITE	SQ. FT.		SUITE DESCRIPTION
# 1800	16,681		FULL FLOOR with 360 degree views: double door elevator identity, 71 offices, kitchen, 7 utility/storage rooms, restrooms, open area
# 1930	2,331		Whitebox condition; ready for build-out
# 2000	16,542		FULL FLOOR: Whitebox condition, ready for build-out
# 2150	7,673		Wrapping north-east to southern views, elevator identity, while-boxed and ready for build-out
# 2200	16,533		FULL FLOOR: 4 interior offices, kitchen, 2 bull pen areas
# 2350	7,229		Wrapping south-east and south-west views,
# 2400	16,381		FULL FLOOR: 3 large window conference offices, 5 window offices, 12 interior offices, kitchen, restrooms, storage, large open area

# AMENITIES



- EQUINOX • LA FITNESS •
- THE COUNTER • RALPHS •
- RITE AID • STARFISH SUSHI •
- WHOLE FOODS • THE GROVE •
- PAN PACIFIC PARK • LACMA •
- JOAN'S ON THIRD • TRADER JOE'S •
- STARBUCKS • MIXT •
- CALLENDER'S GRILL • WHICH WICH •
- BLACK DOG COFFEE • IHOP •
- RAY'S AND STARK BAR • PETERSEN AUTOMOBILE MUSEUM •
- LA BREA TAR PITS & MUSEUM • THE COUNTER •
- JOHNNIES PIZZA • TOM BERGINS •
- CVS PHARMACY • ROBATA JINYA •
- MERCADO • SON OF A GUN •
- MOCA PACIFIC DESIGN CENTER • SWEET GREEN •
- ZIMMER CHILDREN'S MUSEUM • FOTO DE CHÃO •
- SIMPLE THINGS • LAWRY'S •
- THE ROOF OF WILSHIRE

# METRO PURPLE LINE

The long-awaited construction of the Metro Purple Line Extension is now underway. Continuing from the current terminus at Wilshire/Western, the Purple Line will extend westward for approximately nine miles with seven new stations, providing a dependable, high-speed, and high-capacity alternative for those traveling to and from West Los Angeles destinations such as the Media Mile, and eventually Beverly Hills, Century City, and Westwood.

The project will be completed in three phases, with the initial phase running 3.9 miles including three stations (Wilshire/La Brea, Wilshire/Fairfax, Wilshire/La Cienega) set to open in 2023. Located between the future Wilshire/Fairfax and Wilshire/La Brea stations, 5670 Wilshire will offer convenient access to the region's growing rail network.

Upon full completion of the Phase III extension, scheduled for 2024, commuters will travel entirely below ground in just 25 minutes between Downtown Los Angeles and the final west-end terminus at Westwood/VA Hospital.



# 5670 WILSHIRE

JEFF PION

Lic. 00840278

+1 310 550 2537

jeff.pion@cbre.com

DERON WHITE

Lic. 00971786

+1 310 550 2547

deron.white@cbre.com

MICHELLE ESQUIVEL-HALL

Lic. 01290582

+1 310 550 2525

michelle.esquivel@cbre.com

© 2025 CBRE, Inc. All rights reserved. This information has been obtained from sources believed reliable but has not been verified for accuracy or completeness. You should conduct a careful, independent investigation of the property and verify all information. Any reliance on this information is solely at your own risk.

**CBRE**

**Rockhill**  
MANAGEMENT  
AN AFFILIATE OF  
ROCKPOINT  
GROUP