

42ND AVE

**ALLOY**  
SUNNYSIDE 

JASON ST



**ALLOY**  
SUNNYSIDE 

**next level urban lifestyle**

**leasing 2,650 sf**

EXCLUSIVELY MARKETING BY





# welcome to the sunnyside

---

The Sunnyside neighborhood is known for its vibrant food and drink scene, with an ever-expanding selection of top-rated restaurants, bars, and breweries. From cozy cafes to trendy cocktail bars, you'll never run out of options to explore. Plus, you'll enjoy proximity to a selection of beautifully maintained parks and trails, as well as everything downtown Denver has to offer. Looking for short commute? The convenient selection of neighborhood amenities makes it easy to find everything you need right at your doorstep. Alloy Sunnyside is the perfect place to experience the best that urban Denver has to offer.



## alloy sunnyside

---

### **ADDRESS**

4150 N Jason St. | Denver, CO 80202

### **BUILDING**

8 Story Mixed-Use Building

209 Units - Studio, One, Two and Three Bedroom Apartment

### **RETAIL**

2,650 SF of Rentable Ground Floor Retail Space

Restaurant Infrastructure in Place

Retail Space can be Demised



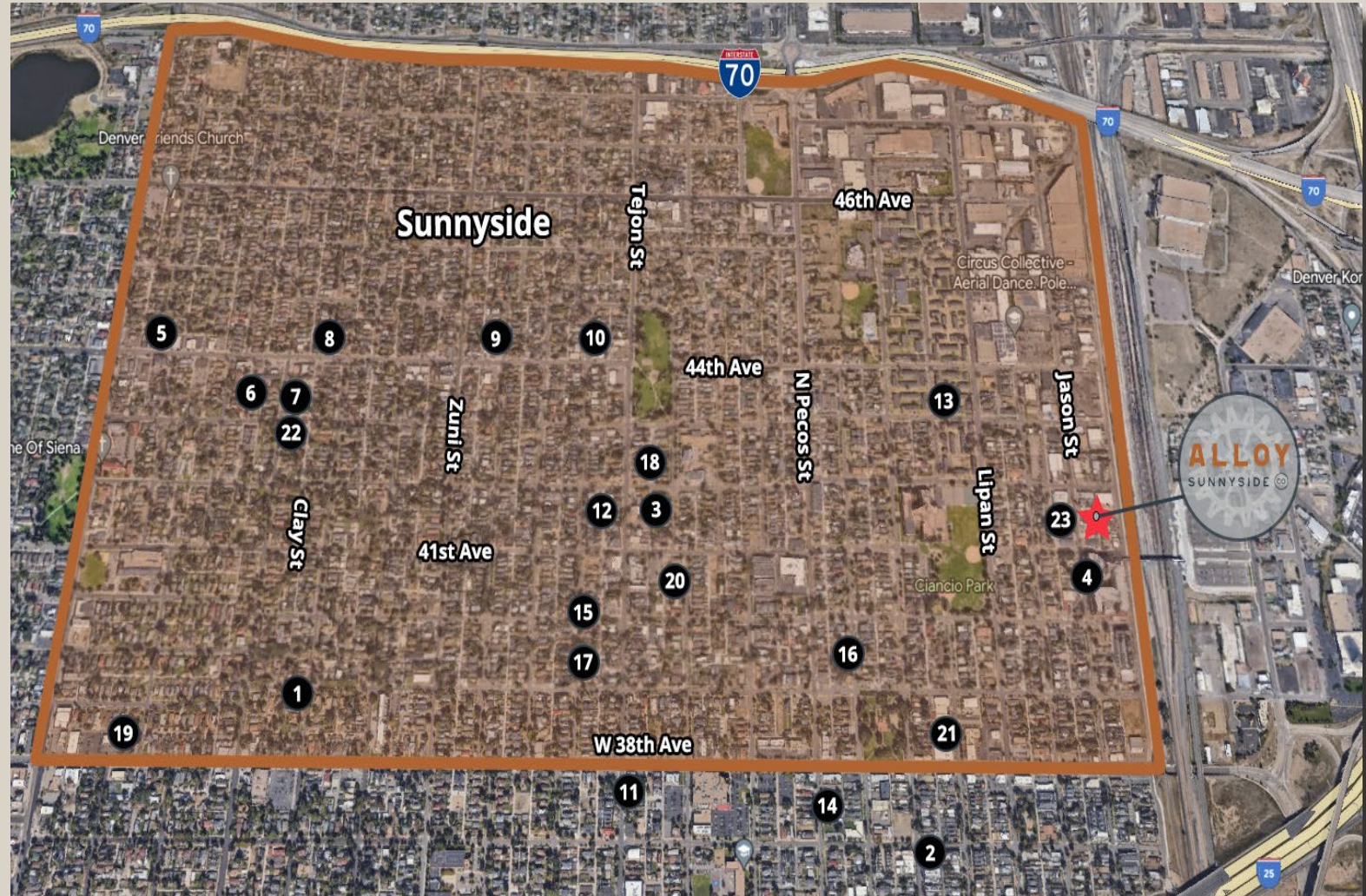
aerial






# surrounding retail

1. Bodega
2. Acova
3. Wolf's Tailor
4. Launch Cafe & Cocktails
5. Sunnyside Supper Club
6. Bacon Social House
7. El Jefe
8. Sunny's
9. The Radiator
10. Monkey Barrel
11. Gaetano's
12. Cherry Bean Coffee
13. Huckleberry Roasters
14. Los Carboncitos
15. Necio Mexican Kitchen
16. Mr Peralto Mariscos
17. My Vision Nutrition
18. Nozomi
19. The Universal
20. Ramen Star
21. Diebolt Brewing Company
22. So Damn Gouda
23. Waldschanke Ciders & Coffee





# Building Photos

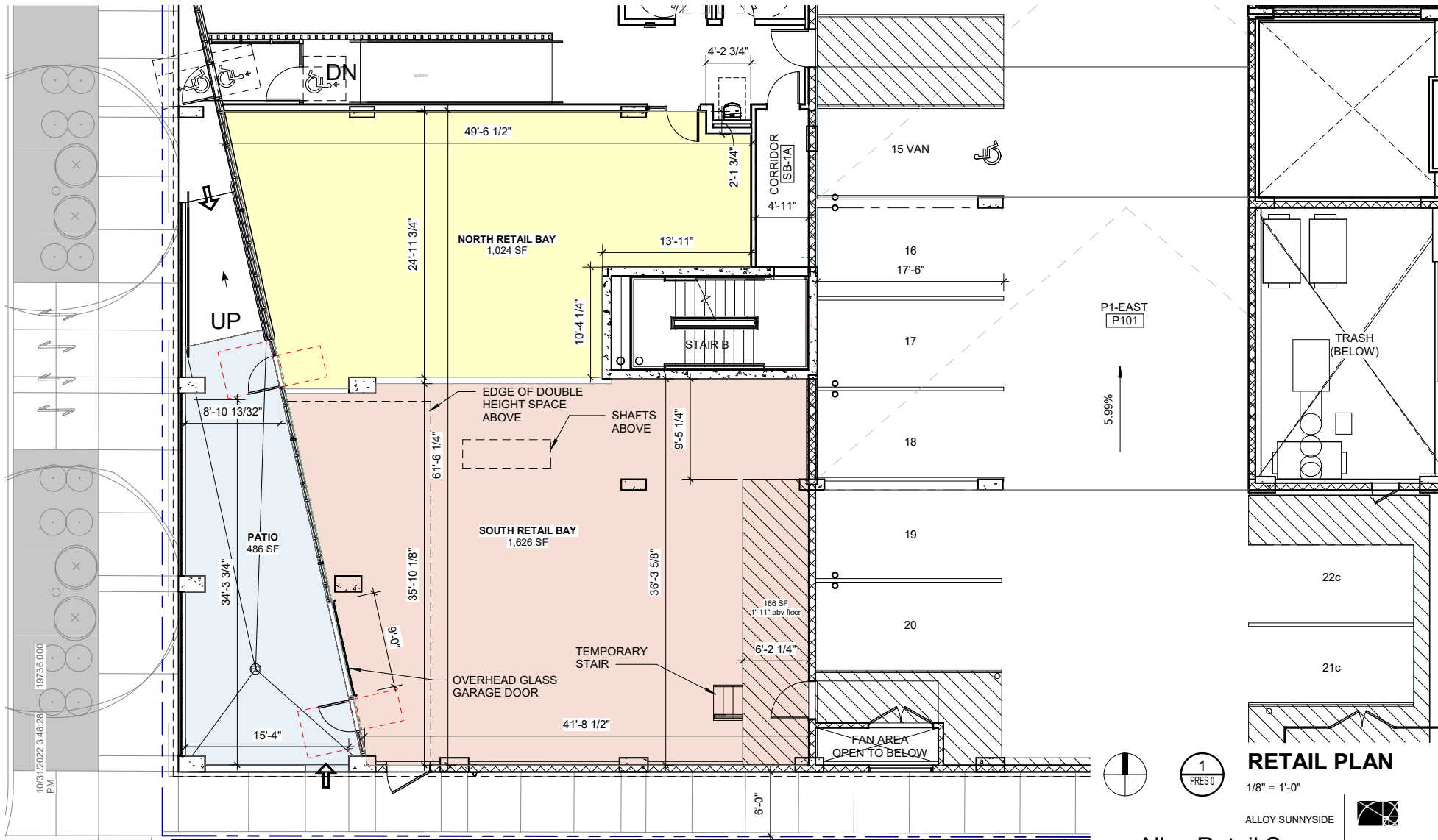




# retail plan

22'-0" 5-MIN PARKING

88'-0" PROPOSED 2-HR PARKING



## RETAIL PLAN

1/8" = 1'-0"

ALLOY SUNNYSIDE

Alloy Retail Space



RATIO

# demographics

Population	1 Mile	2 Miles	3 Miles
2023 Estimated Population	21,296	93,331	183,112
2028 Projected Population	26,268	107,155	203,870
Projected Annual Growth 2023 to 2028	4.29%	2.80%	2.17%
Daytime Population			
2023 Daytime Population	21,443	158,902	321,456
Workers	14,478	127,401	258,624
Residents	6,965	31,501	62,832
Income			
2023 Est. Average Household Income	\$126,714	\$137,585	\$128,006
2023 Est. Median Household Income	\$92,848	\$99,431	\$89,422
Households & Growth			
2023 Estimated Households	10,264	49,222	94,856
2028 Projected Households	13,008	57,127	106,541
Projected Annual Growth 2023 to 2028	4.85%	3.02%	2.35%
Race & Ethnicity			
2023 Est. White	65.5%	67.9%	66.3%
2023 Est. Black or African American	5%	5.7%	6.8%
2023 Est. Asian or Pacific Islander	2.8%	3.1%	3%
2023 Est. American Indian or Native Alaskan	1.7%	1.5%	1.6%
2023 Est. Hispanic	30%	25%	25.6%





SRS Real Estate Partners  
1875 Lawrence Street, Suite 850  
Denver, CO 80202  
303.572.1800

Tony Pierangeli  
Managing Principal  
303.390.5257  
[tony.pierangeli@srsre.com](mailto:tony.pierangeli@srsre.com)

Andrew Clemens  
Senior Vice President  
303.390.5230  
[andrew.clemens@srsre.com](mailto:andrew.clemens@srsre.com)