

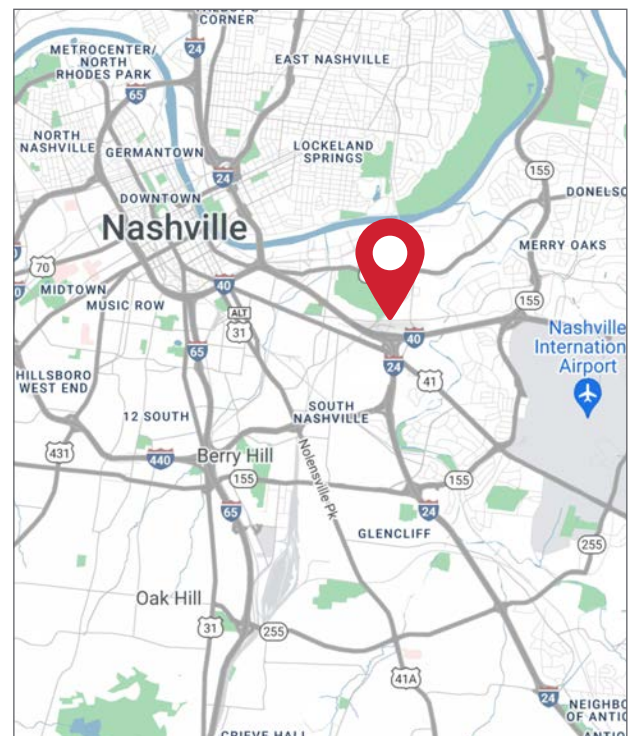
FOR LEASE / 9,000 SF Industrial/Flex on Elm Hill Pike Near Airport



OVERVIEW

ADDRESS	1411 Elm Hill Pike, Nashville, TN 37210
AVAILABLE SPACE	Suite 210
SIZE	9,000 SF Total 1,265 SF Office / 7,735 SF Warehouse
RATE	\$10.00/SF NNN

- Two (2) Dock Doors
- 13 ft clear height, with 8 ft stack height limit
- New, modern office build-out with windows
- Separate warehouse and office bathrooms
- Immediate access to Elm Hill Pike (12,389 CPD)
- Located 3.5 miles to BNA Airport and 4.3 miles to Downtown Nashville
- Located 0.5 miles from I-40, 2.8 miles from I-440, and 1 mile from I-24

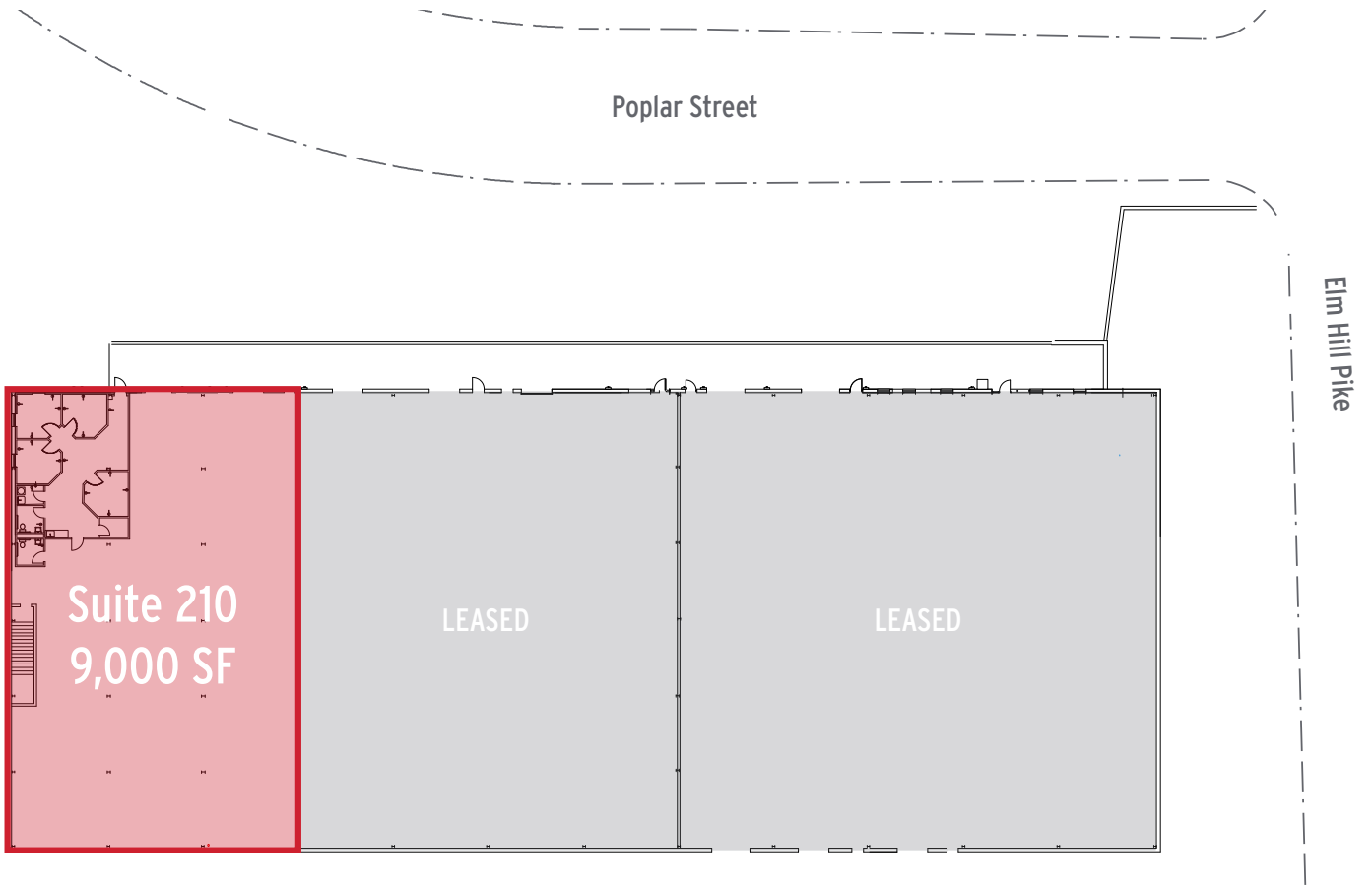


Nathan Erwin
864.237.0665
nerwin@southeastventure.com

John Cavin
615.210.9697
jcavin@southeastventure.com

 **SOUTHEAST VENTURE**
a proud  affiliate

SITE PLAN



Nathan Erwin
864.237.0665
nerwin@southeastventure.com

John Cavin
615.210.9697
jcavin@southeastventure.com

OFFICE IMAGES



Nathan Erwin
864.237.0665
nerwin@southeastventure.com

John Cavin
615.210.9697
jcavin@southeastventure.com

WAREHOUSE IMAGES

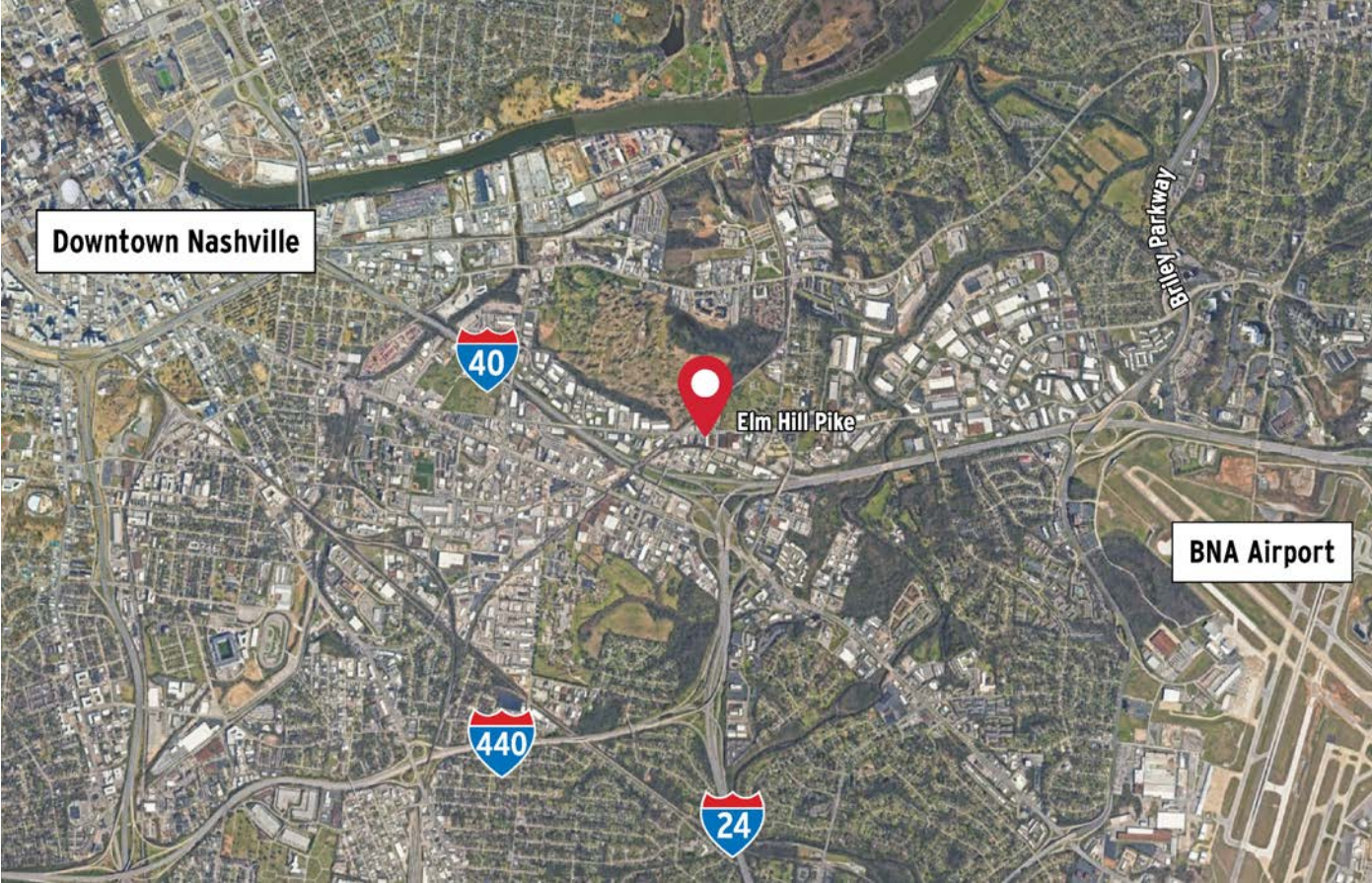


Nathan Erwin
864.237.0665
nerwin@southeastventure.com

John Cavin
615.210.9697
jcavin@southeastventure.com

 **SOUTHEAST VENTURE**
a proud  affiliate

ACCESS MAP



Nathan Erwin
864.237.0665
nerwin@southeastventure.com

John Cavin
615.210.9697
jcavin@southeastventure.com