

VIRTUAL TOUR

BUILD & EXPLORE

3D VIDEO TOUR

CENTRAL PLACE LOFT

1800 N LYNN ST | ARLINGTON, VA 22209

CBRE

ICONIC OFFICE

Welcome to Central Place, Rosslyn's Urban Center

Central Place is located directly above the Rosslyn Metro Station in Arlington, VA. A public plaza offering year-round programming is the project's focal point, surrounded by a 525,000-square-foot office tower, a 377-unit residential tower, a public observation deck expected to attract 600,000 visitors per year, and 42,000 square feet of retail and restaurant space.

Discover Central Place Loft, a unique 9,807-square-foot space overlooking Central Place's plaza.

In a class of its own, the Loft features a private street entrance, high ceilings, accordion windows, exceptional branding opportunities, and more.

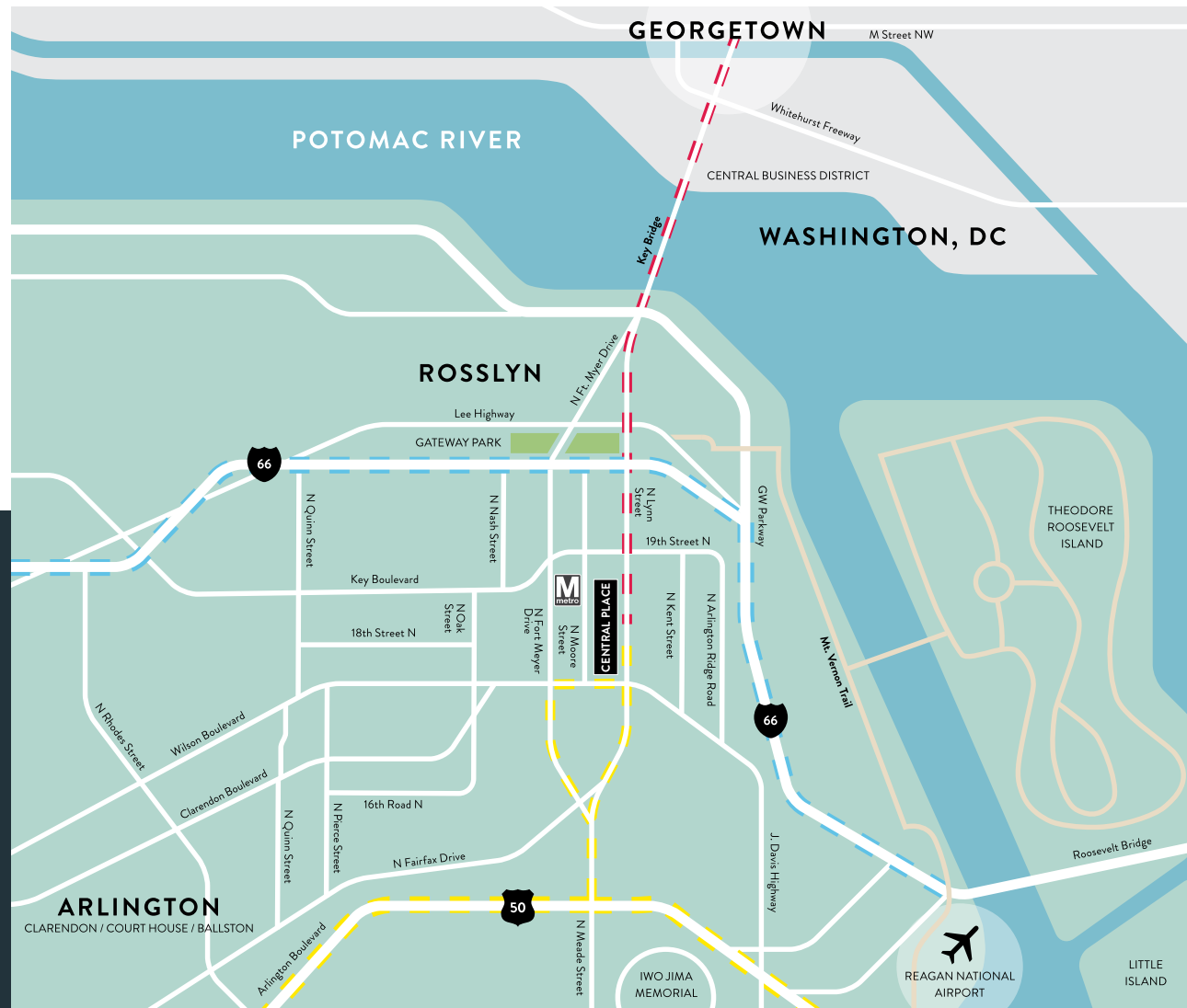
CENTRAL
PLACE
LOFT

Accordion Windows

High Visibility Branding Available

1800 N LYNN ST

ALL ACCESS



PLAZA SIGNAGE - VISIBLE FROM N LYNN ST & N MOORE ST

BRANDING OPPORTUNITY



PRIVATE ENTRANCE SIGNAGE - N MOORE ST



METRO LINES:
BLUE, ORANGE & SILVER



4 MINUTES TO DOWNTOWN DC



5 MAJOR ROAD NETWORKS
(Rt. 9, Rt. 50, Rt. 110, I-66, GW Parkway)



10 MINUTE WALK TO GEORGETOWN



EXTENSIVE NETWORK OF
BIKE & JOGGING TRAILS



10 MINUTES TO
REAGAN NATIONAL AIRPORT

*SIGN SIZES AND LOCATIONS SUBJECT TO CHANGE. RENDERINGS FOR ILLUSTRATION PURPOSES ONLY.

VIBRANT CENTER



Central Place Plaza comprises 16,000 square feet of impeccably landscaped and hardscaped outdoor public space adjacent to Central Place Tower. A warm and active gateway to the Rosslyn Metro Station, the plaza boasts 45,000 square feet of exciting new shopping and restaurants which create a dynamic community center in Arlington. Dramatic water features, ample seating, and glass canopy focal point create a vibrant meeting place—host to a robust program of regular community events such as farmers markets, yoga, and concerts—in the heart of Rosslyn.



EATERIES

ON-SITE

&pizza

sweetgreen

HAPPY EATERY

Nando's



WITHIN 1 BLOCK

OPEN ROAD

salt

CAVA



ASSEMBLY

CHOPT



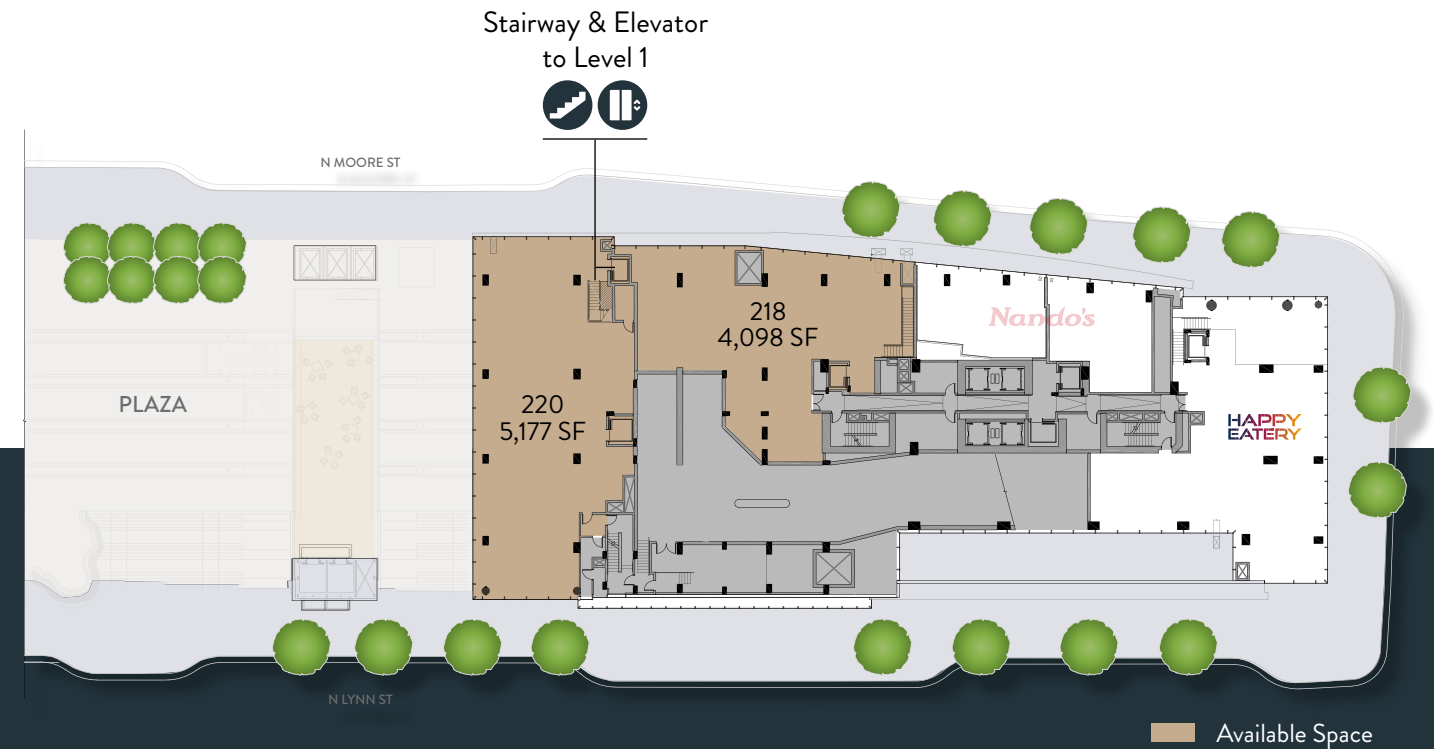
SEOUL SPICE
KOREAN COMFORT FOOD

AVAILABLE LOFT SPACE



PLAZA LEVEL
532 SF

LEVEL 1



LEVEL 2
9,275 SF






SPACE FEATURES



- + 9,807 square feet available now
- + Private entrance on N Moore St
 - Private stairway & elevator to Level 2
- + Dramatic views overlooking the plaza
- + High ceilings throughout: 12'-5" to 16'-9"
- + Floor to ceiling glass
 - Accordion windows opening to the plaza
- + Branding opportunity available
- + Direct access to Rosslyn Metro Station
- + Multiple destination eateries on site
- + Walkable to countless premium amenities
- + 16,000-square-foot outdoor plaza



POTENTIAL LAYOUT

-  VIRTUAL TOUR
-  BUILD & EXPLORE
-  3D VIDEO TOUR



CENTRAL PLACE LOFT

LEASING INFORMATION

BRETT SCHWEITZER | +1 703 905 0253 | BRETT.SCHWEITZER@CBRE.COM

TERRY REILEY | +1 703 905 0236 | TERRY.REILEY@CBRE.COM

©2024 CBRE, Inc. All rights reserved. This information has been obtained from sources believed reliable, but has not been verified for accuracy or completeness. You should conduct a careful, independent investigation of the property and verify all information. Any reliance on this information is solely at your own risk. CBRE and the CBRE logo are service marks of CBRE, Inc. All other marks displayed on this document are the property of their respective owners. Photos herein are the property of their respective owners. Use of these images without the express written consent of the owner is prohibited. 03-2024

1800 N LYNN ST | ARLINGTON, VA 22209

CBRE