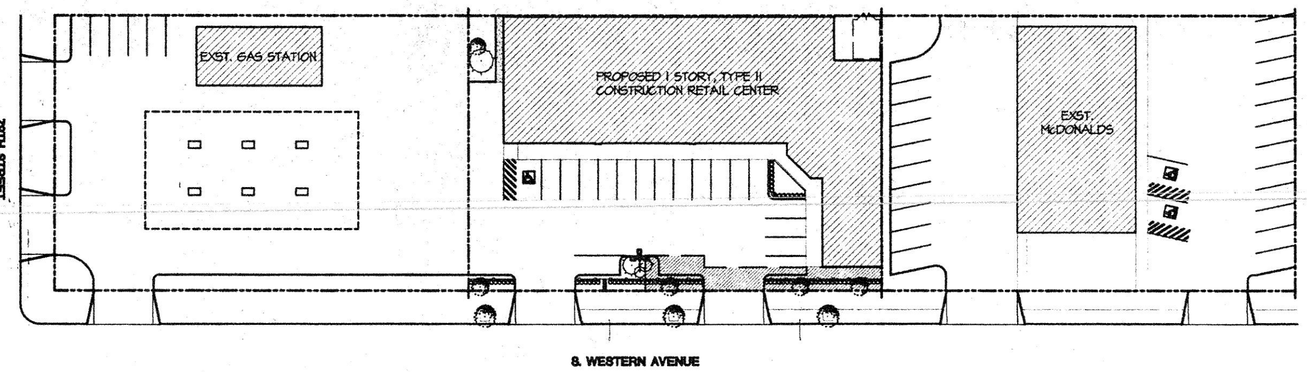

LOCATION MAP

SCALE: N.T.S.

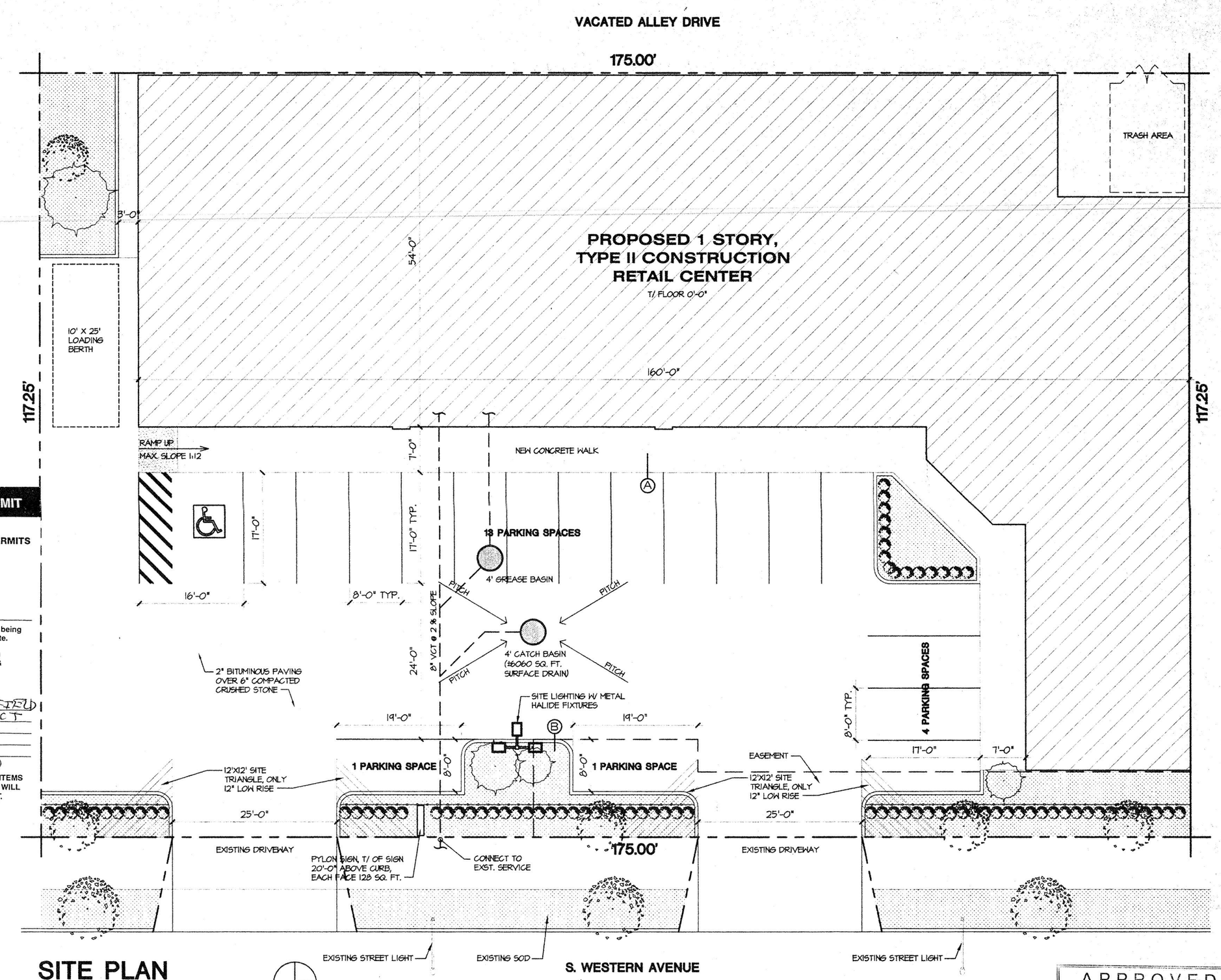

SITE PLAN

SCALE: 3/32"=1'-0"

CITY OF CHICAGO DEPARTMENT OF CONSTRUCTION AND PERMITS

GENERAL BUILDING REQUIREMENTS PER CHICAGO ZONING ORDINANCE (CZO) AND CHICAGO BUILDING CODE 2002 EDITION

ITEM	RULE	CHAPTER/ARTICLE	ORDINANCE/REQ.	ACTUAL	REQ. / N/A	LOCATION SHEET NO.	AGENCY/TEST NO.	REMARKS
PART I - ZONING REQUIREMENTS								
1.00	ZONING DISTRICT	CZO TITLE 17		B4-1 (SB-2)				
1.02	LOT AREA	8.8.5			N/A			
1.03	MAXIMUM FLOOR AREA RATIO	8.5.3	1.2 MAX	.47				
1.04	TOTAL BUILDING AREA				N/A			
1.06	BUILDING HEIGHT	8.8A.1.3	50'	16'-0"		ELEVATIONS A-3		
1.08	MINIMUM YARDS							
	a) REAR				N/A			
	b) FRONT				N/A			
	c) SIDE*				N/A			
	d) SIDE*				N/A			
1.21	SHADE ELEVATION (CZO)		N/A	0.0 CURB				
1.08	OFF STREET LOADING	8-100	1	1		SITE PLAN, A-1		
1.09	OFF STREET PARKING	8.11.1	15 SPACES	13 SPACES		SITE PLAN, A-1		
1.10	LANDSCAPING							PER CHICAGO LANDSCAPE ORDINANCE
1.11	TOD INCLUSE ORDINANCE				N/A			
PART II - BUILDING REQUIREMENTS								
2.01	OCCUPANCY CLASSIFICATION	5/13-56/ Page 113		F				
2.02	MODIFICATIONS/VARIANCES	5/13-56/ Page 123	1 STORY, 30'	1 16'-0"		ELEVATION A-3		
	a) Exceptions to Area Limitations	5/13-56/Chap 205			N/A			
	b) Mixed Occupancy Limitations	5/13-56/Chap 206						
2.03	Types Of Construction	5/13-56/ Page 301	1	1				
2.04	Mixed Occupancy Separations	5/13-56/Chap 302						
2.05	Fire Resistive Requirements	5/13-56/Chap 303						
	Exterior Bearing Walls	Table 5/-1-56/-100	N.C.	4 HR		FUR. PLANS, A-2	U.L. / 2002	
	Interior Non-bearing Walls	Table 5/-3-56/-100	N.C.	1 HR		FUR. PLANS, A-2	U.L. / 2002	
	Interior Bearing Walls	Table 5/-3-56/-100			N/A			
	Interior Supporting Walls	Table 5/-3-56/-100	N.C.	N.C.		FUR. PLANS, A-2		
	Columns	Table 5/-3-56/-100	N.C.	N.C.				
	Columns Supporting Floors Only	Table 5/-3-56/-100			N/A			
	Beams	Table 5/-3-56/-100	N.C.	N.C.				
	Beams Supporting Roof Only	Table 5/-3-56/-100			N/A			
	Floor Construction	Table 5/-3-56/-100	N.C.	N.C.				
	Roof Construction	Table 5/-3-56/-100	N.C.	N.C.				
2.10	Fire Resistive Requirements	7/-5-56/Page 701						
	Interior Wall Construction	7/13-56/7/Page 705			N/A			
	Shafts/Ducts	7/13-9-100/ Page 708			N/A			
	a) Exterior Walls	7/14-56/-100/ Page 709			N/A			
	b) Other Enclosures	7/14-56/-100/ Page 709			N/A			
	Interior Walls And Ceilings	7/15-56/-300/ Page 711	CLASS I	CLASS I				
2.11	Fire Resistive Materials and Other	7/16-12/ Page 3-19						
2.12	Building Practice Requirement Materials	7/17-12/3-95						NA
Part 3 - Egress Requirements								
3.01	Types of Exits	13/13-192-010/pg 288						
3.02	Minimum Number of Exits	13/13-192-020/pg 288	10	10		FUR. PLANS, A-2		
3.03	Travel Distance Of Exits	13/13-192-110/Pg 289	150	127		FUR. PLANS, A-2		
	a) Increased Permitted	13/13-192-110/Pg 289			N/A			
	b) Exterior Exit Corridor	13/13-192-190/ pg 290	50'	0	N/A			
3.04	Capacity of Exits	13/13-192-2/ Chap 294	90	90				
3.05	Minimum Width of Exits	13/13-192-200/ pg 297	36"	36"		FUR. PLANS, A-2		
3.06	Swing of Exit Doors	13/13-192-230/pg 297	OUT	OUT		FUR. PLANS, A-2		
3.07	Hardware	13/13-192-240/ pg 298	NO KEY	NO KEY				
3.08	Revolving Doors	13/13-192-270/ Pg 299			N/A			
3.09	Stair Landings	13/13-192-310/ pg 299			N/A			
3.10	Stair Handrails	13/13-192-370/ pg 299			N/A			
3.11	Stair Certain Uses	13/13-192-530/pg 299			N/A			
3.12	Stair Enclosures	7/13-56/-100/ pg 707			N/A			
3.13	Stair Head Room	13/13-192-320/ pg 299			N/A			

SELF CERT.

DEPARTMENT OF BUILDINGS
APPROVED
Subject to full compliance with the Municipal Code of Chicago
OCT 8 0 2003
JOHN A. ROBERSON
Commissioner of Buildings
By

DCAP CONDITIONAL PERMIT

CITY OF CHICAGO
DEPARTMENT OF CONSTRUCTION AND PERMITS
John A. Roberson—Executive Director
Date: 10/7/03

TYPE OF PERMIT

☐ Deep Foundation ☐ Undergound/Utilities
☐ Foundation ☐ Superstructure
☑ All Building Permit ☐ Other

This Permit is contingent upon the following items being presented for inspection at the Construction Site.

1. Original unaltered Contractor's Letters for the following
   ☑ MASON ☐ ELECTRICAL ☑ PLUMBING
2. Excavation Certification of Insurance.
3. Return mail receipts from adjacent property owners relating to excavation.
4. Additional Items: SUBJECT TO FIELD INSPECTION FOR CORRECT WATER SERVICE SIZE

(SEE PLANS FOR REQUIRED CORRECTIONS.)

FAILURE TO PRODUCE THE ABOVE-REFERENCED ITEMS AND/OR PLAN CORRECTIONS UPON INSPECTION WILL RESULT IN THE REVOCATION OF THIS PERMIT.

COMMERCIAL ENVELOPE COMPLIANCE

BUILDING FLOOR AREA ±9800 SQ. FT.

GROSS FENESTRATION AREA ± 1683 SQ. FT.
GROSS EXTERIOR WALL AREA ± 8060 SQ. FT.

(WWR 1683 SQ. FT. / GROSS EXT. 8060 SQ. FT.) X 100 = DESIGN WWR 20.8 %

PROJECT DESCRIPTION

x NEW CONSTRUCTION ☐ ADDITION ☐ ALTERATION ☐ UNCONDITIONED SHELL

AIR LEAKAGE, COMPONENT CERTIFICATION, AND VAPOR RETARDER REQUIRMENTS

ALL JOINTS AND PENETRATIONS ARE CAULKED, GASKETED, WEATHERSTRIPPED, OR OTHERWISE SEALED.

WINDOWS, DOORS, AND SKYLIGHTS CERTIFIED AS MEETING LEAKAGE REQUIREMENTS.

COMPONENT R-VALUES AND U-FACTORS ARE LABELED AS CERTIFIED.

VAPOR RETARDERS INSTALLED

CLIMATE SPECIFIC REQUIREMENTS

	DESCRIPTION	PROPOSED R-VALUE	MINIMUM R-VALUE
WALL TYPE 1	4" BRICK/4" BLOCK	R-13	R-11
WALL TYPE 2	10" BLOCK	R-13	R-11
ROOF TYPE 1	NON-WOOD JOIST	R-25	R-25
FLOOR TYPE 1	SLAB ON GRADE	N/A	N/A
SLAB EDGE	BASEMENT WALL	R-10	R-8

	DESCRIPTION	PROPOSED U-FACTOR	MAXIMUM U-FACTOR
WINDOW 1	ALUM., SINGLE PANE	.50	.50

	EXTERIOR SHADING		PROPOSED SHGC	
WINDOW 1	Y / N	PF*	N/A	N/A

PF* = PROJECTION FACTOR

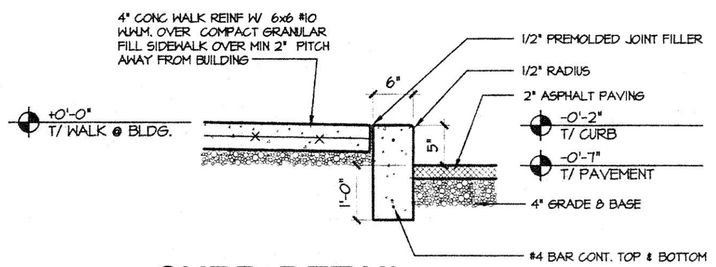

A CURB DETAIL

NTS.

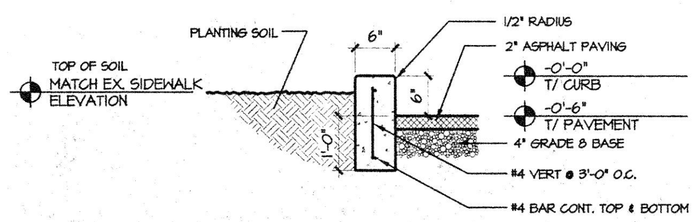

B CURB DETAIL

NTS.

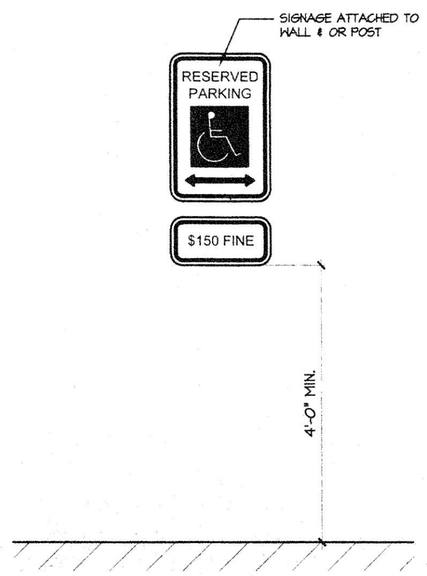

HANDICAPED SIGNAGE

N.T.S.

GENERAL NOTES

- GENERAL CONTRACTOR AND SUB-CONTRACTORS SHALL INSPECT THE CONSTRUCTION SITE IN ITS ENTIRETY AND NOTE ALL SITE RESTRICTIONS AND CONDITIONS.
- GENERAL CONTRACTOR AND SUB-CONTRACTORS TO FIELD VERIFY ALL DIMENSIONS AND CONDITIONS PRIOR TO ORDERING, FABRICATING OR COMMENCING WORK AND NOTIFY ARCHITECT OF ANY DISCREPANCIES.
- DO NOT SCALE DRAWINGS. VERIFY DIMENSIONING - ALL WORK TO BE PERFORMED PER CITY OF CHICAGO BUILDING CODE AS OF NOVEMBER 16,1994, AND CURRENT REVISIONS OR ADDITIONS.
- ALL JOINTS AND PENETRATIONS IN THE BUILDING ENVELOPE THAT ARE SOURCES OF AIR LEAKAGE MUST BE CAULKED, GASKETED, WEATHERSTRIPPED OR OTHERWISE SEALED IN AN APPROPRIATE MANNER.
- ALL FINISHES TO BE CLASS I FSR.
- ALL EXIT DOORS TO BE KEYLESS IN THE DIRECTION OF EGRESS.
- ALL GLASS IN DOORS, SIDELITES, GLAZED PANELS & SKYLIGHTS TO BE TEMPERED SAFETY GLAZING.

SD
● SMOKE DETECTOR

CD
● CARBON MONOXIDE DETECTOR

I HAVE PREPARED, OR CAUSED TO BE PREPARED UNDER MY DIRECT SUPERVISION, THE ATTACHED PLANS AND SPECIFICATIONS AND STATE THAT, TO THE BEST OF MY KNOWLEDGE AND BELIEF AND TO THE EXTENT OF MY CONTRACTUAL OBLIGATION, THEY ARE IN COMPLIANCE WITH THE ENVIRONMENTAL BARRIERS ACT. (410 ILCS 25) AND THE ILLINOIS ACCESSIBILITY CODE (71 ILLADM. CODE 400).

SIGNED:

ILLINOIS REGISTRATION NO.: 1-9030

DATE: 10-13-03

THIS IS TO CERTIFY THAT I AM THE REGISTERED DESIGN PROFESSIONAL FOR THIS PROJECT. I ALSO CERTIFY THAT TO THE BEST OF MY PROFESSIONAL KNOWLEDGE AND BELIEF THE ATTACHED PLANS FOR

7828 S. WESTERN

FULLY COMPLY WITH THE REQUIREMENTS OF CHAPTER 18-13, ENERGY CONSERVATION, OF THE MUNICIPAL CODE OF CHICAGO, EXCEPT 18-13-303. FURTHERMORE, THE UNDERSIGNED SHALL NOT BE LIABLE FOR ANY DEFECTS OR OTHER CONDITIONS ARISING OUT OF OR RELATED TO THE COMPLIANCE BY THE UNDERSIGNED WITH THE ORDINANCE.

10-13-03

ARCHITECT IL. LICENSE # 1-9030 DATE

APPROVED
PLAN & ELEVATION REVIEW
Department of Planning & Development
DATE 10-2-03
BY

THIS IS TO CERTIFY THAT THESE DRAWINGS WERE PREPARED UNDER MY DIRECT SUPERVISION AND TO THE BEST OF MY KNOWLEDGE CONFORM TO THE APPLICABLE CODES OF CHICAGO, ILLINOIS.

EXPIRES NOV 30, 2004

INDEX OF DRAWINGS

SHT.	DESCRIPTION
A-1	SITE PLAN/BLDG. MATRIX/ENRGY. COMPLIANCE
A-2	FLOOR PLAN
A-3	EXTERIOR ELEVATIONS
S-1	FOUNDATION PLAN/FOOTING DETAILS
S-2	ROOF FRAMING PLAN
S-3	DETAILS/WALL SECTIONS & NOTES
ME	MECHANICAL/ELECTRICAL PLANS
P	PLUMBING SUPPLY/DRAINAGE DIAGRAMS
L	LANDSCAPE PLAN

©vari architects, 2003.
all rights reserved. unauthorized reproduction or duplication of these documents is strictly prohibited

date
9/22/03
drawn by
job no.
revisions
scale
AS NOTED

RETAIL CENTER
7828 S. WESTERN AVENUE
CHICAGO, ILLINOIS

vari architects
824 north racine avenue chicago, illinois 60622
312.829.4788

sheet A-1