

**INDUSTRIAL WAREHOUSE AND OFFICE**

**SUITABLE FOR OUTDOOR STORAGE AND TRUCKING**

**FOR LEASE**  
**94,654 SF**

14708 E. VALLEY BLVD.  
CITY OF INDUSTRY | CA

**FOR MORE INFORMATION, PLEASE CONTACT:**

**ANDREW CLARK**  
EXECUTIVE VICE PRESIDENT  
P: 562.576.4023 | M: 310.351.9939  
E: [andrew.clark@daumcommercial.com](mailto:andrew.clark@daumcommercial.com)  
DRE # 01103842

VALLEY BLVD.

**DAUM**  
COMMERCIAL REAL ESTATE SERVICES

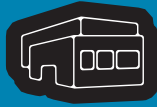
D/AQ Corp. #01129558. Maps Courtesy ©Google & ©Microsoft. Although all information is furnished regarding for sale, rental or financing from sources deemed reliable, such information has not been verified and no express representation is made nor is any to be implied as to the accuracy thereof, and it is submitted subject to errors, omissions, changes of price, rental or other conditions, prior sale, lease or financing, or withdrawal without notice.

[www.daumcommercial.com](http://www.daumcommercial.com)

# PROPERTY HIGHLIGHTS




**94,624 SF**  
of industrial land



**4,300 SF**  
Industrial  
warehouse and office



Located in  
Unincorporated  
LA County.



Fully paved,  
fenced yard area

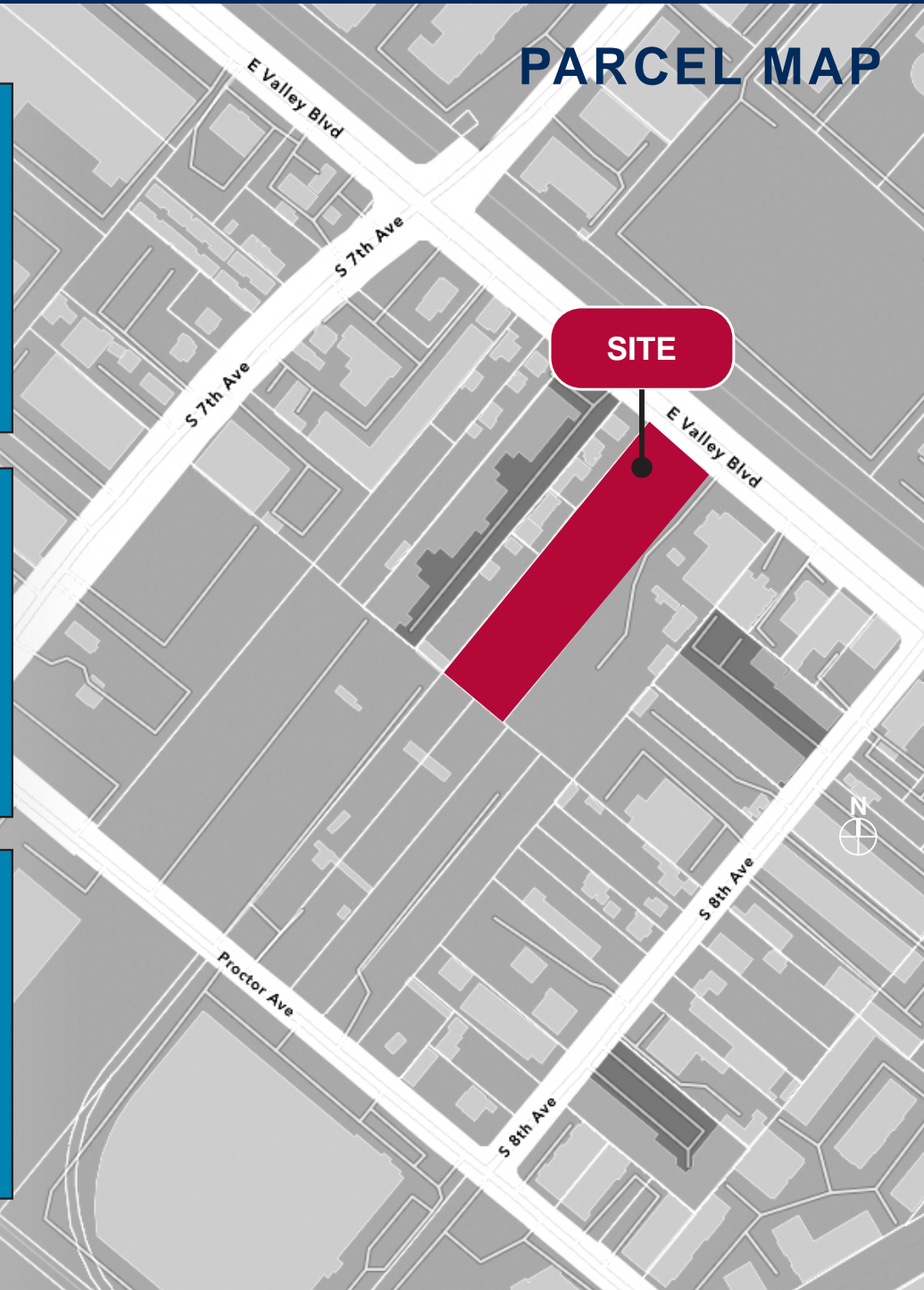


Suitable for outdoor  
storage and trucking

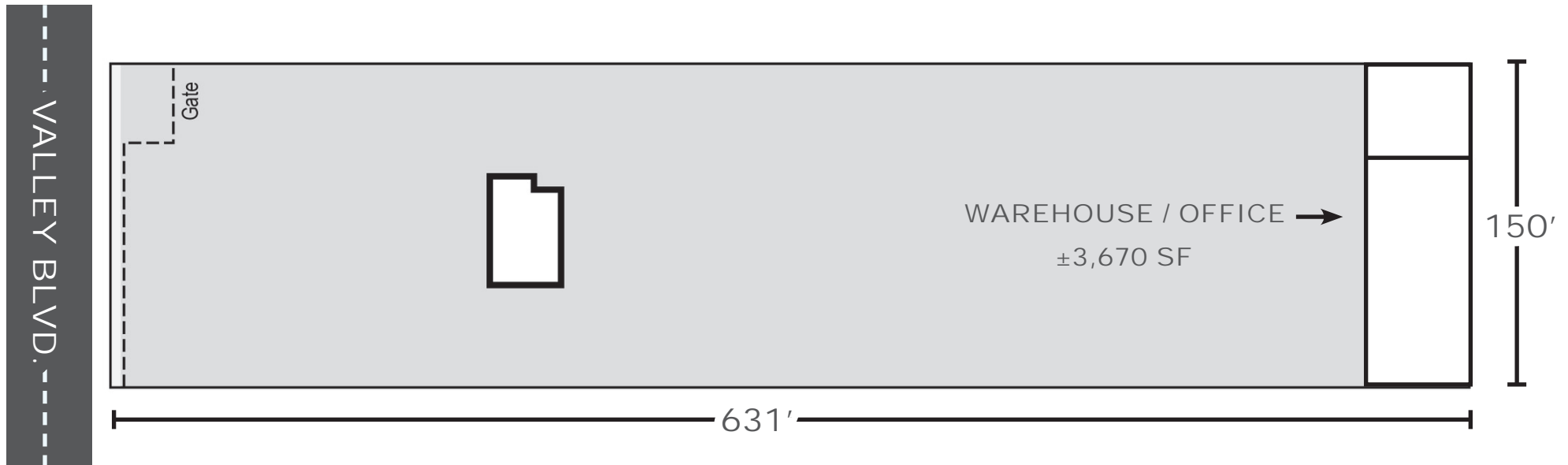


Parking/equipment,  
contractors

## PARCEL MAP



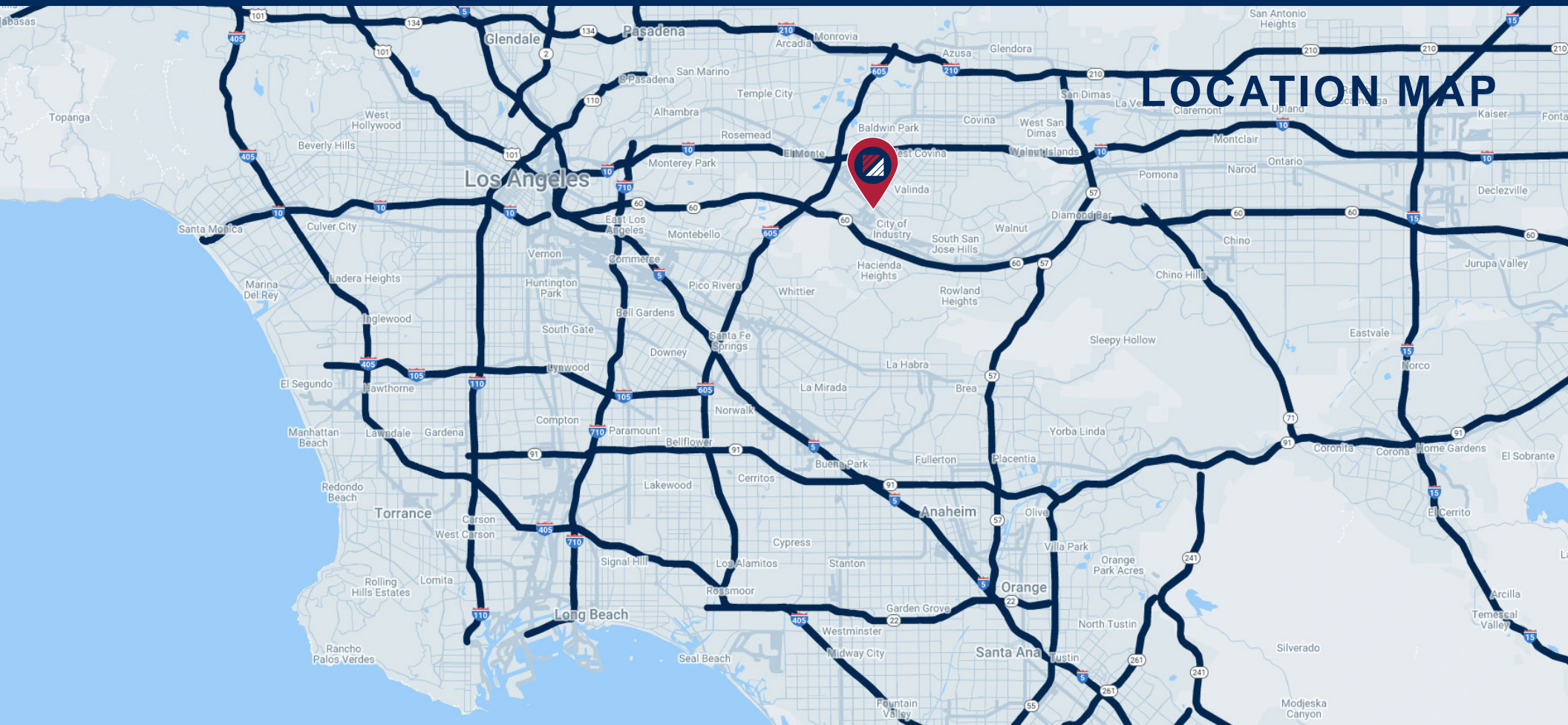
# SITE PLAN











# LOCATION MAP

DESTINATIONS	DISTANCE
City of Industry	1.4 Mi.
Commerce	16 Mi.
Downtown Los Angeles	17 Mi.
Ontario International Airport	24 Mi.
Los Angeles Intl. Airport	33 Mi.
Port of Long Beach	31 Mi.
Port of Los Angeles	33 Mi.

DEMOGRAPHICS	3 MI.	5 MI.	10 MI.
2010 Population	177,101	470,828	1,765,722
2023 Population	166,274	450,721	1,696,002
2028 Population Projection	159,696	434,174	1,635,864
Avg Household Income	\$106,880	\$102,435	\$108,402
Median Household Income	\$87,329	\$82,069	\$85,960
Total Specified Consumer Spending (\$)	\$1.7B	\$4.6B	\$19.6B



# CORPORATE NEIGHBORS

