

58,000 SF CLASS A INDUSTRIAL BUILDING

DELIVERING Q1 2025

CROSSROADS

logistics park



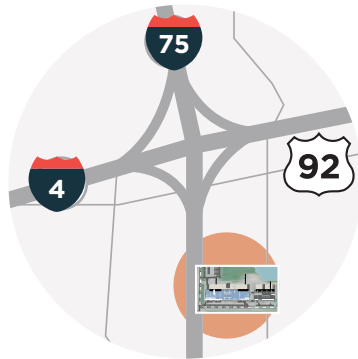
100% LEASED

5221 CROSSROADS PARK DR
TAMPA, FL 33610
EAST TAMPA SUBMARKET

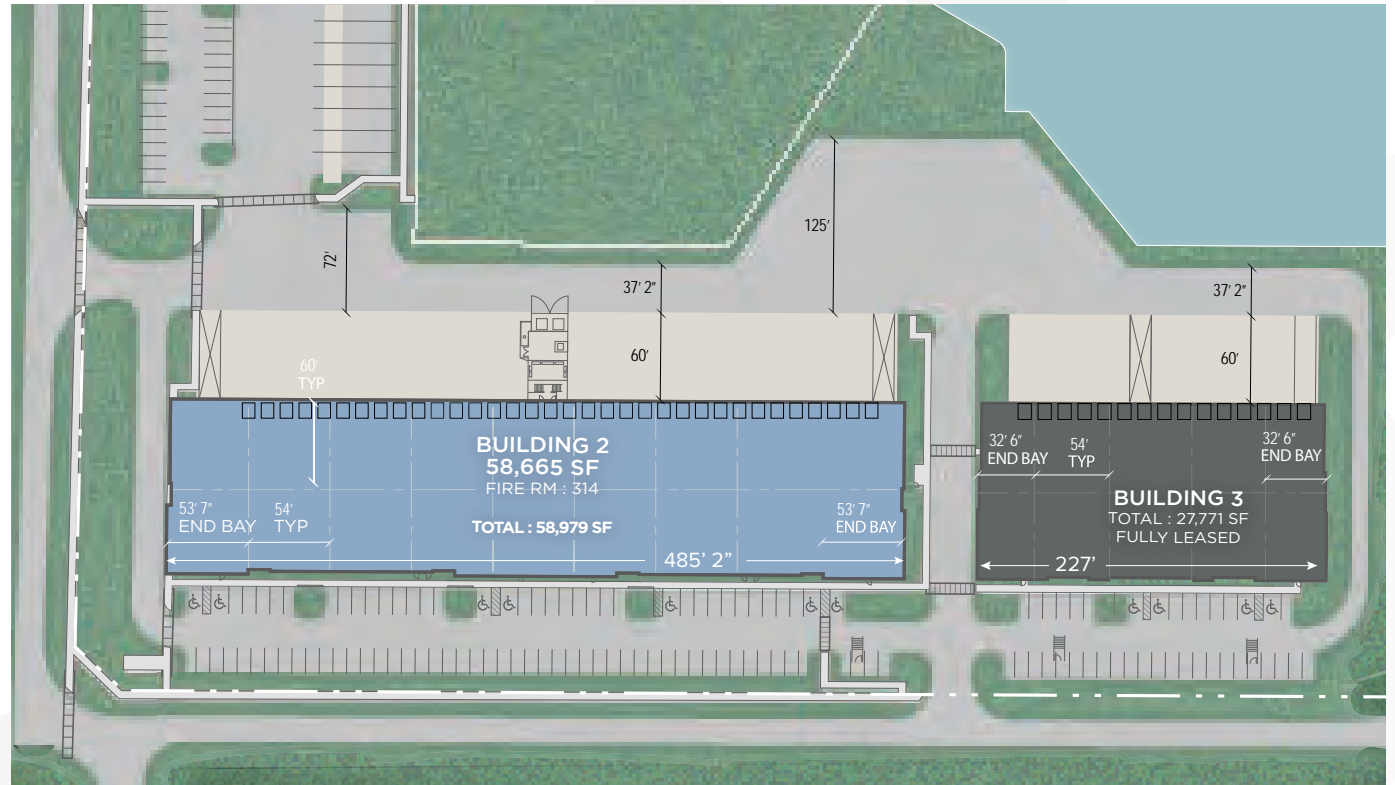


±58,665

TOTAL SF AVAILABLE

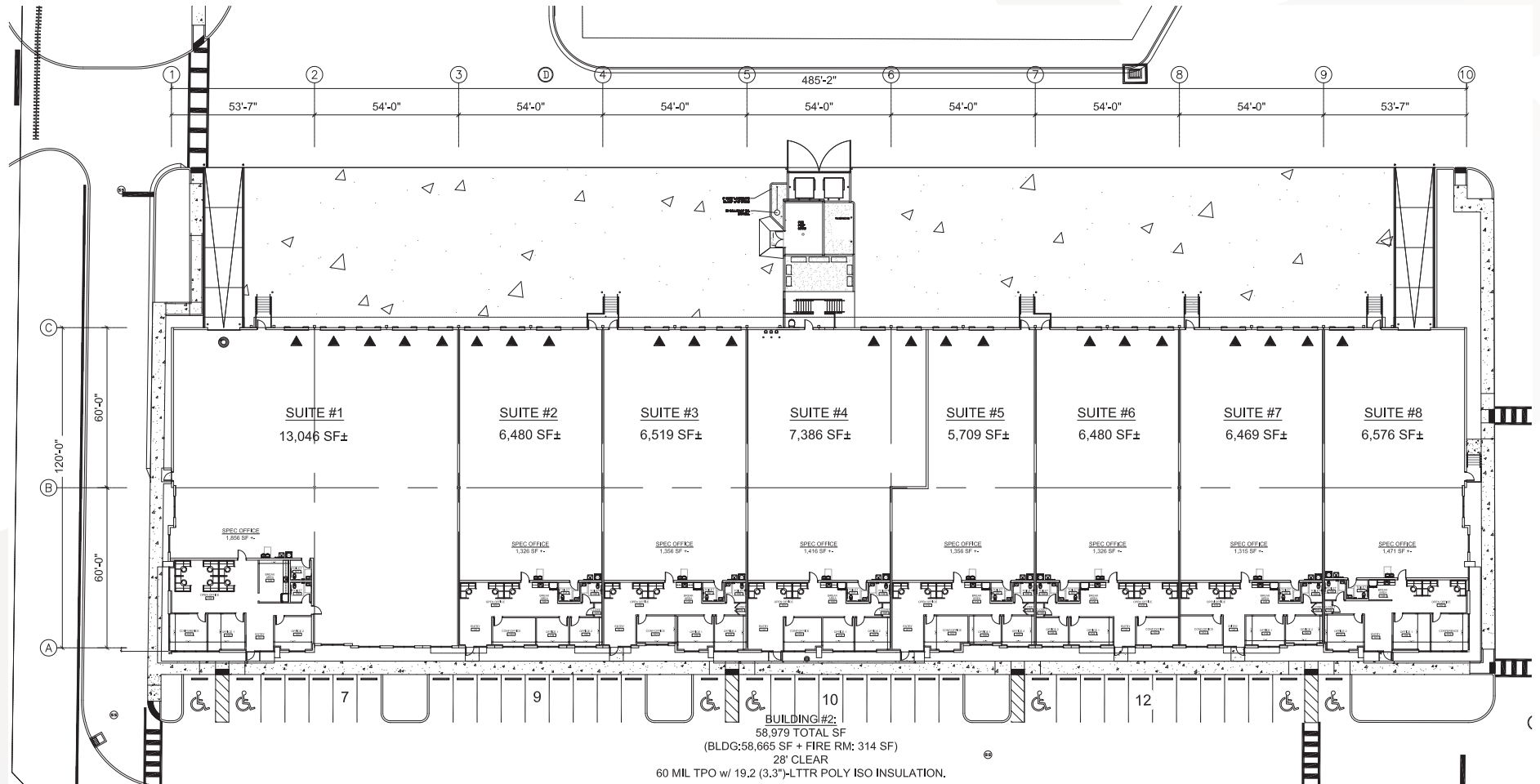


DETAILED BUILDING FLOORPLAN ON NEXT PAGE



	BUILDING 2	BUILDING 3
BUILDING TYPE:	Rear-Load	N/A, 100% LEASED
BUILDING SIZE:	±58,665 Square Feet	N/A, 100% LEASED
TARGET DEAL SIZE:	6,000 - 13,000 SF	N/A, 100% LEASED
DOCK DOORS:	35 (9' x 10') Dock Highs	N/A, 100% LEASED
DRIVE-IN DOORS:	2 (12' x 16') Ramped Drive-Ins	N/A, 100% LEASED
CEILING HEIGHT:	28' Minimum to Bar Joist	N/A, 100% LEASED
COLUMN SPACING:	60' x 54' w/ 60' Speed Bay	N/A, 100% LEASED
CAR PARKING:	1.34/1,000 Parking Ratio	N/A, 100% LEASED
TRUCK COURT:	97.5'-185' Truck Court Depth w/ 60' Concrete Apron	N/A, 100% LEASED
SPRINKLER:	ESFR	N/A, 100% LEASED
ELECTRICAL:	TECO	N/A, 100% LEASED

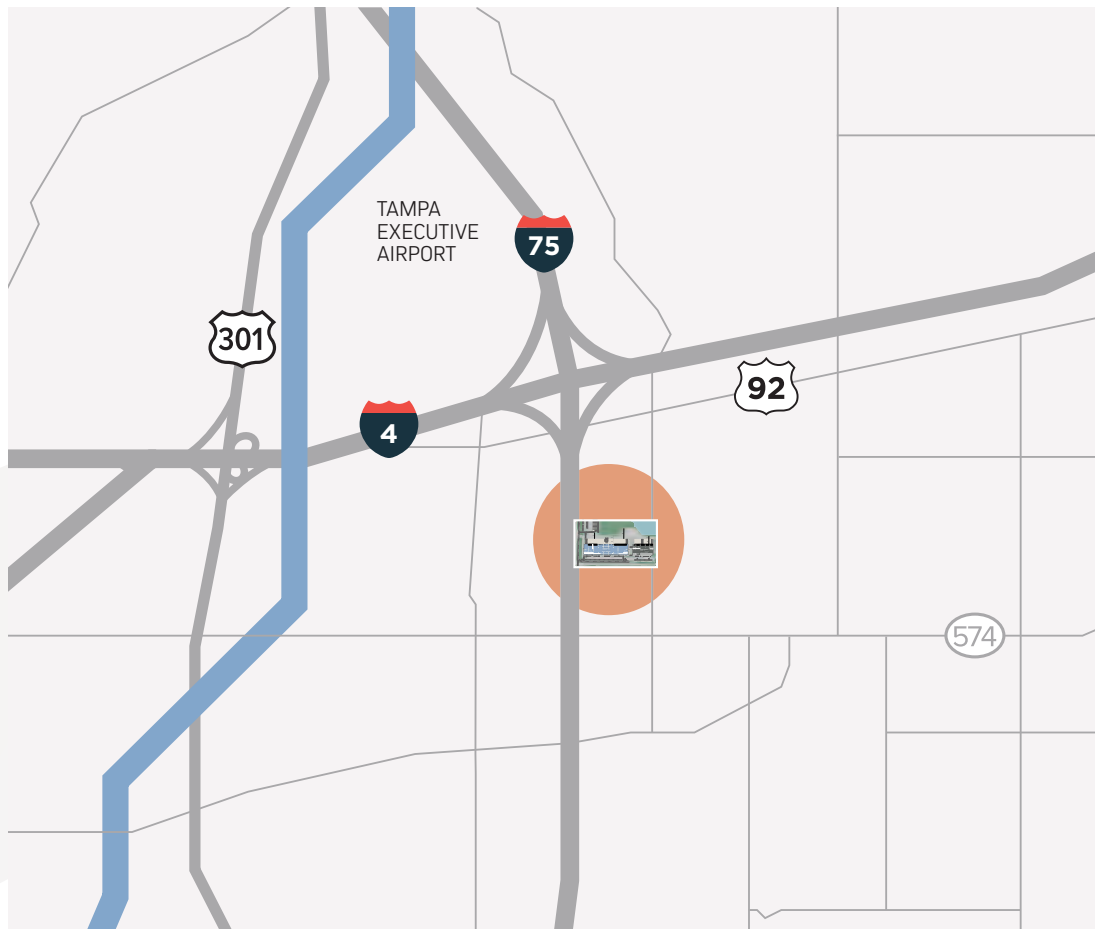
BUILDING 2 FLOORPLAN



OVERVIEW

UNPARALLELED CONNECTIVITY AT THE INTERSECTION OF I-75 & I-4

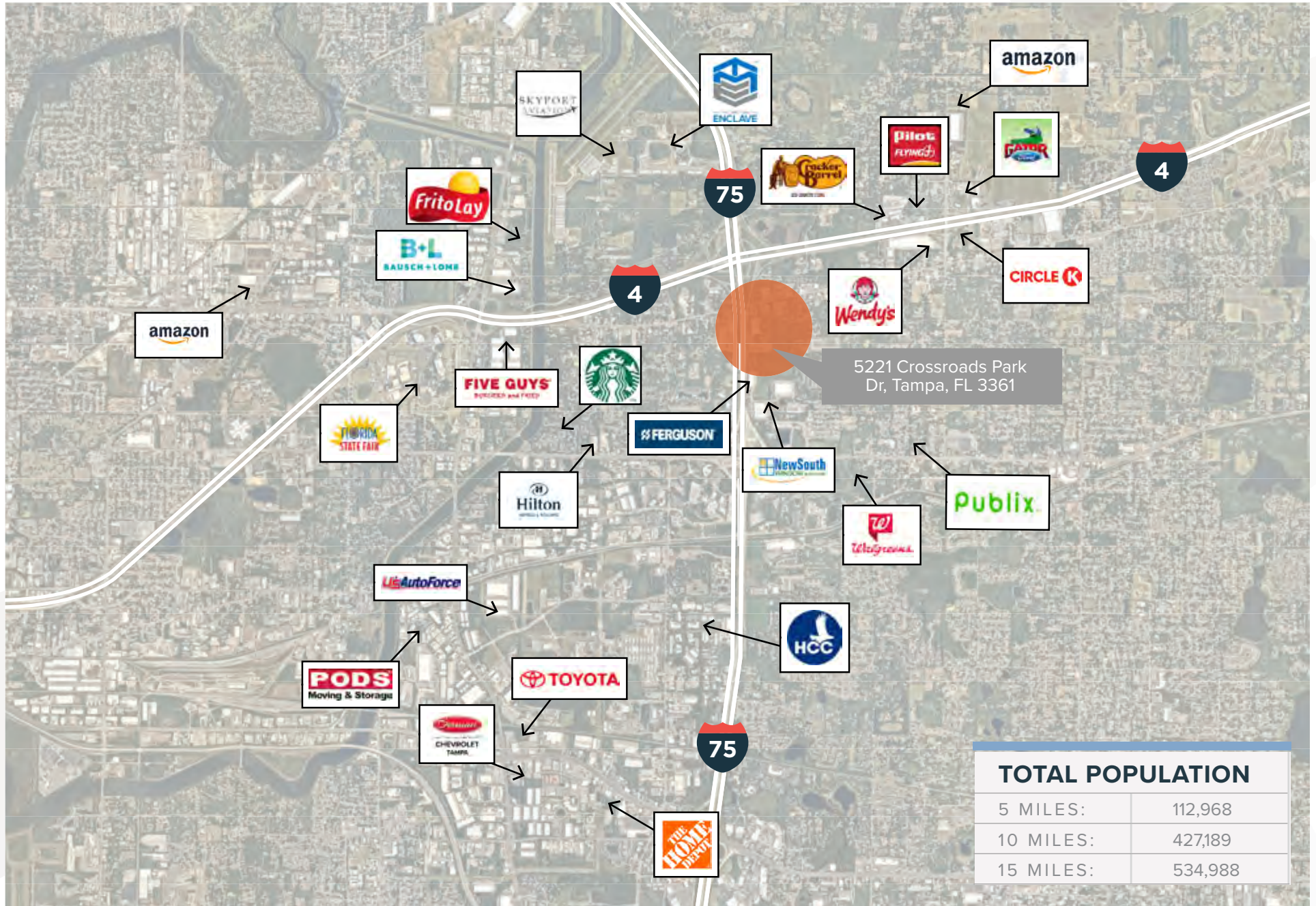
58,000 SF CLASS A INDUSTRIAL BUILDING
SPACE AVAILABLE BETWEEN 5,000 - 13,000 SF
EXCELLENT I-75 VISIBILITY



INGRESS/EGRESS CROSSROADS

CROSSROADS LOGISTICS PARK





5221 Crossroads Park Dr, Tampa, FL 3361

TOTAL POPULATION	
5 MILES:	112,968
10 MILES:	427,189
15 MILES:	534,988

CROSSROADS logistics park



5221 CROSSROADS PARK DR
TAMPA, FL 33610

FOR MORE INFORMATION, PLEASE CONTACT:

JOHN JACKSON, CCIM, SIOR
EXECUTIVE DIRECTOR
727 643 7316
JOHN.JACKSON@CUSHWAKE.COM

JT FAIRCLOTH, SIOR
DIRECTOR
813 833 3242
JT.FAIRCLOTH@CUSHWAKE.COM

CASEY PERRY
SENIOR ASSOCIATE
813 233 6564
CASEY.G.PERRY@CUSHWAKE.COM

