

- ✓ Price: \$13,650,000
- ✓ 5 Properties | 7 Buildings (103,381 SF)
- ✓ Rare Downtown Mixed-Use Portfolio
- ✓ Retail | Office | Multifamily



## THE VERMONT CAPITAL PORTFOLIO

73 Main Street | 79-83 Main Street | 141 Main Street | 8 St. Paul Street | 1-3-5 Spring Street  
Montpelier, VT 05602



**CHARTER  
REALTY**



# The Vermont Capital Portfolio

73 Main Street | 79–83 Main Street | 141 Main Street  
8 St. Paul Street | 1–3–5 Spring Street  
Montpelier, VT 05602

## Investment Contacts:

### Spencer O'Donnell

Managing Director  
National Investment Sales  
(714) 400-6267  
spencer@charterrealty.com

### William Levendusky

Associate  
New England Market  
(978) 778-6057  
williaml@charterrealty.com

### Chris Timboe

Associate  
National Investment Sales  
(415) 716-4408  
chris@charterrealty.com

### William Crane

Director  
National Investment Sales  
(404) 538-8091  
wcrane@charterrealty.com

### Cormac O'Hagan

Associate  
National Investment Sales  
(503) 830-8167  
cormac@charterrealty.com

## Cooperating Broker:

### Brian Brockman

License No. 81.0134052  
Bang Realty-New England Inc  
(513) 898-1551  
bor@bangrealty.com

## TABLE OF CONTENTS

Investment Overview	4
Investment Highlights	6
<b>Aerials</b>	<b>7</b>
73 Main St	
79-83 Main St	
141 Main St	
8 St. Paul St	
1-3-5 Spring St	
Demographics - 1, 3 & 5 Mile Rings	11
Demographics - 15 Minute Drive Time	12
<b>73 Main St, Montpelier, VT 05602</b>	
Financial Overview	13
Rent Roll	14
<b>79-83 Main St, Montpelier, VT 05602</b>	
Financial Overview	16
Rent Roll	17
<b>141 Main St, Montpelier, VT 05602</b>	
Financial Overview	18
Rent Roll	19
<b>8 St. Paul St, Montpelier, VT 05602</b>	
Financial Overview	20
Rent Roll	21
<b>1-3-5 Spring St, Montpelier, VT 05602</b>	
Financial Overview	22
Rent Roll	23
Montpelier, Vermont - Capital City Overview	24
Area Overview	26
Contacts	27





Vermont State Capitol



5. 1-3-5 SPRING ST

3. 141 MAIN ST

4. 8 ST PAUL ST

2. 79-83 MAIN ST

1. 73 MAIN ST



M&T Bank



-chargepoint-

KELLOGG-HUBBARD LIBRARY

THE INN MONTPELIER

# Investment Overview

We are pleased to present the Vermont Capital Portfolio, a rare opportunity to acquire a five-property, seven-building mixed-use and multifamily portfolio strategically positioned throughout the commercial core of Montpelier, Vermont, the capital city of the State of Vermont. Offered at \$13,650,000, the portfolio consists of a collection of prominent downtown assets that collectively provide a significant presence within one of New England's most tightly held and supply-constrained real estate markets.

The portfolio includes 73 Main Street, 79-83 Main Street, 141 Main Street, 8 St. Paul Street, and 1-3-5 Spring Street, encompassing a diverse mix of retail, office, residential, parking, and supporting real estate. Anchored by several of downtown Montpelier's most recognizable Main Street properties, the portfolio offers investors immediate scale within the city's historic commercial district while benefiting from diversified income streams across multiple property types.

Unlike traditional portfolio offerings assembled across multiple markets, the Vermont Capital Portfolio represents a concentrated downtown investment within Vermont's political, governmental, and economic center. The assets are positioned within walking distance of the Vermont State House, government offices, local businesses, restaurants, community institutions, and the amenities that define downtown Montpelier.

Ownership has maintained the assets through consistent stewardship and capital investment, including significant flood mitigation and resiliency improvements following recent flooding events. Critical building systems have been relocated or protected, and substantial measures have been implemented to enhance long-term operational stability and reduce future risk.

The Vermont Capital Portfolio presents investors with a rare opportunity to acquire irreplaceable downtown real estate, meaningful market presence, and diversified income within a state capital city where transactions seldom occur.

## PROPERTY DETAILS:

**\$13,650,000**

Asking Price

**103,381 SF**

Total Portfolio SF

**\$132 PSF**

Price Per Square Foot

**5 Properties**

**7 Buildings**

### Parcel Numbers

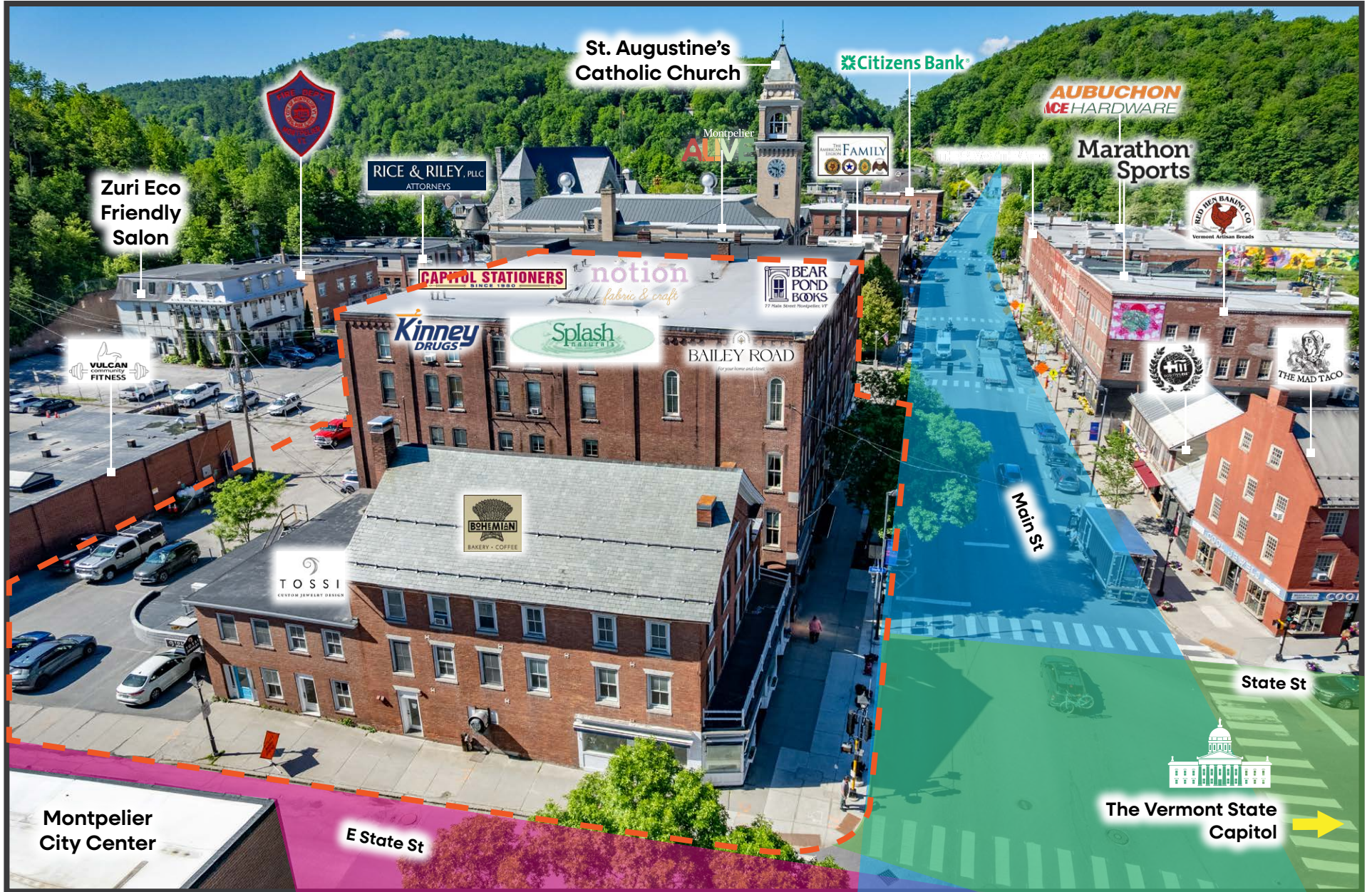
095-073000 095-079000 095-141000  
138-008000 147-001000




73 Main St  
79-83 Main St

# Aerial Overview

73 Main St, 79-83 Main St, Montpelier, VT





1-3-5 Spring St



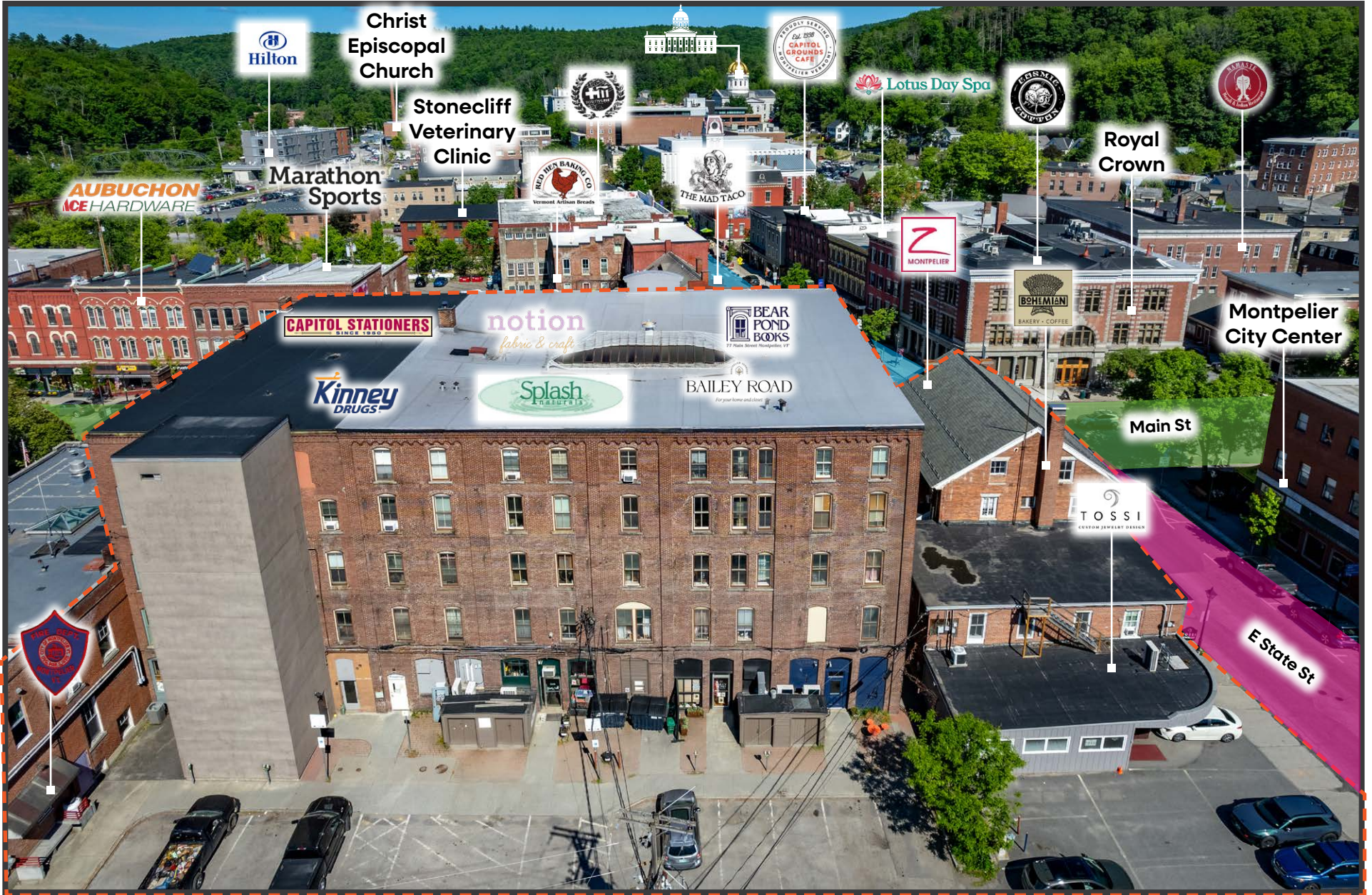
8 St. Paul St

## Investment Highlights

- ✓ **Control of Downtown Montpelier** – Portfolio ownership provides immediate scale and presence throughout Vermont’s historic capital city and downtown business district
- ✓ **Once-in-a-Generation Offering** – Portfolio consists of long-held downtown assets in a market where ownership turnover is exceptionally limited
- ✓ **Vermont Capital Portfolio** – Positioned in the political, governmental, and economic center of the State of Vermont
- ✓ **Five-Property (7-Building) Mixed-Use Assemblage** – Portfolio includes retail, office, multifamily, parking, and access components across five strategically located downtown properties
- ✓ **Anchored by Trophy Main Street Assets** – 73 Main Street, 79-83 Main Street, and 141 Main Street represent some of downtown Montpelier’s most prominent mixed-use holdings
- ✓ **Diversified Income Streams** – Multiple tenant types and property uses provide income diversification across retail, office, and residential sectors
- ✓ **Irreplaceable New England Real Estate** – Opportunity to acquire assets that cannot be replicated within Vermont’s supply-constrained market
- ✓ **Flood Mitigation & Capital Improvements** – Ownership has implemented significant resiliency improvements, including relocation and protection of critical building systems
- ✓ **Walkable Downtown Locations** – Portfolio benefits from proximity to government offices, local businesses, restaurants, and community amenities
- ✓ **Portfolio Scale at Attractive Basis** – Rare opportunity to acquire meaningful downtown scale through a single transaction
- ✓ **Supporting Parking & Access Infrastructure** – Inclusion of 8 St. Paul Street enhances functionality and accessibility for the broader portfolio
- ✓ **Strong Long-Term Ownership Stewardship** – Assets have benefited from consistent ownership, maintenance, and capital investment over an extended period

# Aerial Overview

73 Main St, Montpelier, VT



# Aerial Overview

141 Main St, Montpelier, VT



# Aerial Overview

141 Main St, 8 St. Paul St, Montpelier, VT



# Aerial Overview

1-3-5 Spring St, Montpelier, VT



# Demographics

## 1 Mile Radius:



**Total Population:** 5,638  
**Households:** 2,894  
**Daytime Population:** 10,354  
**Median Age:** 43.3



**Average Household Income:** \$102,928  
**Median Household Income:** \$79,985

## 3 Mile Radius:



**Total Population:** 9,899  
**Households:** 4,641  
**Daytime Population:** 16,539  
**Median Age:** 44.4



**Average Household Income:** \$108,596  
**Median Household Income:** \$87,318

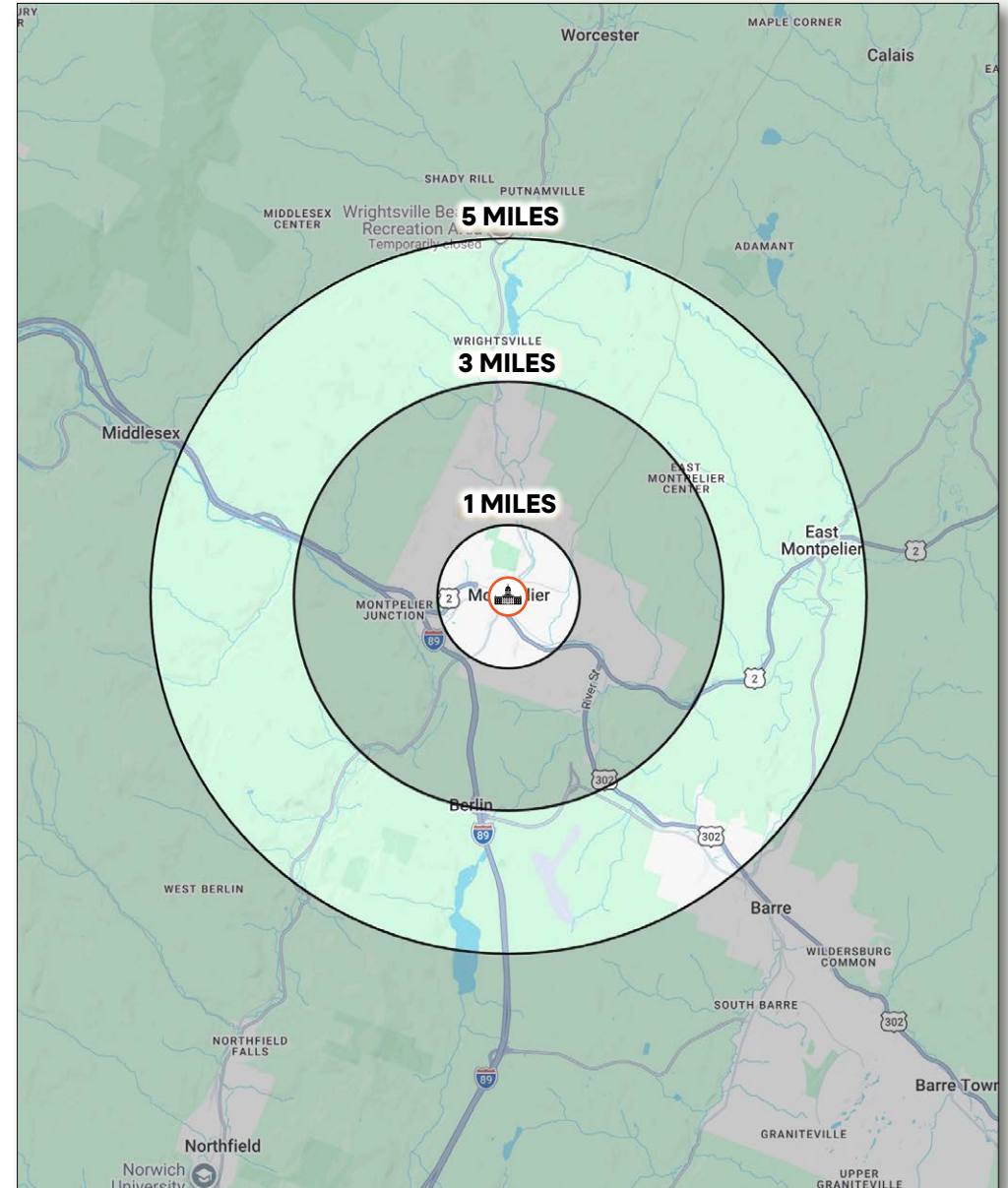
## 5 Mile Radius:



**Total Population:** 15,521  
**Households:** 7,086  
**Daytime Population:** 21,808  
**Median Age:** 44.7



**Average Household Income:** \$109,461  
**Median Household Income:** \$87,682



# Demographics - 15 Minutes Drive Time



## TOTAL RETAIL SALES

Includes F&B



**\$201,268,493**

## EDUCATION

Bachelor's Degree or Higher



**51%**

## OWNER OCCUPIED HOME VALUE

Average



**\$343,064**

# TAPESTRY SEGMENTS

City Greens 1,603 households	Emerging Hub 1,193 households	Dreambelt 1,022 households
<b>Socioeconomic Traits</b>	<b>Socioeconomic Traits</b>	<b>Socioeconomic Traits</b>
Residents in this segment are educated, dual-income earners living in metro areas. They own older homes, often single-family or attached, with low vacancies despite above-average rents and moderate home values.	These growing urban communities consist mostly of young, single professionals and students. Many work remotely in professional fields, rent apartments, and frequently relocate. Walking or biking is sometimes possible.	These Western suburban neighborhoods house mostly middle-income, working couples aged 35-74. Homes are mid-century builds with ample parking. Residents commute alone, and most properties are valued between \$300K and \$500K.
<b>Household Types</b>	<b>Household Types</b>	<b>Household Types</b>
Married couples; Singles living alone	Singles living alone; married couples with no kids	Married couples
<b>Typical Housing</b>	<b>Typical Housing</b>	<b>Typical Housing</b>
Single Family	Multi-Units	Single Family

## ANNUAL HOUSEHOLD SPENDING

<b>\$3,670</b>	<b>\$2,211</b>	<b>\$6,764</b>	<b>\$209</b>	<b>\$7,093</b>
Eating Out	Apparel & Services	Groceries	Computer & Hardware	Health Care

## KEY FACTS

- ✓ Population: 17,998
- ✓ Median Household Income: \$81,222
- ✓ Median Age: 46.2
- ✓ Daytime Population: 27,383

# Financial Overview

73 Main St, Montpelier, VT 05602

## Income

Base Rent \$635,224

---

**Total Rent \$635,224**

## Operating Expenses

Maintenance (\$1,566)

Repairs (\$36,900)

Oil / Propane (\$53,226)

Telephone (Elevator) (\$715)

Supplies (\$1,409)

Trash (\$13,493)

Water & Sewer Tax (\$12,571)

Property Tax (\$93,427)

Insurance (\$26,611)

Flood Insurance (\$3,841)

---

**Total Expenses (\$243,760)**

---

**NET OPERATING INCOME \$391,464**

---



# Rent Roll

73 Main St, Montpelier, VT 05602

Unit	Tenant	Lease Type	Lease Expiration Date	Lease Term Remaining	Annual Rent	Annual Rent / Sq. Ft.
69 (Retail)	Kinney Drugs	Modified Gross (Tenant Pays Electric)	Sep-30-2028	2.4 Years	\$49,378	\$23.24 PSF
67 (Retail)	Notion Fabric & Craft (Yarn Store)	Modified Gross (Tenant Pays Electric)	Sep-1-2028	2.3 Years	\$35,220	\$28.87 PSF
71	Splash Naturals (Clothing Boutique)	Modified Gross (Tenant Pays Electric)	Jun-30-2026	0.2 Years	\$45,828	\$21.15 PSF
75	Bailey Road (Clothing Boutique)	Modified Gross (Tenant Pays Electric)	Dec-31-2028	2.7 Years	\$42,384	\$20.18 PSF
77, 21, 21A	Little City Books DBA Bear Pond Books Store	Modified Gross (Tenant Pays 1st Floor Electric)	Mar-31-2029	2.9 Years	\$50,760	\$15.15 PSF
6-11, 23, 30,32	Black River Design, Architects	Modified Gross (Tenant Pays Electric)	Apr-30-2029	3.0 Years	\$64,872	
13, 18	Scott Stone MD: Psychiatrist	Modified Gross (Tenant Pays Electric)	MTM	0.1 Years	\$22,044	
17	Heney Properties	Modified Gross (Tenant Pays Electric)	-	-	-	-
19	Bailey Road (Clothing Boutique) - Storage	Modified Gross (Tenant Pays Electric)	MTM	0.1 Years	\$2,400	
22, 27, 39	Washington County Mental Health	Modified Gross (Tenant Pays Electric)	Jun-30-2026	0.2 Years	\$31,200	
28	Ward Joyce	Modified Gross (Tenant Pays Electric)	MTM	0.1 Years	\$5,040	
29	Washington Central Friends of Education	Modified Gross (Tenant Pays Electric)	MTM	0.1 Years	\$4,860	
33	Macey M LLC	Modified Gross (Tenant Pays Electric)	MTM	0.1 Years	\$11,280	
35	1 Bedroom Apartment	Modified Gross (Tenant Pays Electric)	Aug-31-2026	0.3 Years	\$10,740	
36	Vacant (1 Bedroom Apartment)	-	-	-	\$0	
37	1 Bedroom Apartment	Modified Gross (Tenant Pays Electric)	Dec-31-2026	0.7 Years	\$10,440	
38	Tetra Tech (Engineering Consultant)	Modified Gross (Tenant Pays Electric)	MTM	0.1 Years	\$9,996	
40	Dominion Diagnostics (Lab)	Modified Gross (Tenant Pays Electric)	MTM	0.1 Years	\$10,380	\$17.30 PSF
400	Vermont Democratic Party	Modified Gross (Tenant Pays Electric)	MTM	0.1 Years	\$17,100	\$15.69 PSF

# Rent Roll (Cont.)

73 Main St, Montpelier, VT 05602

Unit	Tenant	Lease Type	Lease Expiration Date	Lease Term Remaining	Annual Rent	Annual Rent / Sq. Ft.
401-403	Storyworkz (Commercial Photographer)	Modified Gross (Tenant Pays Electric)	MTM	0.1 Years	\$18,780	\$46.95 PSF
41	1 Bedroom Apartment	Modified Gross (Tenant Pays Electric)	MTM	0.1 Years	\$11,940	
42	1 Bedroom Apartment	Modified Gross (Tenant Pays Electric)	MTM	0.1 Years	\$12,060	
43	1 Bedroom Apartment	Modified Gross (Tenant Pays Electric)	MTM	0.1 Years	\$11,460	
44	1 Bedroom Apartment	Modified Gross (Tenant Pays Electric)	MTM	0.1 Years	\$9,600	
45	1 Bedroom Apartment	Modified Gross (Tenant Pays Electric)	MTM	0.1 Years	\$10,380	
46	Christine Lilyquist (Office)	Modified Gross (Tenant Pays Electric)	MTM	0.1 Years	\$6,720	
47	1 Bedroom Apartment	Modified Gross (Tenant Pays Electric)	MTM	0.1 Years	\$9,900	
48	1 Bedroom Apartment	Modified Gross (Tenant Pays Electric)	MTM	0.1 Years	\$11,100	
49	1 Bedroom Apartment	Modified Gross (Tenant Pays Electric)	MTM	0.1 Years	\$11,940	
50	1 Bedroom Apartment	Modified Gross (Tenant Pays Electric)	MTM	0.1 Years	\$8,700	
51	1 Bedroom Apartment	Modified Gross (Tenant Pays Electric)	MTM	0.1 Years	\$10,980	
52	1 Bedroom Apartment	Modified Gross (Tenant Pays Electric)	Dec-31-2026	0.7 Years	\$10,080	
53	1 Bedroom Apartment	Modified Gross (Tenant Pays Electric)	MTM	0.1 Years	\$10,080	
54	1 Bedroom Apartment	Modified Gross (Tenant Pays Electric)	MTM	0.1 Years	\$11,640	
55	Vacant (2 Bedroom Apartment)	-	-	-	-	-
56	1 Bedroom Apartment	Modified Gross (Tenant Pays Electric)	MTM	0.1 Years	\$11,040	
<b>TOTALS</b>					<b>\$600,322</b>	

# Financial Overview

79-83 Main St, Montpelier, VT 05602

## Income

Base Rent \$141,348

---

**Total Rent \$141,348**

## Operating Expenses

Flood Insurance (\$2,563)

Garbage (\$5,869)

Grounds (\$150)

Property Management (\$4,464)

Cleaning & Maintenance (\$1,242)

Repairs (\$7,464)

Electricity (\$1,910)

Oil & Propane (\$11,233)

Water & Sewer (\$3,380)

Property Tax (\$28,474)

Insurance (\$5,520)

Snow Removal (\$4,205)

---

**Total Expenses (\$76,474)**

---

**NET OPERATING INCOME \$64,874**



# Rent Roll

## 79-83 Main St, Montpelier, VT 05602

Building / Unit	Tenant	Lease Type	Lease Expiration Date	Lease Term Remaining	Annual Rent	Annual Rent / Sq. Ft.
5 E State St	The Bridge Newspaper	Modified Gross (Tenant Pays Electric)	Dec-31-2026	0.7 Years	\$13,800	\$15.75 PSF
7 E State St	Tossi Jewelry	Modified Gross (Tenant Pays Electric)	Jul-31-2028	2.3 Years	\$12,120	\$15.36 PSF
81, 83 Main St	Bohemian Bakery	Modified Gross (Tenant Pays Electric)	Mar-31-2027	0.9 Years	\$49,968	\$24.86 PSF
79 Main St	Zutano Outlet Store (Jippy Joppy LLC)	Modified Gross (Tenant Pays Electric)	MTM	0.1 Years	\$9,660	\$25.76 PSF
79 Main St, Unit 1	Zutano Outlet Store (Jippy Joppy LLC) - 2nd Floor Storage	Modified Gross (Tenant Pays Electric)	MTM	0.1 Years	\$4,500	-
79 Main St, Unit 2	Individual Office Tenant	Modified Gross (Tenant Pays Electric)	MTM	0.1 Years	\$6,480	-
79 Main St, Unit 4	Individual Office Tenant	Modified Gross (Tenant Pays Electric)	MTM	0.1 Years	\$11,340	-
79 Main St, Unit 5	Individual Office Tenant	Modified Gross (Tenant Pays Electric)	MTM	0.1 Years	\$6,600	-
79 Main St, Unit 7	Individual Office Tenant	Modified Gross (Tenant Pays Electric)	MTM	0.1 Years	\$6,180	-
79 Main St, Unit 8	Individual Office Tenant	Modified Gross (Tenant Pays Electric)	MTM	0.1 Years	\$9,600	-
79 Main St, Unit 9, 12	Individual Office Tenant	Modified Gross (Tenant Pays Electric)	MTM	0.1 Years	\$12,360	\$16.64 PSF
79 Main St, Unit 10, 11	Individual Office Tenant	Modified Gross (Tenant Pays Electric)	MTM	0.1 Years	\$14,820	\$17.31 PSF
<b>TOTALS</b>					<b>\$157,428</b>	

# Financial Overview

141 Main St, Montpelier, VT 05602

## Income

Base Rent \$182,992

---

**Total Rent \$182,992**

## Operating Expenses

Maintenance (\$14,802)

Repairs (\$11,500)

Electricity (\$26,803)

Telephone (Elevator) (\$418)

Supplies (\$749)

Trash (\$5,503)

Snow Plowing (\$13,458)

Grounds (Lawn Mowing) (\$255)

Water & Sewer Tax (\$2,239)

Property Tax (\$41,256)

Insurance (\$7,294)


Flood Insurance (\$3,392)

---

**Total Expenses (\$127,668)**

---

**NET OPERATING INCOME \$55,324**



# Rent Roll

## 141 Main St, Montpelier, VT 05602

Building / Unit	Tenant	Lease Type	Lease Expiration Date	Lease Term Remaining	Annual Rent	Annual Rent / Sq. Ft.
141 Main, 1st Floor (Commercial)	Alpenglow Fitness (Uplift Fitness / Noelk)	Modified Gross (Tenant Pays Electric)	Jan-1-2027	0.7 Years	\$30,600	
141 Main, 1st Floor (Commercial)	Vacant	-	-	-	-	-
141 Main, 2nd Floor (Commercial)	Theriault & Joslin, P.C. (Law Firm)	Modified Gross (Tenant Pays Electric)	MTM	0.1 Years	\$42,360	
141 Main, 2nd Floor (Commercial)	Mudgett, Jennett & Krogh-Wisner, P.C. (Accounting Firm)	Modified Gross (Tenant Pays Electric, Heat)	MTM	0.1 Years	\$39,684	
141 Main, 3rd Floor (Commercial)	Vacant	-	-	-	-	-
141 Main, 3rd Floor (Commercial)	Vacant	-	-	-	-	-
<b>TOTALS</b>					<b>\$112,644</b>	



# Financial Overview

8 St. Paul St, Montpelier, VT 05602

## Income

Base Rent \$18,720

---

**Total Rent \$18,720**

## Operating Expenses

Repairs (\$1,996)

Water & Sewer (\$1,109)

Property Tax (\$6,637)

Trash (\$352)

Grounds (\$120)


---

**Total Expenses (\$10,214)**

---

**NET OPERATING INCOME \$8,506**

---



# Rent Roll

8 St. Paul St, Montpelier, VT 05602

Building / Unit	Tenant	Lease Type	Square Footage	Lease Expiration Date	Lease Term Remaining	Annual Rent	Annual Rent / Sq. Ft.
8 St. Paul (2 Bed, 1.5 Bath)	Residential Tenant	Modified Gross (Tenant Pays Electric, Heat)	1,111 SF	MTM	0.1 Years	\$19,140	\$17.23 PSF
<b>TOTALS</b>			<b>1,111 SF</b>			<b>\$19,140</b>	



# Financial Overview

1-3-5 Spring St, Montpelier, VT 05602

## Income

Base Rent \$242,518

---

**Total Rent \$242,518**

Operating Expenses

Cleaning & Maintenance (\$722)

Repairs (\$9,548)

Electricity (\$2,449)

Oil & Propane (\$8,704)

Water & Sewer (\$9,171)

Property Tax (\$49,643)

Insurance (\$11,214)

Rubbish (\$6,026)

Snow Removal (\$2,385)

Grounds (\$5,811)

---

**Total Expenses (\$105,672)**

---

**NET OPERATING INCOME \$136,846**

---



# Rent Roll

## 1-3-5 Spring St, Montpelier, VT 05602

Building / Unit	Unit Mix / Tenant	Lease Type	Lease Expiration Date	Lease Term Remaining	Annual Rent	Annual Rent / Sq. Ft.
3 Spring St #1 - 1st Floor (Commercial)	Carriage House Salon	Modified Gross (Tenant Pays Electric)	Sep-30-2028	2.4 Years	\$12,660	\$19.48 PSF
3 Spring St #2 - 1st Floor (Commercial)	Office	Modified Gross (Tenant Pays Electric)	MTM	0.1 Years	\$10,500	\$16.41 PSF
3 Spring St #3 - End Unit (Residential)	1 Bedroom (Vacant)	-	-	-	-	-
3 Spring St #4 -2nd Floor (Residential)	1 Bedroom	Modified Gross (Tenant Pays Electric)	MTM	0.1 Years	\$11,160	\$11.16 PSF
3 Spring St #5 -2nd Floor (Residential)	1 Bedroom	Modified Gross (Tenant Pays Electric)	MTM	0.1 Years	\$10,680	\$19.42 PSF
3 Spring St #6 -2nd Floor (Residential)	1 Bedroom	Modified Gross (Tenant Pays Electric)	Jan-31-2027	0.8 Years	\$11,580	\$21.05 PSF
1 Spring St #1 (Residential)	2 Bedroom Townhome, Garage	Modified Gross (Tenant Pays Electric, Gas Heat)	MTM	0.1 Years	\$13,200	\$16.92 PSF
1 Spring St #2 (Residential)	2 Bedroom Townhome, Garage	Modified Gross (Tenant Pays Electric, Gas Heat)	MTM	0.1 Years	\$14,220	\$18.23 PSF
1 Spring St #3 (Residential)	1 Bedroom Flat, Garage	Modified Gross (Tenant Pays Electric, Gas Heat)	MTM	0.1 Years	\$9,300	\$17.71 PSF
1 Spring St #4 (Residential)	1 Bedroom Flat	Modified Gross (Tenant Pays Electric, Gas Heat)	MTM	0.1 Years	\$9,000	\$17.14 PSF
1 Spring St #5 (Residential)	1 Bedroom Flat	Modified Gross (Tenant Pays Electric, Gas Heat)	MTM	0.1 Years	\$9,300	\$17.71 PSF
1 Spring St #6 (Residential)	1 Bedroom Flat, Garage	Modified Gross (Tenant Pays Electric, Gas Heat)	MTM	0.1 Years	\$11,760	\$22.40 PSF
1 Spring St #7 (Residential)	2 Bedroom Townhome, Garage	Modified Gross (Tenant Pays Electric, Gas Heat)	MTM	0.1 Years	\$16,680	\$21.38 PSF
1 Spring St #8 (Residential)	2 Bedroom Townhome, Garage	Modified Gross (Tenant Pays Electric, Gas Heat)	MTM	0.1 Years	\$14,280	\$18.31 PSF
5 Spring St #1 (Residential)	2 Bedroom Townhome	Modified Gross (Tenant Pays Electric)	MTM	0.1 Years	\$17,940	\$23.79 PSF
5 Spring St #2 (Residential)	1 Bedroom Flat	Modified Gross (Tenant Pays Electric)	MTM	0.1 Years	\$11,580	\$30.72 PSF
5 Spring St #3 (Residential)	1 Bedroom Flat	Modified Gross (Tenant Pays Electric)	MTM	0.1 Years	\$11,580	\$30.72 PSF
5 Spring St #4 (Residential)	1 Bedroom Flat	Modified Gross (Tenant Pays Electric)	MTM	0.1 Years	\$11,940	\$31.67 PSF
5 Spring St #5 (Residential)	1 Bedroom Flat	Modified Gross (Tenant Pays Electric)	MTM	0.1 Years	\$11,760	\$31.19 PSF
5 Spring St #6 (Residential)	2 Bedroom Townhome	Modified Gross (Tenant Pays Electric)	Oct-31-2026	0.5 Years	\$15,420	\$20.45 PSF
<b>TOTALS</b>					<b>\$250,020</b>	

# Montpelier, Vermont - Capital City Overview

## State Government | Economic Stability | Historic Downtown

Montpelier serves as the capital city of Vermont and functions as the political, governmental, and administrative center of the state. Home to the Vermont State House, state agencies, courts, professional service firms, and civic institutions, the city benefits from a stable employment base and year-round economic activity supported by government operations and related industries.

As the seat of Vermont state government, Montpelier maintains an outsized economic and civic influence within the region. Government employment, professional services, healthcare, education, and tourism collectively support a resilient local economy and reinforce demand for retail, office, residential, and mixed-use real estate throughout the downtown district.

Montpelier's demographics further support long-term investment fundamentals. Median household income exceeds \$80,000, more than 66% of adults hold a bachelor's degree or higher with more than 97.4% holding a high school diploma or higher, substantially exceeding national averages. These characteristics contribute to a highly educated consumer base, strong housing demand, and a vibrant downtown business environment.

Combined with limited development opportunities, a tightly held ownership base, and the city's role as Vermont's governmental center, Montpelier offers a unique investment profile that is difficult to replicate elsewhere in New England.



## Montpelier Snapshot

- ✓ **City:** Montpelier
- ✓ **State:** Vermont
- ✓ **County:** Washington County
- ✓ **Distinction:** Capital City of Vermont
- ✓ **Government Anchor:** Vermont State House
- ✓ **Primary Industries:** Government, Healthcare, Professional Services, Education & Tourism
- ✓ **Downtown Character:** Historic Mixed-Use Commercial District
- ✓ **Market Position:** Political & Economic Center of Vermont
- ✓ **Walkability:** Highly Walkable Downtown Environment
- ✓ **Portfolio Focus:** Main Street & Downtown Holdings

## Regional Drive Times

- ✓ **Burlington, VT:** ~45 Minutes
- ✓ **Stowe, VT:** ~35 Minutes
- ✓ **Waterbury, VT:** ~20 Minutes
- ✓ **Lebanon, NH:** ~1 Hour 15 Minutes
- ✓ **Hanover, NH:** ~1 Hour 15 Minutes
- ✓ **Manchester, NH:** ~2 Hours 15 Minutes
- ✓ **Boston, MA:** ~3 Hours

# Montpelier Overview

## Award-Winning Downtown | Highly Educated Population | Historic New England Destination

Montpelier's downtown is widely recognized as one of the premier small-city downtown districts in New England. Vermont Public reported that Montpelier was ranked the #1 Best Small Town Downtown in America by Best Choice Reviews, reflecting the city's walkability, independent businesses, historic architecture, and strong sense of place.

The city's appeal extends well beyond state government. AARP recently recognized Montpelier as one of its Great Places to Live, citing its walkability, community amenities, cultural offerings, and quality of life. Downtown Montpelier serves as a year-round destination for residents, visitors, professionals, and tourists drawn to the city's restaurants, retailers, arts scene, and historic character.

Montpelier also benefits from its strategic location in Central Vermont with convenient access to Burlington, Stowe, Waterbury, and New Hampshire employment centers. The region's outdoor recreation, tourism economy, and quality of life continue to attract residents and businesses seeking a highly desirable New England environment.

*"I am often reminded that the wellspring of Vermont liberty flows from Main Street, not State Street."*

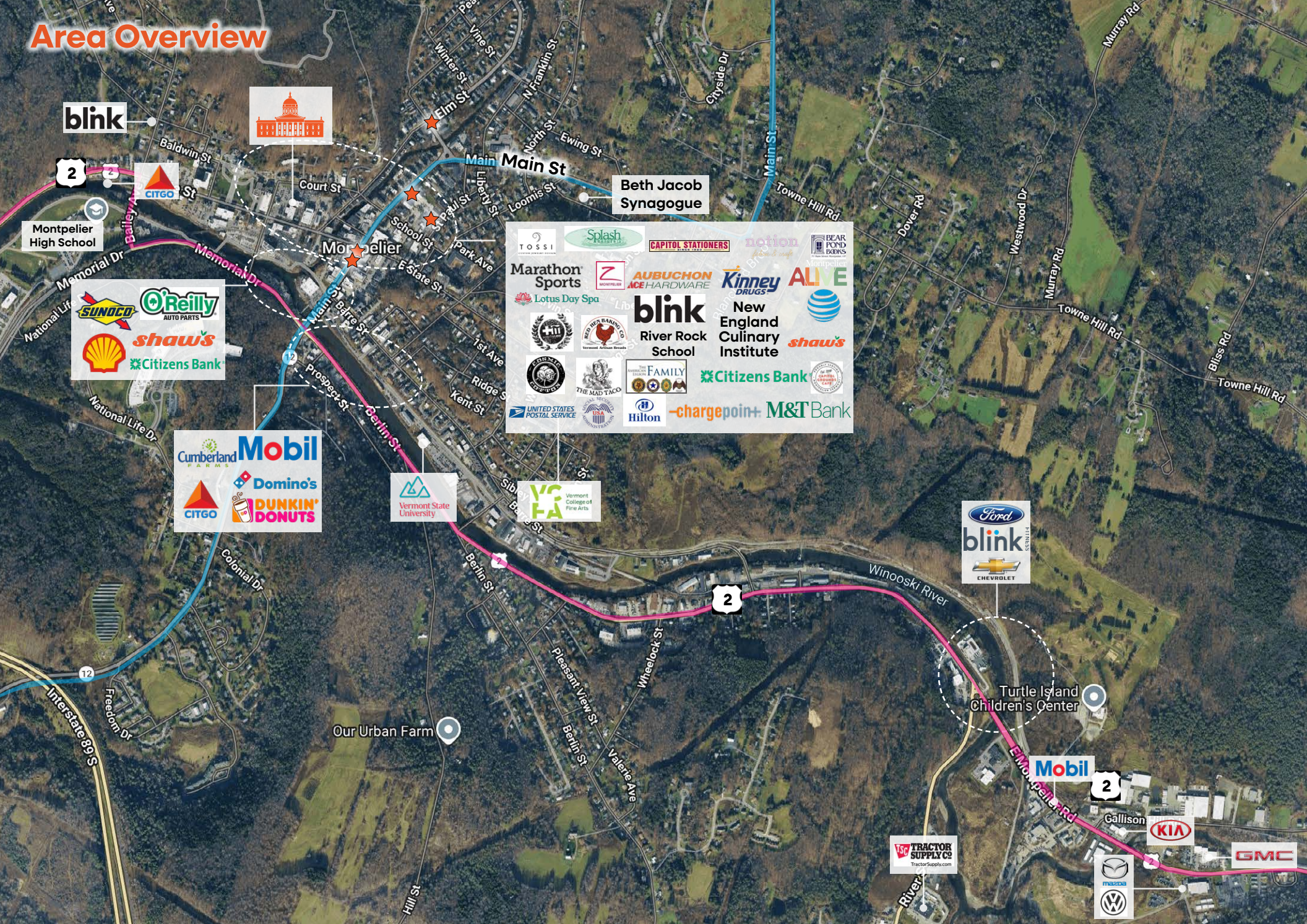
- Gov. James H. Douglas



## Capital City Snapshot

- ✓ **Capital of Vermont Since 1805**
- ✓ **County Seat of Washington County**
- ✓ **Home to Vermont State Government Operations**
- ✓ **Walk Score: 89 ("Very Walkable")**
- ✓ **#1 Best Small Town Downtown in America – Best Choice Reviews**
- ✓ **USA Today #1 Best Small Town for Shopping, #2 Best Small Town in the Northeast**
- ✓ **AARP Great Places to Live Community**
- ✓ **Largest Urban Historic District in Vermont**
- ✓ **Largest National Register Historic District in Vermont**

# Area Overview



# The Vermont Capital Portfolio

73 Main Street | 79–83 Main Street | 141 Main Street | 8 St. Paul Street 1–3–5 Spring Street  
Montpelier, VT 05602



## Investment Contacts:

### Spencer O'Donnell

Managing Director  
National Investment Sales  
(714) 400-6267  
spencer@charterrealty.com

### William Crane

Director  
National Investment Sales  
(404) 538-8091  
wcrane@charterrealty.com

### William Levendusky

Associate  
New England Market  
(978) 778-6057  
williaml@charterrealty.com

## Cooperating Broker:

### Brian Brockman

License No. 81.0134052  
Bang Realty-New England Inc  
(513) 898-1551  
bor@bangrealty.com

### Cormac O'Hagan

Associate  
National Investment Sales  
(503) 830-8167  
cormac@charterrealty.com

### Chris Timboe

Associate  
National Investment Sales  
(415) 716-4408  
chris@charterrealty.com

This Offering Memorandum contains select information pertaining to the business and affairs of the subject property for sale. It has been prepared by Charter Realty. This Offering Memorandum may not be all-inclusive or contain all of the information a prospective purchaser may desire. The information contained in this Offering Memorandum is confidential and furnished solely for the purpose of a review by a prospective purchaser of the Property. It is not to be used for any other purpose or made available to any other person without the written consent of Seller or Charter Realty. The material is based in part upon information supplied by the Seller and in part upon financial information obtained from sources it deems reliable. Neither Owner, nor their officers, employees, or agents makes any representation or warranty, express or implied, as to the accuracy or completeness of this Offering Memorandum or any of its contents, and no legal liability is assumed or shall be implied with respect thereto. Prospective purchasers should make their own projections and form their own conclusions without reliance upon the material contained herein and conduct their own due diligence.

By acknowledging your receipt of this Offering Memorandum from Charter Realty, you agree:

The Offering Memorandum and its contents are confidential;

You will hold it and treat it in the strictest of confidence; and

You will not, directly or indirectly, disclose or permit anyone else to disclose this Offering Memorandum or its contents in any fashion or manner detrimental to the interest of the Seller.

Owner and Charter Realty expressly reserve the right, at their sole discretion, to reject any and all expressions of interest or offers to purchase the Property and to terminate discussions with any person or entity reviewing this Offering Memorandum or making an offer to purchase the Property unless and until a written agreement for the purchase and sale of the Property has been fully executed and delivered.

If you wish not to pursue negotiations leading to the acquisition of the property or in the future you discontinue such negotiations, then you agree to purge all materials relating to this Property including this Offering Memorandum.

A prospective purchaser's sole and exclusive rights with respect to this prospective transaction, the Property, or information provided herein or in connection with the sale of the Property shall be limited to those expressly provided in an executed Purchase Agreement and shall be subject to the terms thereof. In no event shall a prospective purchaser have any other claims against Seller or Charter Realty or any of their affiliates or any of their respective officers, directors, shareholders, owners, employees, or agents for any damages, liability, or causes of action relating to this solicitation process or the marketing or sale of the Property.

This Offering Memorandum shall not be deemed to represent the state of affairs of the Property or constitute an indication that there has been no change in the state of affairs of the Property since the date of this Offering Memorandum.

#### Image Disclaimer

All photographs, renderings, maps, and other visual materials contained in this Offering Memorandum are provided solely for illustrative and informational purposes. Some images may include stock photography or digitally enhanced visuals and are not necessarily representative of the actual condition, features, or surroundings of the property. Charter Realty and the Seller make no representations or warranties, express or implied, as to the accuracy, authenticity, or relevance of any images provided. No guarantees are made regarding current property conditions, and no part of the visual content should be relied upon as forming the basis for any investment decision. Prospective purchasers are advised to conduct independent inspections and due diligence.

#### Copyright Disclaimer

All images, illustrations, and other visual content included in this Offering Memorandum are either the property of Charter Realty, licensed for use, or believed to be in the public domain. Any inadvertent use of copyrighted material is unintentional. If you are the rightful owner of any image used herein and believe it has been included in error, please contact Charter Realty immediately. Upon notification, we will promptly remove or replace the material in question.

Charter Realty makes no guarantees, representations, or warranties of any kind, expressed or implied, regarding the information including, but not limited to, warranties as to content, accuracy, and reliability. This publication is the copyrighted property of Charter Realty and/or its licensor(s) © 2026. All rights reserved.