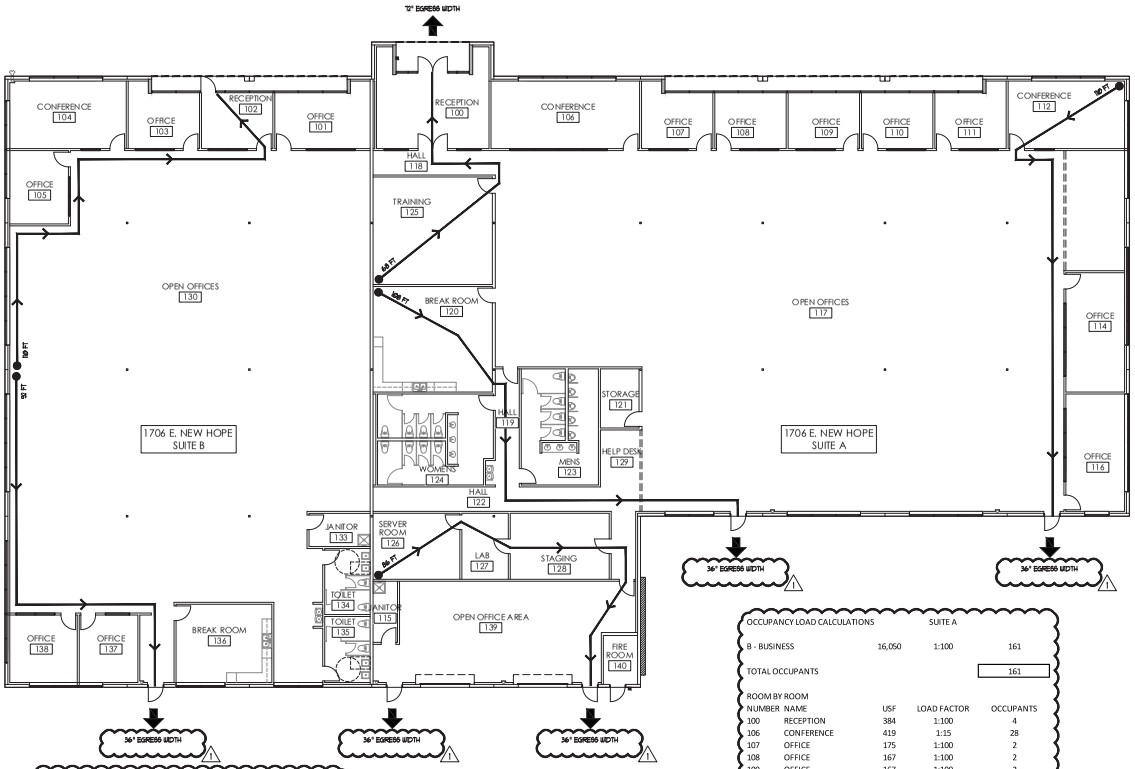

1 LIFE SAFETY PLAN

SCALE: NOT TO SCALE

OCCUPANCY LOAD CALCULATIONS — SUITE B

B - BUSINESS	9,375	1:100	94
TOTAL OCCUPANTS			94

ROOM BY ROOM

NUMBER	NAME	USF	LOAD FACTOR	OCCUPANTS
101	OFFICE	220	1:100	2
102	RECEPTION	167	1:100	2
103	OFFICE	175	1:100	2
104	CONFERENCE	329	1:15	22
105	OFFICE	180	1:100	2
130	OPEN OFFICE AREA	5,535	1:100	55
132	STORAGE			
133	JANITOR			
134	TOILET			
135	TOILET			
136	BREAK ROOM	314	1:100	3
137	OFFICE	165	1:100	2
138	OFFICE	191	1:100	2
TOTAL OCCUPANTS BY AREA				92

BUILDING EGRESS WIDTH (IBC SECTION 1005.3.2)

REQUIRED	19"	.20 X 94
PROVIDED	64"	2 EXITS AT 32" EACH
TOTAL	64"	

MAXIMUM EXIT ACCESS TRAVEL DISTANCE

ALLOWABLE	300'
ACTUAL	110'

REQUIRED PLUMBING FIXTURES (IPC SECTION 403)

OFFICE: 94 OCCUPANTS - 47 MALE, 47 FEMALE
MALE WATER CLOSETS: 2 REQUIRED / 2 PROVIDED
FEMALE WATER CLOSETS: 2 REQUIRED / 2 PROVIDED
MALE AND FEMALE LAVATORIES: 2 EA. REQUIRED / 2 EA. PROVIDED

OCCUPANCY LOAD CALCULATIONS — SUITE A

B - BUSINESS	16,050	1:100	161
TOTAL OCCUPANTS			161

ROOM BY ROOM

NUMBER	NAME	USF	LOAD FACTOR	OCCUPANTS
100	RECEPTION	384	1:100	4
106	CONFERENCE	419	1:15	28
107	OFFICE	175	1:100	2
108	OFFICE	167	1:100	2
109	OFFICE	167	1:100	2
110	OFFICE	167	1:100	2
111	OFFICE	175	1:100	2
112	CONFERENCE	329	1:15	22
114	OFFICE	289	1:100	3
115	JANITOR			
116	OFFICE	288	1:100	3
117	OPEN OFFICE AREA	6,052	1:100	61
118	HALL			
119	HALL			
120	BREAK ROOM	529	1:100	5
121	STORAGE			
122	HALL			
123	MENS			
124	WOMENS			
125	TRAINING	539	1:15	36
126	SERVER	240	1:100	2
127	LAB	129	1:100	1
128	STAGING	273	1:100	3
129	HELP DESK	98	1:100	1
139	OPEN OFFICE AREA	961	1:100	10
140	FIRE ROOM			
TOTAL OCCUPANTS BY AREA				189

BUILDING EGRESS WIDTH (IBC SECTION 1005.3.2)

REQUIRED	38"	.20 X 189
PROVIDED	128"	4 EXITS AT 32" EACH
PROVIDED	64"	1 EXITS AT 64" EACH
TOTAL	192"	

MAXIMUM EXIT ACCESS TRAVEL DISTANCE

ALLOWABLE	300'
ACTUAL	110'

REQUIRED PLUMBING FIXTURES (IPC SECTION 403)

OFFICE: 94 OCCUPANTS - 95 MALE, 95 FEMALE
MALE WATER CLOSETS: 3 REQUIRED / 4 PROVIDED
FEMALE WATER CLOSETS: 3 REQUIRED / 8 PROVIDED
MALE AND FEMALE LAVATORIES: 3 EA. REQUIRED / 3 EA. PROVIDED

markpaccone architecture
4512 hibiscus valley dr., atx 78739 | 512-699-5885

2/12/18

The Texas Board of Architectural Examiners, P.O. Box 12337, Austin, Texas 78711-2337 or 333 Guadalupe, Suite 2-300, Austin, Texas 78701-3942, (512) 305-9000, has jurisdiction over complaints regarding the practice of architecture in Texas under the Texas Civil Statutes, Article 249c.

This file is an instrument of service and is to be used solely for the purposes stipulated under the contract between the architect and the owner. It is not to be used, copyrighted and is not to be used, duplicated or otherwise modified except with written permission of the architect.

Building 12 Interior Finishout
1706 E. NEW HOPE
Leander, Texas 78641

JOB NO.
DATE 12/4/17
DRAWN BY MSP
CHECKED BY
1 12/4/17 Revision 1
2 2/12/18 REVISION 2

SHEET
A1

INTERIOR PARTITION TYPE SCHEDULE

A A1		INTERIOR PARTITION WALL: 3 5/8" METAL STUDS AT 16" O.C. FROM FINISH FLOOR TO 6" ABOVE FINISHED CEILING HEIGHT WITH 1 LAYER OF 5/8" GYP. BD. ON EACH SIDE. TYPE A1 SHALL EXTEND FROM FINISH FLOOR TO UNDERSIDE OF ROOF DECK ABOVE.	C C1		TYPICAL WALL AT EXTERIOR PANELS: 1 5/8" TO 3 5/8" METAL STUDS, DETERMINED BY CONTRACTOR'S TYPICAL CONSTRUCTION METHODS, SPACED AT 16" O.C. FROM FINISH FLOOR TO 6" ABOVE FINISHED CEILING HEIGHT WITH 1 LAYER OF 5/8" GYP. BD. ON INTERIOR SIDE. TYPE C1 SHALL EXTEND FROM FINISH FLOOR TO UNDERSIDE OF ROOF DECK ABOVE.
B B1		INTERIOR PARTITION WALL: 6" METAL STUDS AT 16" O.C. FROM FINISH FLOOR TO 6" ABOVE FINISHED CEILING HEIGHT WITH 1 LAYER OF 5/8" GYP. BD. ON EACH SIDE. TYPE B1 SHALL EXTEND FROM FINISH FLOOR TO UNDERSIDE OF ROOF DECK ABOVE.	D D1		1 HR. FIRE RATED ASSEMBLY: 6" METAL STUDS AT 16" O.C. FROM FINISH FLOOR TO UNDERSIDE OF ROOF DECK ABOVE WITH 1 LAYER OF 5/8" TYPE "X" GYP. BD. ON EACH SIDE. FIRE SEAL ALL GAPS AND PENETRATIONS. 1 HR. FIRE RATED - U.L. DESIGN NO. U419 TYPE D1 SHALL USE 3 5/8" METAL STUDS IN LIEU OF 6" METAL STUDS.

FLOOR PLAN GENERAL NOTES

ALL INTERIOR PARTITIONS TO BE PARTITION TYPE A UNLESS NOTED OTHERWISE.

INSTALL 5/8" MOISTURE RESISTANT GYP. BD. (GREEN BOARD) ON ALL RESTROOM WALLS AND WET WALL LOCATIONS.

THERMAL & SOUND INSULATION SCHEDULE

CODE REQUIRED WALLS:
1 5/8" TO 3 5/8" METALS STUDS: R-13 GLASS FIBER BATT INSULATION
6" METALS STUDS: R-19 GLASS FIBER BATT INSULATION

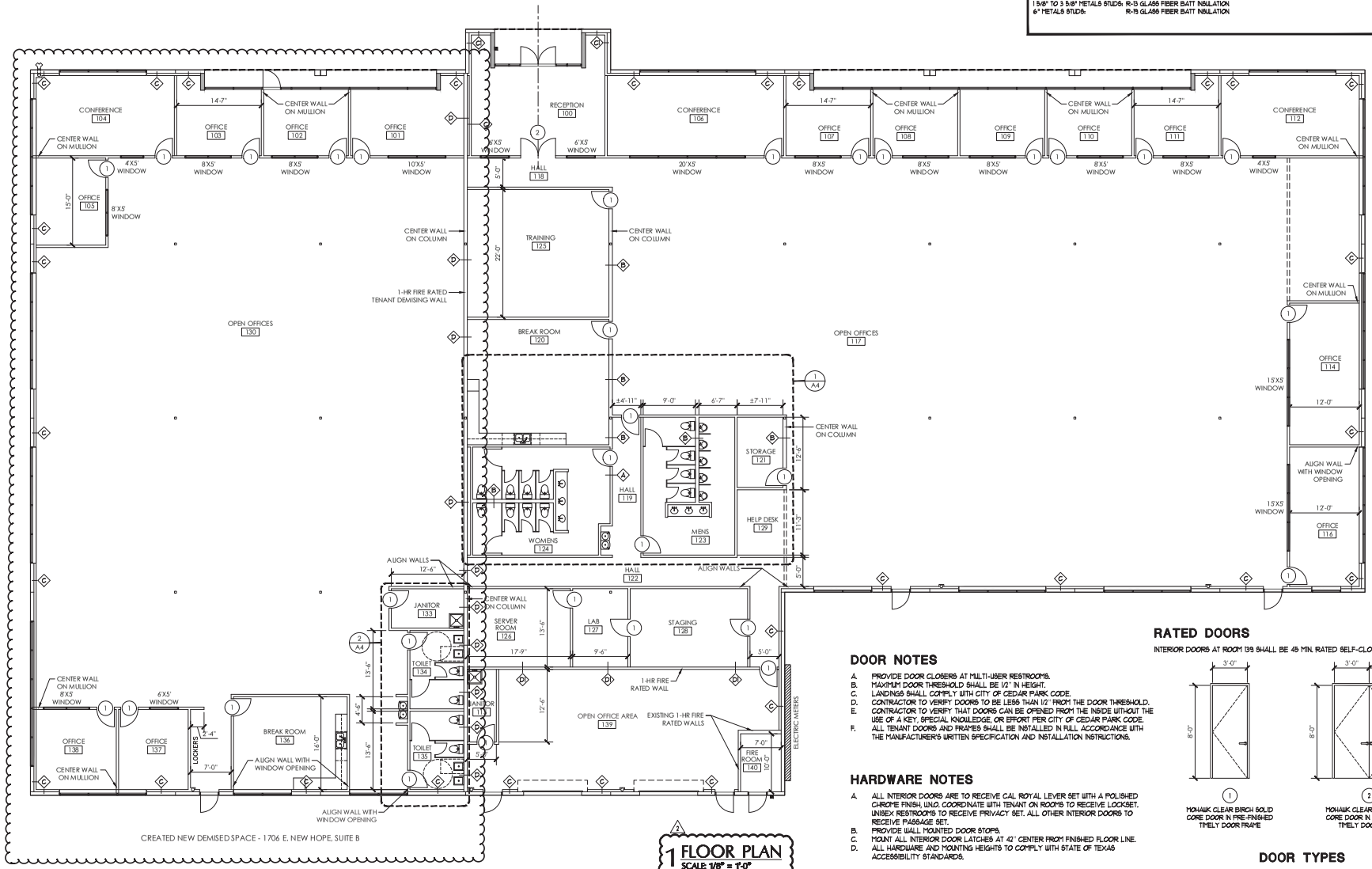

1 FLOOR PLAN
SCALE: 1/8" = 1'-0"

DOOR NOTES

A. PROVIDE DOOR CLOSERS AT MULTI-USER RESTROOMS.
B. MAXIMUM DOOR THRESHOLD SHALL BE 1/2" IN HEIGHT.
C. LANDINGS SHALL COMPLY WITH CITY OF CEDAR PARK CODE.
D. CONTRACTOR TO VERIFY DOORS TO BE LESS THAN 1/2" FROM THE DOOR THRESHOLD.
E. CONTRACTOR TO VERIFY THAT DOORS CAN BE OPENED FROM THE INSIDE WITHOUT THE USE OF A KEY, SPECIAL KNOWLEDGE, OR EFFORT PER CITY OF CEDAR PARK CODE.
F. ALL TENANT DOORS AND FRAMES SHALL BE INSTALLED IN FULL ACCORDANCE WITH THE MANUFACTURER'S WRITTEN SPECIFICATION AND INSTALLATION INSTRUCTIONS.

HARDWARE NOTES

A. ALL INTERIOR DOORS ARE TO RECEIVE CAL ROYAL LEVER SET WITH A POLISHED CHROME FINISH, U.N.O. COORDINATE WITH TENANT ON ROOMS TO RECEIVE LOCKSET. UNISEX RESTROOMS TO RECEIVE PRIVACY SET. ALL OTHER INTERIOR DOORS TO RECEIVE PASSAGE SET.
B. PROVIDE WALL MOUNTED DOOR STOPS.
C. MOUNT ALL INTERIOR DOOR LATCHES AT 42" CENTER FROM FINISHED FLOOR LINE.
D. ALL HARDWARE AND MOUNTING HEIGHTS TO COMPLY WITH STATE OF TEXAS ACCESSIBILITY STANDARDS.

RATED DOORS

INTERIOR DOORS AT ROOM 139 SHALL BE 45 MIN. RATED SELF-CLOSING DOORS.

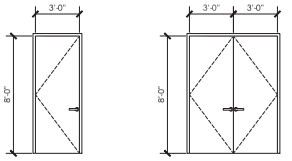

1 MOHAWK CLEAR BIRCH SOLID CORE DOOR IN PRE-FINISHED TIMELY DOOR FRAME

2 MOHAWK CLEAR BIRCH SOLID CORE DOOR IN PRE-FINISHED TIMELY DOOR FRAME

DOOR TYPES

markpacconearchitecture
4512 hibiscus valley dr., atx 78739 | 512-699-5885

2/12/18

The Texas Board of Architectural Examiners, P.O. Box 12337, Austin, Texas 78711-2337, (512) 305-9000, has jurisdiction over complaints regarding the practice of architecture in Texas. For additional information, write the Board at 505 E. Huntland Drive, Suite 2300, Austin, Texas, 78752-3942