

# For Lease: The Pinnacle

5000-5084 Pinnacle Square | Trussville, AL



**MARTIN SMITH, CCIM**  
205.776.6151 | martin.smith@srsre.com

**COOPER SMITH**  
205.558.6161 | cooper.smith@srsre.com



# For Lease

## The Pinnacle

### Trussville, AL

### Property Specifications

SPACE AVAILABLE

**680-13,300 SF**

GLA

**249,000 SF**

### Traffic Counts

Gadsden Highway, S of Site	32,947 VPD
I-59, NE of Site	64,339 VPD
I-459, S of Site	60,316 VPD
I-59, W of Site	46,397 VPD

Year: 2024 | Source: ALDOT

**MARTIN SMITH, CCIM**  
205.776.6151 | martin.smith@srsre.com

**COOPER SMITH**  
205.558.6161 | cooper.smith@srsre.com



### About the Property

- The Pinnacle is a 249,000 SF first-class, well-anchored center of community activity located in a dominant retail corridor drawing from an extended trade area exceeding 15 miles.
- 1.5M annual visits to the Pinnacle (Placer.ai)
- Benefits from immediate proximity to I-59 and I-459, one of the region’s major travel corridors
- The Valley Road Extension diverts traffic from US Highway 11 directly into and in front of The Pinnacle

### Join These Retailers



**SHOE DEPT.**



# Market Aerial: Pinnacle Trussville

Trussville, AL



## Trussville Shopping Center

TRACTOR SUPPLY CO. OLLIE'S BOUTIQUE GOOD STUFF CHEAP Arby's Starbucks  
Full Moon BAR-B-Q Ashley GameStop

## Trussville Promenade I & II

Walmart SUPERCENTER KOHL'S ZAXBY'S CITY G.E.A.R.  
Marshalls REGAL cici's  
HIBBET SPORTS Bath&BodyWorks ROSS DRESS FOR LESS T. BUFFALO WILD WINGS  
DOLLAR TREE verizon Chick-fil-A AT&T MILK

McDonald's Wendy's Applebees  
Jack's Planet Smoothie

PAPA JOHN'S TACO BELL  
WAFFLE HOUSE Pizza Hut

## Pinnacle Trussville

GAMEDAY MEN'S HEALTH belk at home chico's  
SHOE DEPT. LENS CRAFTERS CINC FINISH LINE ZALES  
CAJUN STEAKHOUSE BEST BUY LANE BRYANT claire's  
Casa Fiesta ROCK N ROLL JCPenney Logan's ROADHOUSE  
OS1 ORTHOPEDIC & SPORTS INJURY CLINIC DOLLAR TREE

## Downtown Trussville

Advance! Auto Parts U.M.A.M.I. CASH HONEY  
MR. WEST'S ACE Hardware Planet Smoothie Edgars  
Cookie Dough MAGIC RODNEY SCOTT'S BREAD BROS. PIZZA HUT  
Half Shell ferus  
SONIC CVS

## The Promenade at Tutwiler Farms

target PET SUPPLIES PLUS TJ-MAXX Academy KFC Arby's  
BAM! BOOKS-A-MILLION Burlington Bath&BodyWorks RACK ROOM SHOES AT&T  
KAY Michaels JIM 'N' NICK'S BAR-B-Q

## Homestead Village

ALDI HOBBY LOBBY ALABAMA OUTDOORS  
petco HomeGoods  
ULTA five BELOW  
Kirkland's Home  
Spectrum

**SITE**  
5000-5804 Pinnacle Square

LOWE'S Jack's Starbucks  
Staples T.F.S.  
Pep Boys verizon  
COLD STONE WAFFLE HOUSE  
McDonald's MATTRESS FIRM

Walmart SUPERCENTER CVS

UAB ST. VINCENT'S East



- TRUSSVILLE IS ONE OF THE FASTEST GROWING CITIES IN ALABAMA
- 7.4M SQUARE FEET OF RETAIL WITHIN THE TRUSSVILLE SUBMARKET
- 13.8M ANNUAL RETAILER VISITS WITHIN A 5-MILE TRADE AREA OF PINNACLE



**THE PARK AT HAMILTON PLACE**  
WALKING TRAILS | COMMUNITY PARK  
OFFICE | DAYCARE

**WALK-ON'S**  
SPORTS NUTRITION  
**GRANDVIEW**  
MEDICAL CENTER  
TRUSSVILLE FREESTANDING ER

**TUTWILER FARM RESIDENTIAL AREA**  
POPULATION | 5,561  
HOUSEHOLDS | 2,092  
AVERAGE HH INCOME | \$171,268  
DAYTIME POPULATION | 4,595  
2024 ESRI

**PROMENADE AT TUTWILER FARM**  
SHADOWS PINNACLE  
TOP TIER SHOPPING CENTER | 4.8 MILLION ANNUAL VISITORS  
TOP 10 POWER CENTER IN ALABAMA

**PINNACLE**

**FRESENIUS**  
KIDNEY CARE  
**CHAMPION**  
FITNESS  
**urbanAir**  
ADVENTURE PARK

**VALLEY ROAD EXTENSION**  
DIVERTS TRAFFIC FROM HIGHWAY 11  
DIRECTLY INTO & IN FRONT OF PINNACLE  
BYPASS ROAD CONSTRUCTED  
PRIMARILY FOR AFFLUENT POCKET OF  
RESIDENTS IN SHADER AREA

**NEARBY AREA TRAFFIC DRIVERS**

**WALKABLE ENTERTAINMENT DISTRICT**  
(3 MILES NW OF PINNACLE)

TRUSSVILLE'S ONLY OUTDOOR STAGE AND CONCERT VENUE, THE GATEWAY, FEATURES A 27-FOOT-WIDE LED SCREEN BACKDROP, AN OUTDOOR PAVILION WITH CAPACITY FOR A FARMER'S MARKET OR UP TO 2,500 CONCERT SPECTATORS - A COMMUNITY GATHERING PLACE FOR THE FAMILY!



**TRUSSVILLE ATHLETICS COMPLEX**  
(5.5 MILES NW OF PINNACLE)

128 ACRE COMPLEX HOSTS TOURNAMENTS FOR MANY SPORTS INCLUDING SOFTBALL, SOCCER, BASEBALL, AND FOOTBALL



**TENANTS**

Suite 200	Belk	SF	Suite 520	Finish Line	SF	Suite 930	City of Trussville PD Annex	3,480 SF	MAJ4	Best Buy	30,000 SF
Suite 210	Available	4,050 SF	Suite 530	Available	680 SF	Suite 940	Available	3,800 SF	Suite 1410	Gadsden Nails	2,041 SF
Suite 220	Kay Jewelers	SF	Suite 540	DDS Dentures + Implant	4,700 SF	Suite 950	Available	2,000 SF	Suite 1420	Trussville Children's Theater	1,600 SF
Suite 230	OS1 Sports Injury Clinic	SF	Suite 610	Available	5,500 SF	Suite 1010	Available	1,000 SF	Suite 1430	Rock N Roll Sushi	1,799 SF
Suite 240	Lane Bryant	SF	Suite 620	Available	1,750 SF	Suite 1020	Available	6,500 SF	Suite 1440	Available	2,560 SF
Suite 310-320	Dollar Tree	SF	Suite 630	Available	4,000 SF	MAJ3	JCPenney	97,440 SF	Suite 1505	Available	2,546 SF
Suite 330	Zales	SF	Suite 640	At Home	96,456 SF	Suite 1210	LensCrafters	3,200 SF	Suite 1510	La Farre Market	2,254 SF
Suite 340	Chico's	SF	Suite 810	Shoe Dept.	5,200 SF	Suite 1220	Results Physiotherapy	2,734 SF	Suite 1520	Casa Fiesta Grill & Cantina	4,241 SF
Suite 410	AT LEASE	5,800 SF	Suite 820-830	Sugarplum Kids	3,055 SF	Suite 1225	Moon's Day Spa	1,117 SF			
Suite 420	Available	890 SF	Suite 910	Available	3,400 SF	Suite 1230	Getting Started Workshop	2,390 SF			
Suite 510	Available	4,050 SF	Suite 915	Gameday Men's Health	1,820 SF	Suite 1240	GNC	1,600 SF			



**At Home** Anchor



**Best Buy** Anchor



**JC Penney** Anchor



**Belk** Anchor



**Dollar Tree, Zales, & Chico's**



**Casa Fiesta** Southern End Cap View



**Cajun Steamer** Outparcel (Not part of The Pinnacle)



**Joy East** Outparcel (Not part of The Pinnacle)



**The Pinnacle** Aerial View from I-20



**Logan's Roadhouse** Outparcel (Not part of The Pinnacle)



## Area Snapshot

### 3 MILES

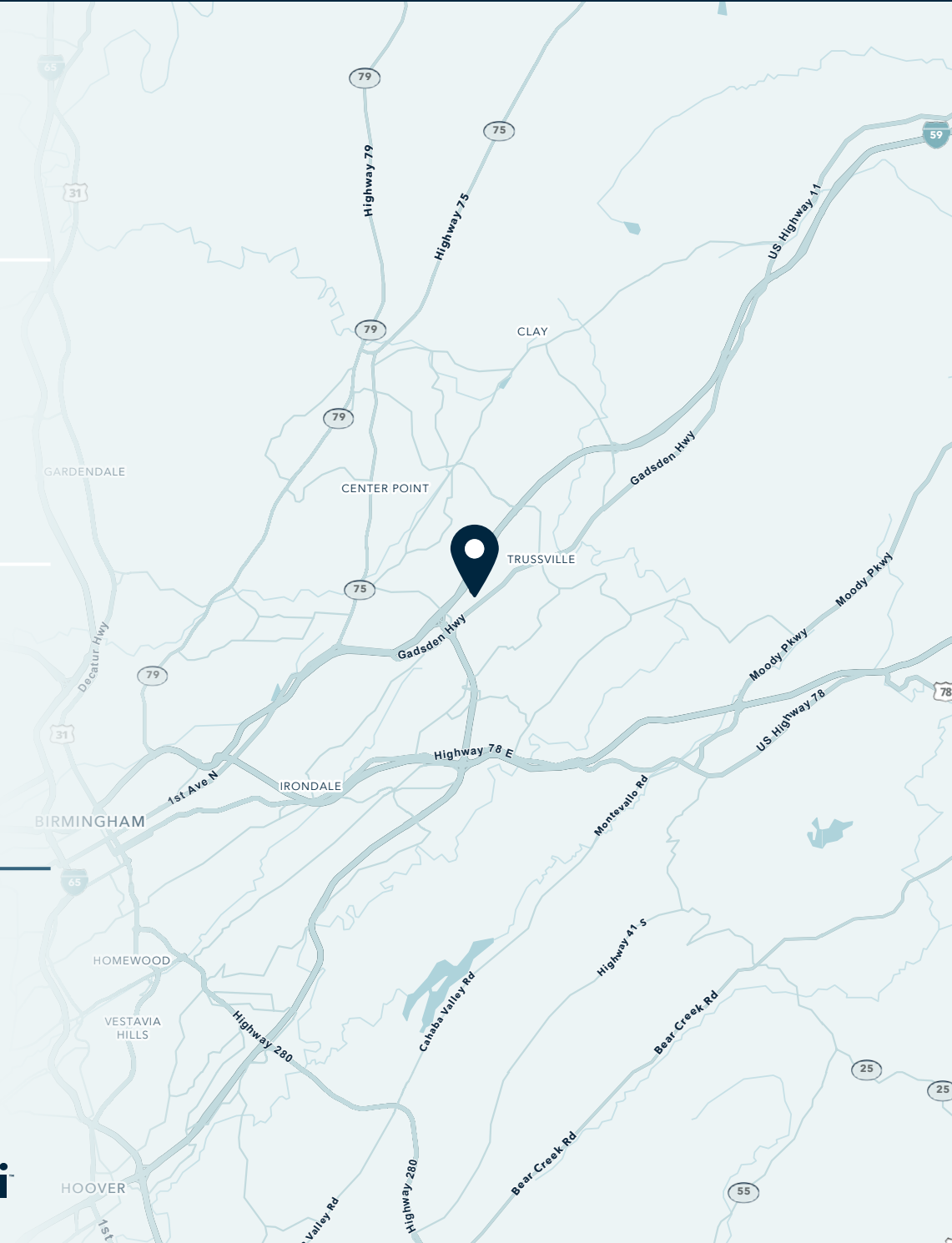
<b>38,135</b> Population	<b>42,347</b> Total Daytime Population	<b>\$89,535</b> Average Household Income	<b>14,746</b> Total Households
-----------------------------	--	--	--------------------------------------

### 5 MILES

<b>91,765</b> Population	<b>82,314</b> Total Daytime Population	<b>\$89,327</b> Average Household Income	<b>34,831</b> Total Households
-----------------------------	--	--	--------------------------------------

### 7 MILES

<b>142,602</b> Population	<b>129,940</b> Total Daytime Population	<b>\$88,297</b> Average Household Income	<b>55,085</b> Total Households
------------------------------	---	--	--------------------------------------



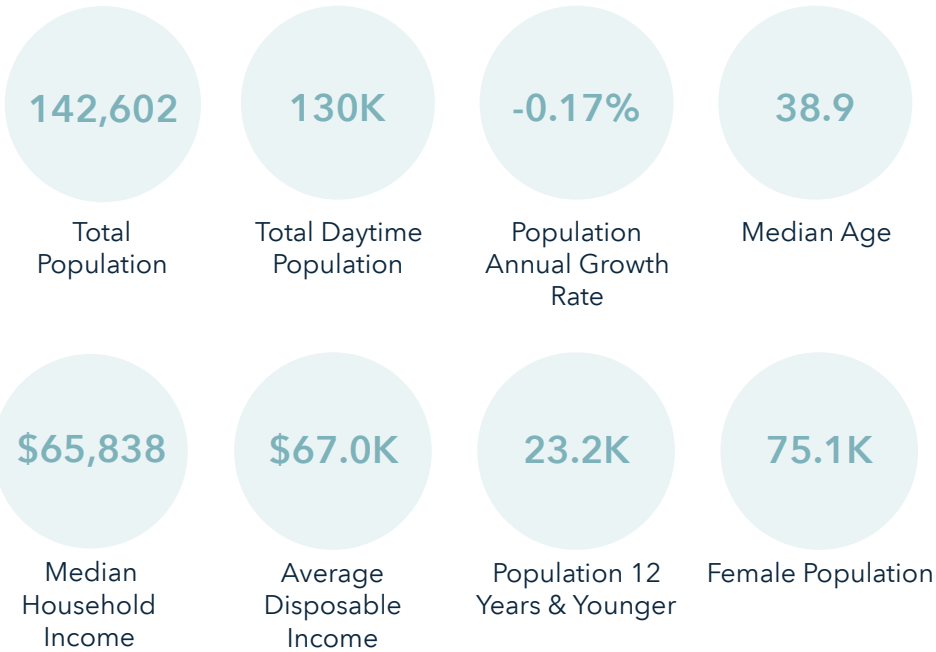
**Want more?** Contact us for a complete demographic, foot-traffic, and mobile data insights report.

SOURCE esri

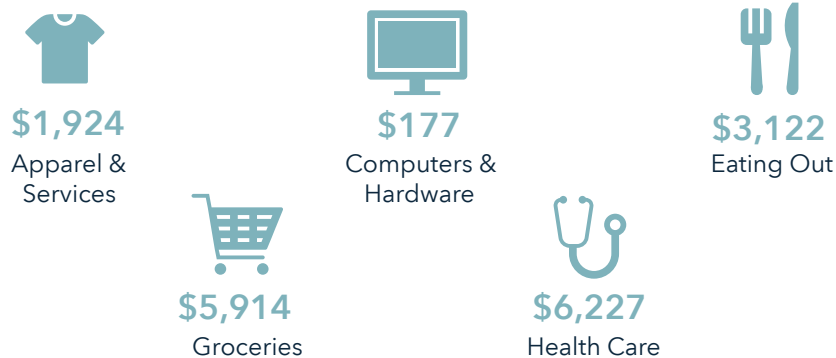


## Ring of 3 Miles

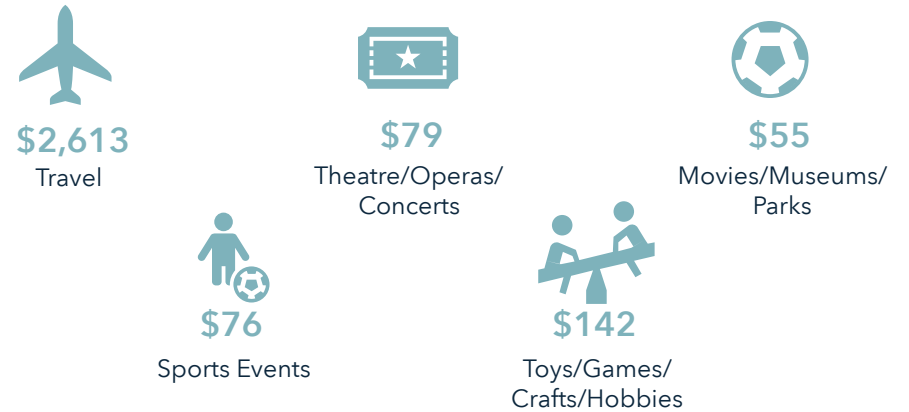
### Key Facts



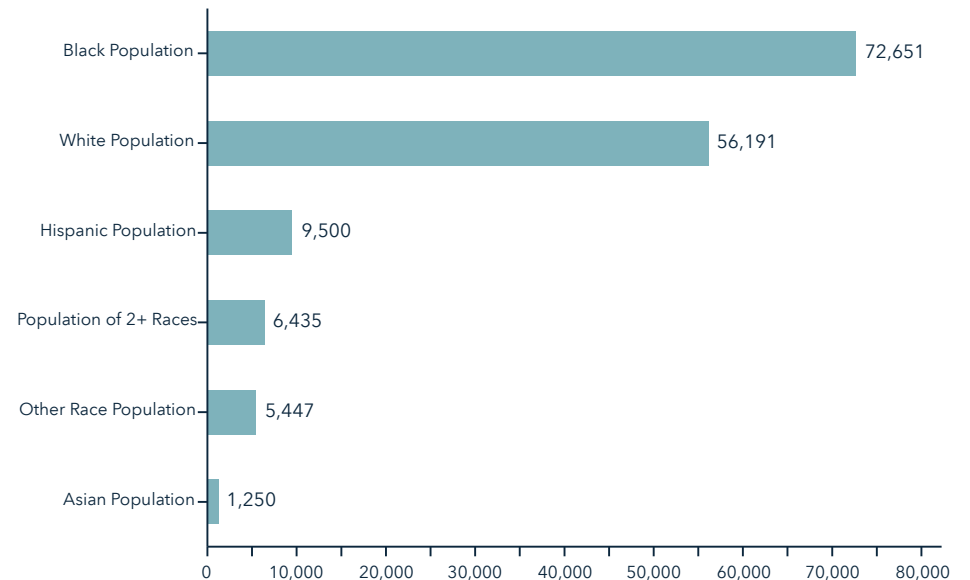
### Annual Household Spending



### Annual Lifestyle Spending



### Race

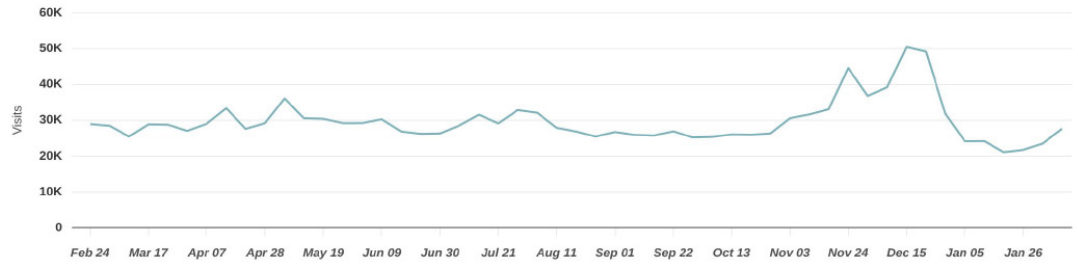




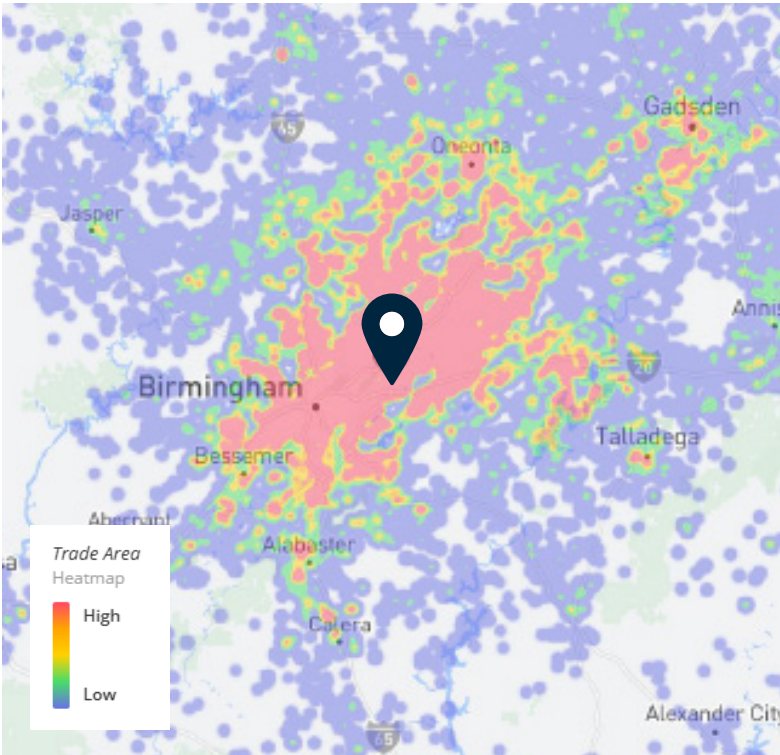
## Data for 02/21/2025 - 02/20/2026



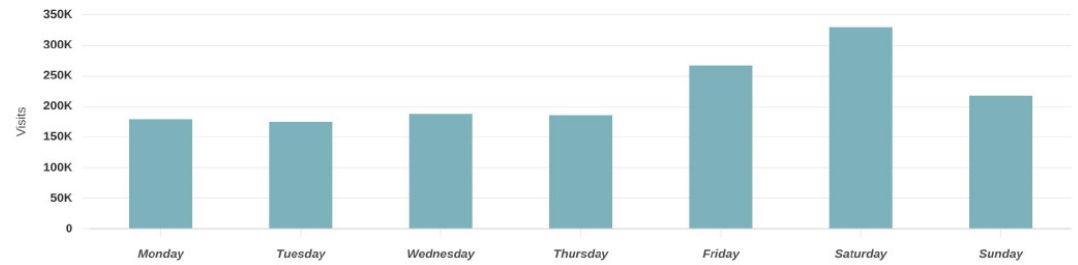
### VISITS TREND



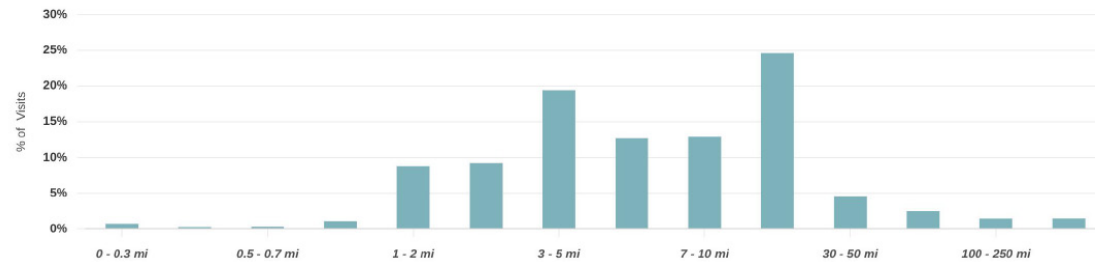
### TRADE AREA



### DAILY VISITS



### TRADE AREA COVERAGE BY DISTANCE





---

**SRS REAL ESTATE PARTNERS**

---

304 20th Street South  
Birmingham, AL 35233  
205.259.2195

**SRSRE.COM**

©2026 SRS. All Rights Reserved.

The information presented was obtained from sources deemed reliable;  
however SRS does not guarantee its completeness or accuracy.