



2208 WISCONSIN

2208 WISCONSIN AVE NW, WASHINGTON, DC 20007

OVERVIEW

One of Washington DC's great boulevards, Wisconsin Avenue serves as the main artery from Georgetown to Bethesda, connecting DC's most affluent neighborhoods and connecting the many grocery stores that line the Avenue, making it an ideal location for retail or services. Glover Park boasts close proximity to Georgetown and is anchored on both sides by Trader Joe's, Whole Foods and Safeway. The new retail space presents an excellent opportunity for specialty fitness, medical and veterinary uses.

NEIGHBORHOOD
Glover Park

FRONTAGE
37'06"

SIZE
3,106 sq. ft.

CEILING HEIGHT
10'9"

TRAFFIC COUNTS
Wisconsin Ave – 25,000
VPD

NEARBY RETAILERS



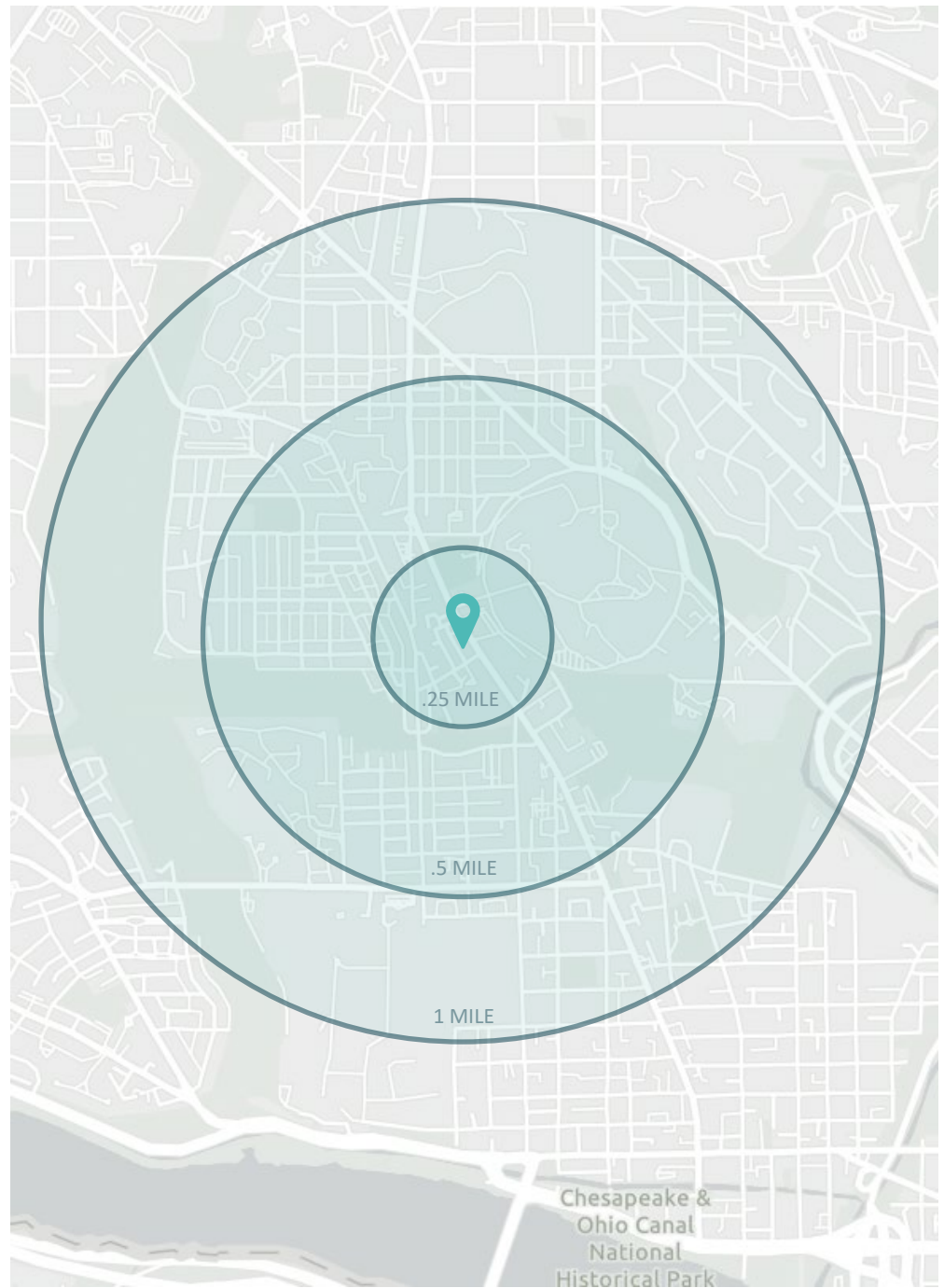
2208 WISCONSIN AVE NW

2208 WISCONSIN AVE NW, WASHINGTON, DC 20007

CONTACT US

Ken Johnson
202.309.0935
kjohnson@willardretail.com
willardretail.com





DEMOGRAPHICS

.25, .5, 1-MILE RADIUS



RADIUS



AVG HH INCOME



MEDIAN AGE



HOUSEHOLDS



POPULATION

RADIUS	AVG HH INCOME	MEDIAN AGE	HOUSEHOLDS	POPULATION
.25 Mile	\$276,772	32.6	1,256	2,607
.5 Mile	\$249,806	33.2	3,978	8,330
1 Mile	\$239,714	33.0	14,950	34,040

2208 WISCONSIN AVE NW

2208 WISCONSIN AVE NW, WASHINGTON, DC 20007

CONTACT US

Ken Johnson
202.309.0935
kjohnson@willardretail.com
willardretail.com



WILLARD

2208 WISONSIN AVE

SITE PLAN



WISCONSIN AVE


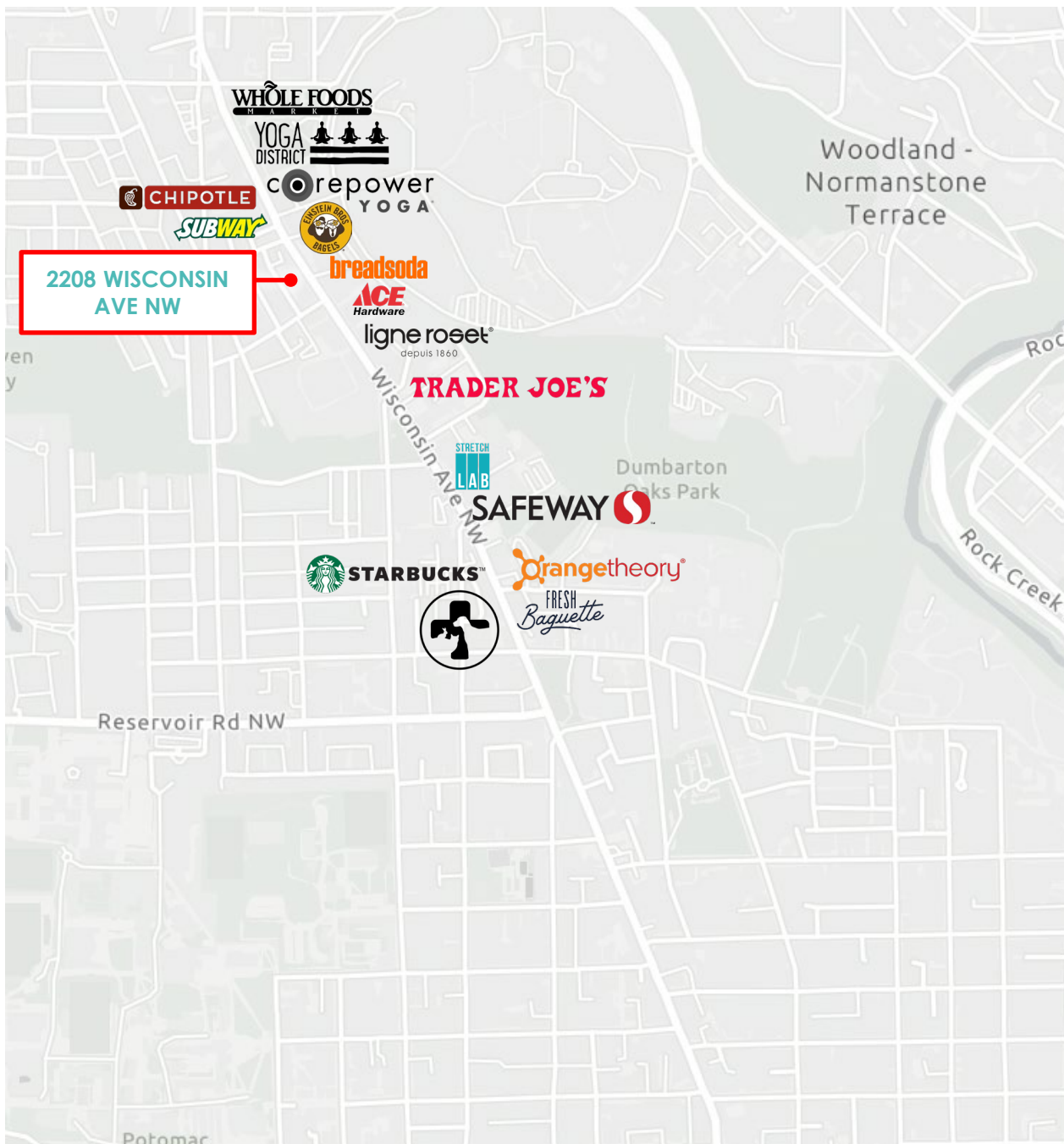
2208 WISCONSIN AVE NW

2208 WISCONSIN AVE NW, WASHINGTON, DC 20007

CONTACT US

Ken Johnson
202.309.0935
kjohnson@willardretail.com
willardretail.com





2208 WISCONSIN AVE NW

2208 WISCONSIN AVE NW, WASHINGTON, DC 20007

CONTACT US

Ken Johnson
202.309.0935
kjohnson@willardretail.com
willardretail.com





WILLARD

WILLARDRETAIL.COM

4800 Hampden Lane | Suite 800 | Bethesda, MD 20814

301.657.7330