

7107 N. WAYNE ROAD
SUITE #100
WESTLAND, MICHIGAN



**SIGNATURE
ASSOCIATES**
KNOW SIGNATURE | KNOW RESULTS

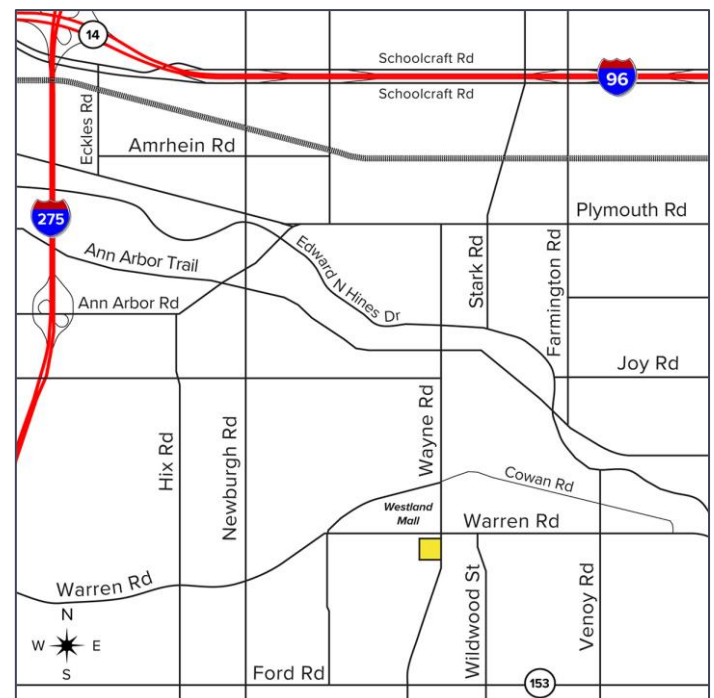
OFFICE FOR LEASE
1,734 Square Feet Available

MOVE IN READY PT OFFICE



PROPERTY FEATURES

- 1,734 square feet available
- Zoned CB-3 – General Commercial Business
- Great medical or retail opportunity
- High visibility location next to Westland Urgent Care Facility
- Main road signage
- Lease Rate: \$16.00/sq. ft. G + U

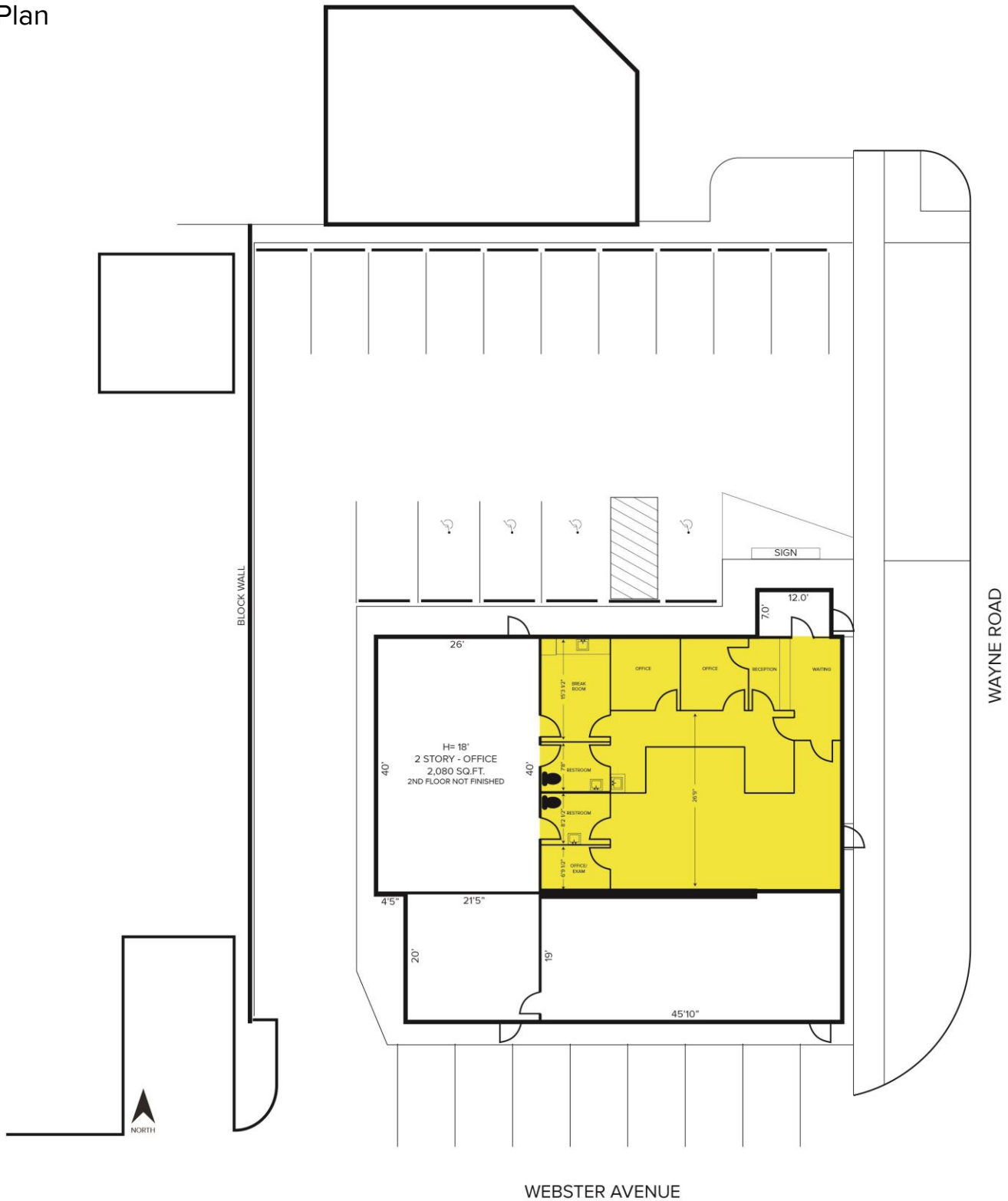


For more information, please contact:

JASON STOUGH
(248) 948 4180
jstough@signatureassociates.com

SIGNATURE ASSOCIATES
One Towne Square, Suite 1200
Southfield, MI 48076
www.signatureassociates.com

Site Plan

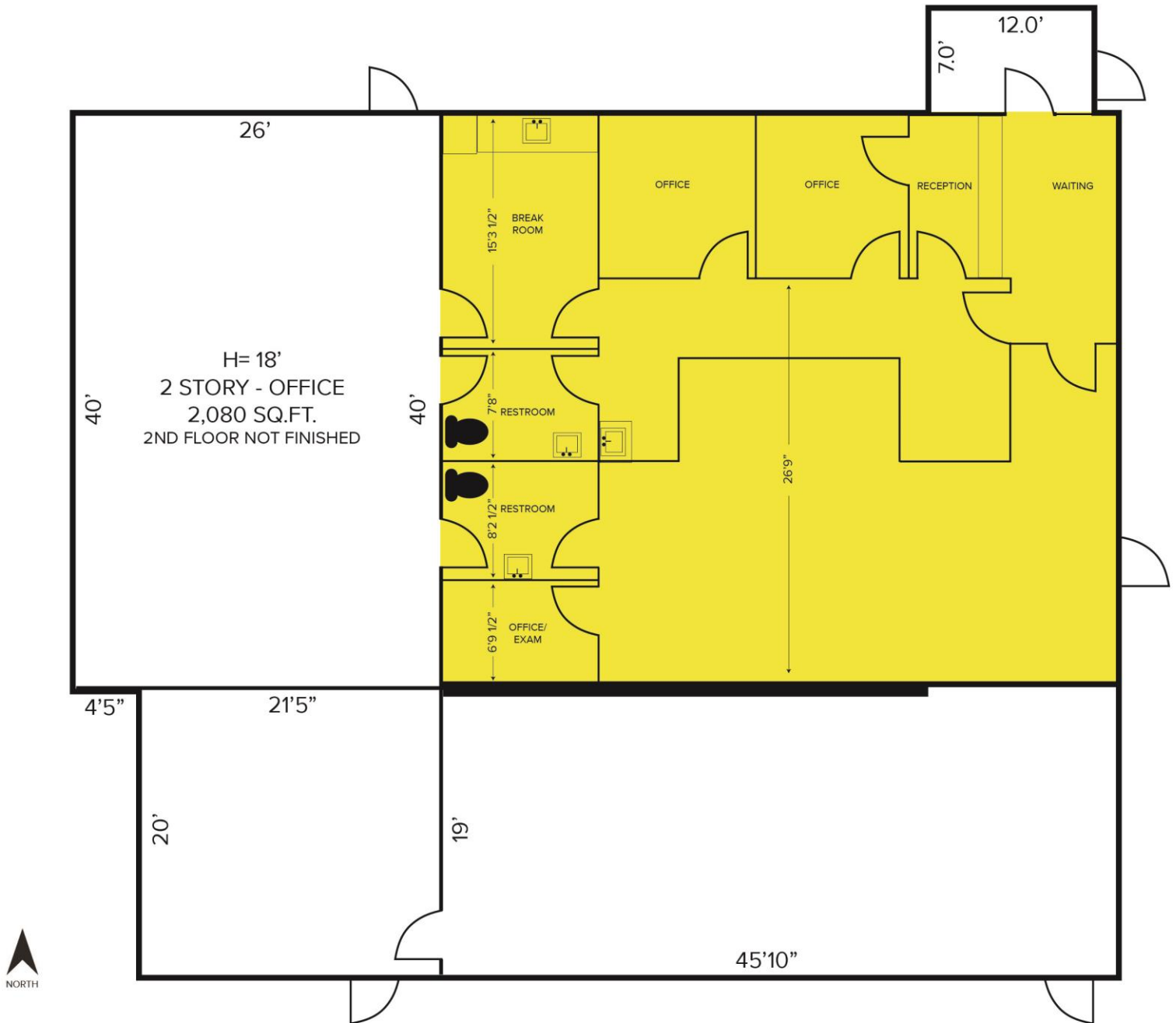


For more information, please contact:

JASON STOUGH
(248) 948 4180
jstough@signatureassociates.com

SIGNATURE ASSOCIATES
One Towne Square, Suite 1200
Southfield, MI 48076
www.signatureassociates.com

Floor Plan



For more information, please contact:

JASON STOUGH
(248) 948 4180
jstough@signatureassociates.com

SIGNATURE ASSOCIATES
One Towne Square, Suite 1200
Southfield, MI 48076
www.signatureassociates.com

7107 N. Wayne Road – Westland, Michigan

Office For Lease

1,734
Square Feet
AVAILABLE

Aerial



For more information, please contact:

JASON STOUGH
(248) 948 4180
jstough@signatureassociates.com

SIGNATURE ASSOCIATES
One Towne Square, Suite 1200
Southfield, MI 48076
www.signatureassociates.com

Information is subject to verification and no liability for errors or omissions is assumed. Price is subject to change and listing withdrawal.